1 FS7-BK (DF1202512SEMN)

Serial Number

Lab ID 1P12000183

Certification ID FN25183

Test Result Report ID: 26FN183A

Certificate Issue Date: Jun 5, 2025

Scheme: PHI

No PHI level awarded

At 25 dB(A) this fan delivers 31.11 CFM and 0.74 mmAq, below the minimum required for the lowest PHI level (Bronze). The measured values are shown in Section C.

Aristeidis Bitziopoulos, Certification Body General Manager

SECTION A: Noise Testing Equipment

Test Environment	Hemi-Anechoic Chamber with 6 dB(A) noise floor
Conditions	25(±2) degrees Celsius, 40-50% humidity
Sound Analyzer	Bruel & Kjaer 2270-S G4 & 2250-L G4
Microphone	Bruel & Kjaer Type 4955-A
Mic Calibrator	Bruel & Kjaer Type 4231
Data Logger	Picoscope TC-08
Testing Methodology	Cybenetics Phi Fan Performance Standard

SECTION B: Fan Testing Instrument Technical Specifications

Manufacturer	Long Win Science & Technology Corporation
Model Number	LW-9266
Air Flow Rate	2.4 – 250 CFM
Accuracy of Air Flow Rate	< 3.5% INFS
Repeatability error	< 2%
Static pressure	0-20mmAq (100mmAq with the high static pressure throttle device)
Overall Dimensions	0.7 (W) x 2.2 (L) x 1.6 (H) m
Power Source	220VAC, 5A, Single Phase, 50/60Hz
Based on Standards	ISO 5801-2007, AMCA 210-0, ASHRAE 51-2007, IEC 61591-2005, GB/T 1236-200

SECTION C: PHI Performance Levels

Pressure at 25 dB(A)	P (mmAq)	0.74
Airflow at 25 dB(A)	Q (CFM)	31.11

SECTION D: Information about DUT

Product Identification Details	
Brand	1
Model	FS7-BK (DF1202512SEMN)
Serial Number	-
Product Specifications	
Manufacturer-Provided Information	
Bearing	Fluid Dynamic
Connector	PWM
Cable length (mm)	490
Daisy-chain	Cable
RGB Connector	None

RGB Daisy-chain	None
Cybenetics Measurements	
Max Speed (RPM)	1916
Max Airflow (CFM)	43.74
Max Static Pressure (mmAq)	1.32
Max Fan Noise Level (dBA)	32.20
Fan Max Current (A)	0.15
Fan Weight (gr)	165
Dimensions (W x H x D)	120mm x 120mm x 25mm
Cybenetics Testing Information	
Lab ID	1P12000183
Date of receipt	May 12, 2025
Testing Date	Jun 5, 2025
Report Issued Date	Jun 5, 2025
Engineer Name	-

SECTION E: Long Win LW-9266 - Pressure and Airflow

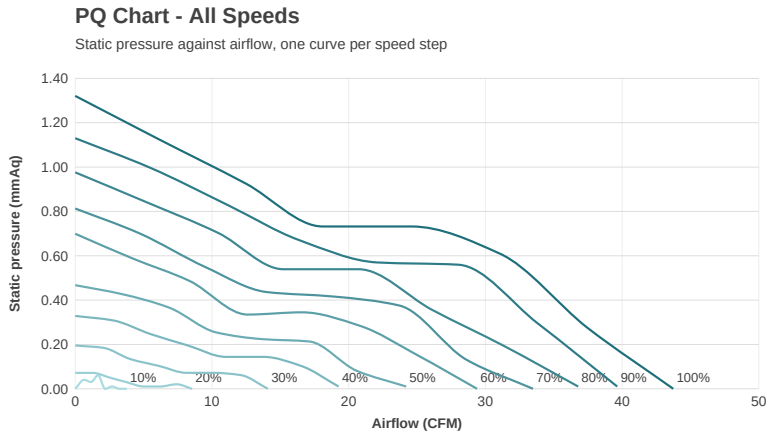

Speed Setting	Max Airflow (CFM)	Max Static Pressure (mmAq)	Fan Speed (RPM)	Max Power (W)
10%	3.77	0.06	190 - 393	0.26
20%	8.55	0.07	436 - 476	0.20
30%	14.09	0.20	656 - 734	0.30
40%	19.26	0.33	840 - 956	0.43
50%	24.20	0.47	1006 - 1160	0.61
60%	29.39	0.70	1141 - 1341	0.80
70%	33.49	0.81	1279 - 1516	1.02
80%	36.79	0.98	1395 - 1667	1.27
90%	39.64	1.13	1503 - 1796	1.54
100%	43.74	1.32	1597 - 1940	1.84

PQ Chart 10%

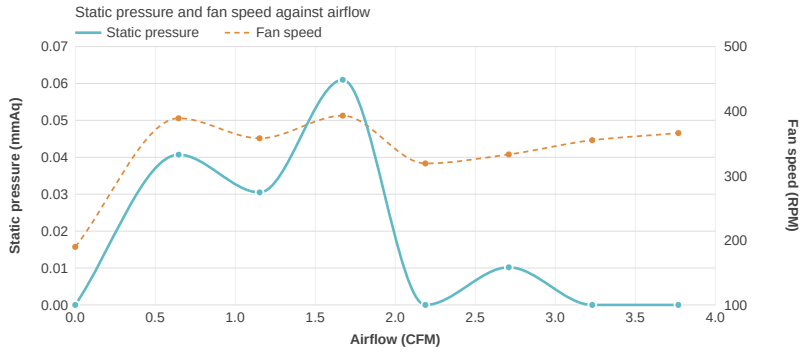

Airflow (CFM)	Static Pressure (mmAq)	Fan Speed (RPM)	Current (A)	Power (W)
0.00	-0.01	190	0.012	0.14
0.65	0.04	389	0.016	0.19
1.15	0.03	358	0.016	0.19
1.67	0.06	393	0.010	0.12
2.19	-0.03	319	0.022	0.26
2.71	0.01	333	0.012	0.14
3.23	-0.01	355	0.011	0.13
3.77	-0.01	366	0.011	0.13

PQ Chart 20%

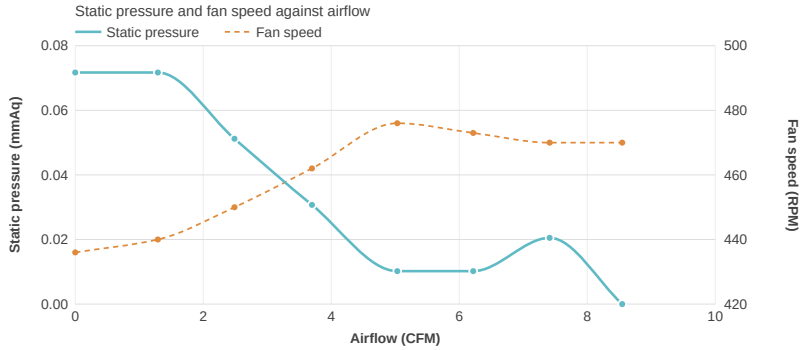

Airflow (CFM)	Static Pressure (mmAq)	Fan Speed (RPM)	Current (A)	Power (W)
0.00	0.07	436	0.017	0.20
1.29	0.07	440	0.017	0.20
2.49	0.05	450	0.017	0.20
3.70	0.03	462	0.017	0.20
5.03	0.01	476	0.016	0.19
6.22	0.01	473	0.017	0.20
7.41	0.02	470	0.016	0.19
8.55	0.00	470	0.016	0.19

PQ Chart 30%

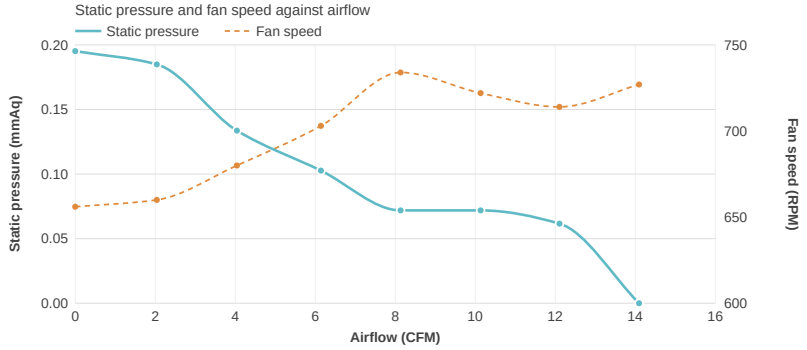

Airflow (CFM)	Static Pressure (mmAq)	Fan Speed (RPM)	Current (A)	Power (W)
0.00	0.20	656	0.025	0.30
2.04	0.18	660	0.025	0.30
4.04	0.13	680	0.025	0.30
6.14	0.10	703	0.024	0.29
8.13	0.07	734	0.024	0.29
10.13	0.07	722	0.024	0.29
12.10	0.06	714	0.024	0.29
14.09	0.00	727	0.024	0.29

PQ Chart 40%

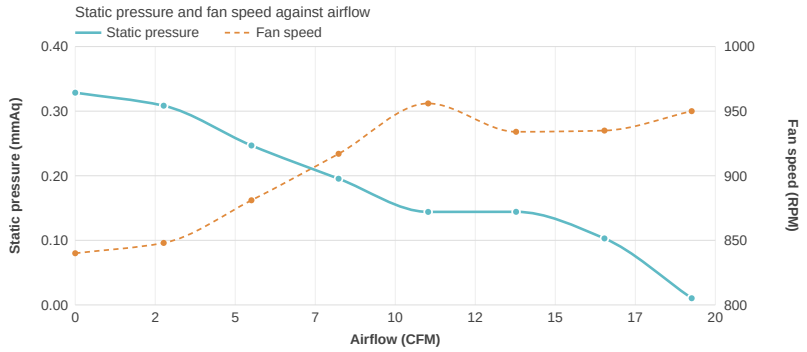

Airflow (CFM)	Static Pressure (mmAq)	Fan Speed (RPM)	Current (A)	Power (W)
0.00	0.33	840	0.036	0.43
2.76	0.31	848	0.036	0.43
5.51	0.25	881	0.036	0.43
8.23	0.20	917	0.035	0.42
11.03	0.14	956	0.035	0.42
13.78	0.14	934	0.035	0.42
16.53	0.10	935	0.035	0.42
19.26	0.01	950	0.035	0.42

PQ Chart 50%

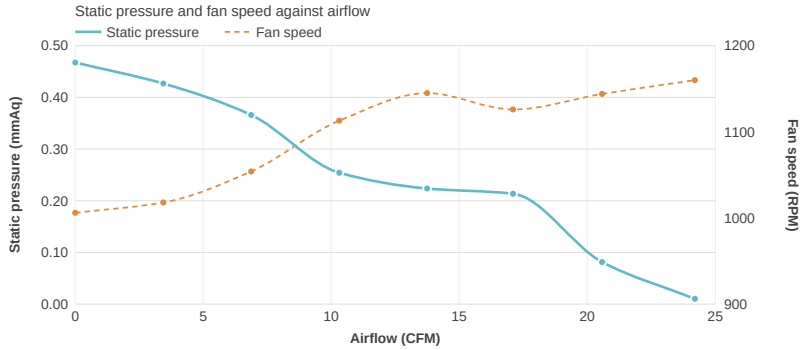

Airflow (CFM)	Static Pressure (mmAq)	Fan Speed (RPM)	Current (A)	Power (W)
0.00	0.47	1006	0.051	0.61
3.44	0.43	1018	0.051	0.61
6.87	0.37	1054	0.050	0.60
10.31	0.25	1113	0.049	0.59
13.74	0.22	1145	0.048	0.58
17.10	0.21	1126	0.048	0.58
20.58	0.08	1144	0.048	0.58
24.20	0.01	1160	0.048	0.58

PQ Chart 60%

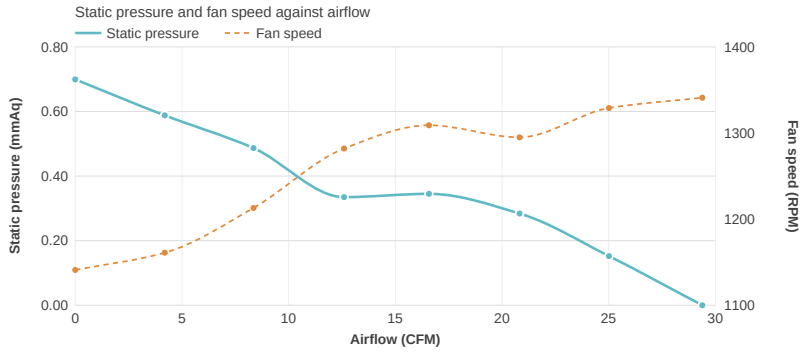

Airflow (CFM)	Static Pressure (mmAq)	Fan Speed (RPM)	Current (A)	Power (W)
0.00	0.70	1141	0.067	0.80
4.20	0.59	1161	0.066	0.79
8.36	0.49	1213	0.065	0.78
12.60	0.33	1282	0.064	0.77
16.58	0.34	1309	0.063	0.76
20.83	0.28	1295	0.063	0.76
25.02	0.15	1329	0.063	0.76
29.39	-0.02	1341	0.062	0.74

PQ Chart 70%

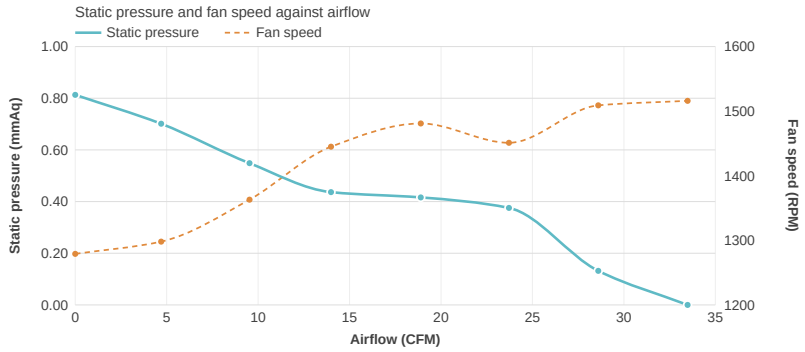

Airflow (CFM)	Static Pressure (mmAq)	Fan Speed (RPM)	Current (A)	Power (W)
0.00	0.81	1279	0.085	1.02
4.70	0.70	1298	0.085	1.02
9.53	0.55	1363	0.083	1.00
13.98	0.44	1445	0.081	0.97
18.89	0.42	1481	0.080	0.96
23.72	0.38	1451	0.081	0.97
28.60	0.13	1509	0.080	0.96
33.49	0.00	1516	0.080	0.96

PQ Chart 80%

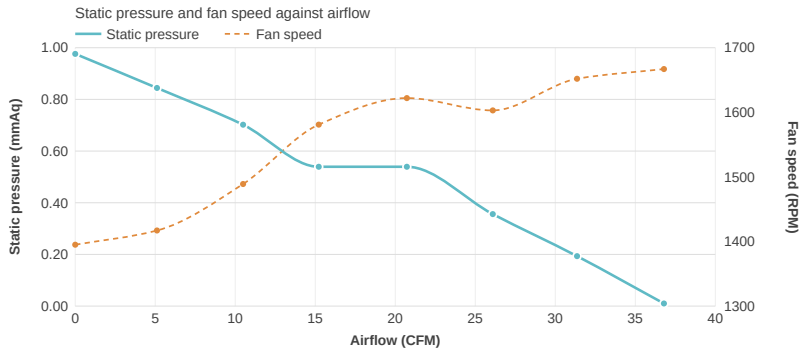

Airflow (CFM)	Static Pressure (mmAq)	Fan Speed (RPM)	Current (A)	Power (W)
0.00	0.98	1395	0.106	1.27
5.11	0.84	1417	0.105	1.26
10.49	0.70	1489	0.103	1.24
15.22	0.54	1581	0.101	1.21
20.72	0.54	1622	0.100	1.20
26.09	0.36	1603	0.101	1.21
31.36	0.19	1652	0.099	1.19
36.79	0.01	1667	0.099	1.19

PQ Chart 90%

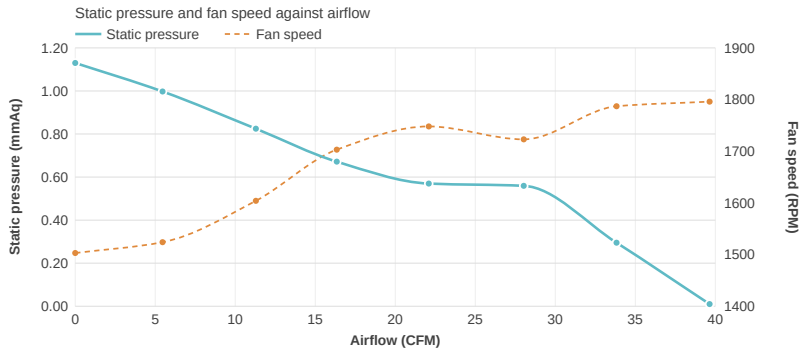

Airflow (CFM)	Static Pressure (mmAq)	Fan Speed (RPM)	Current (A)	Power (W)
0.00	1.13	1503	0.128	1.54
5.46	1.00	1524	0.128	1.54
11.29	0.82	1604	0.126	1.51
16.34	0.67	1703	0.123	1.48
22.09	0.57	1748	0.122	1.46
28.03	0.56	1723	0.122	1.46
33.83	0.30	1787	0.121	1.45
39.64	0.01	1796	0.121	1.45

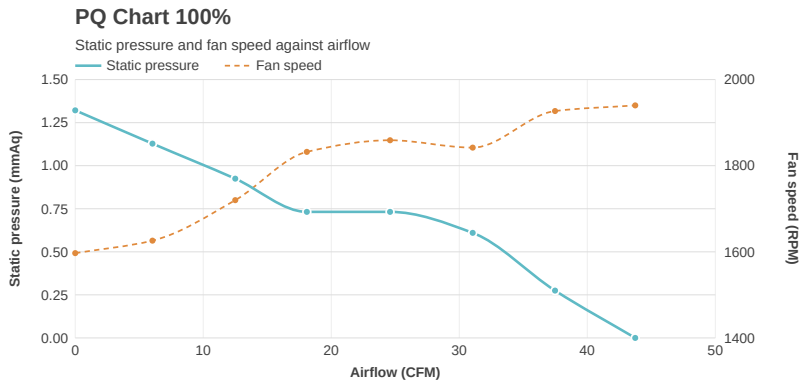

Airflow (CFM)	Static Pressure (mmAq)	Fan Speed (RPM)	Current (A)	Power (W)
0.00	1.32	1597	0.153	1.84
6.04	1.13	1626	0.152	1.82
12.50	0.92	1720	0.150	1.80
18.09	0.73	1832	0.147	1.76
24.60	0.73	1859	0.146	1.75
31.04	0.61	1842	0.147	1.76
37.48	0.27	1927	0.144	1.73
43.74	-0.01	1940	0.144	1.73

SECTION F: General Performance

Fan Percentage RPM LongWin

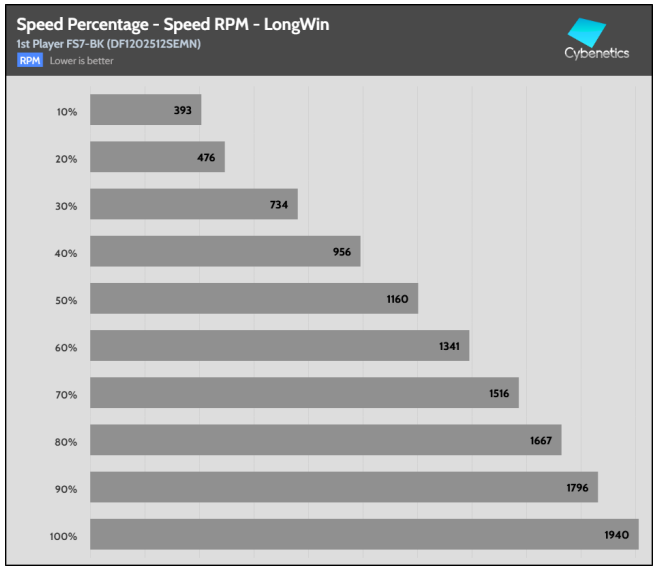

Fan Percentage CFM

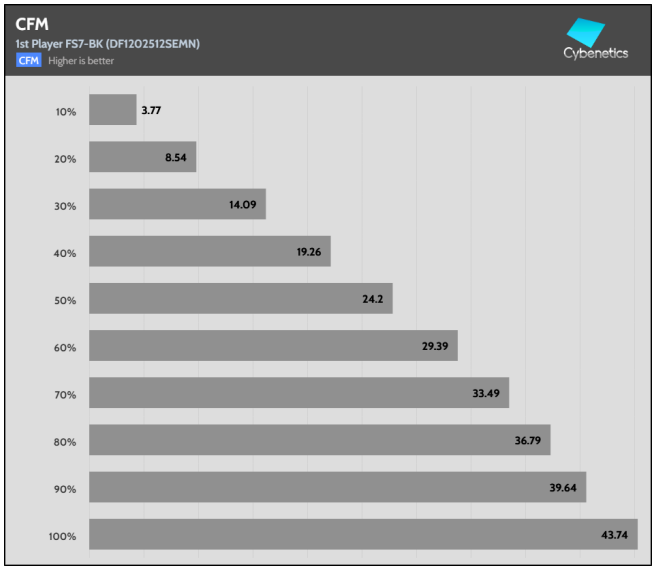

Fan Percentage Pressure

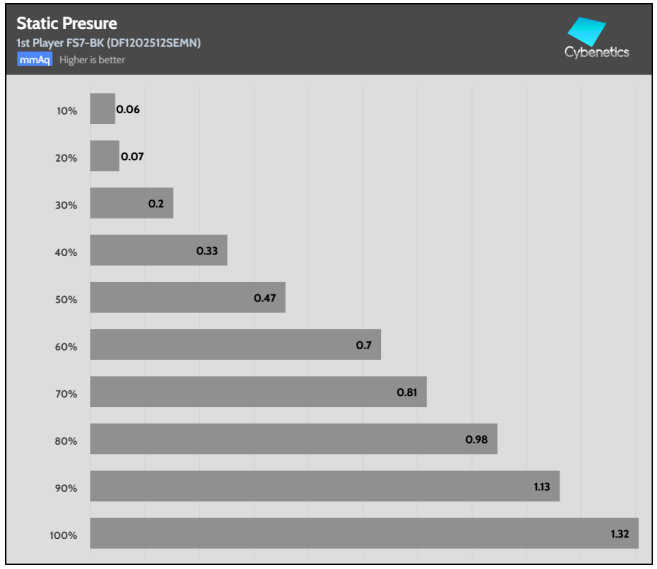

Fan Percentage Power

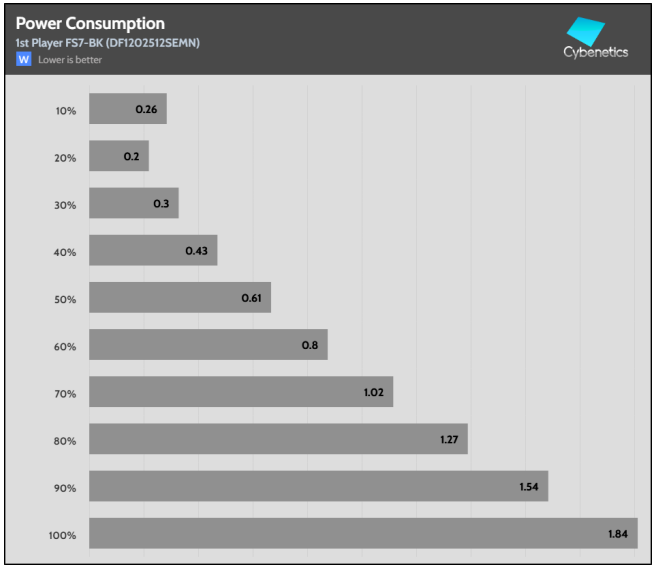

Fan Percentage Amps

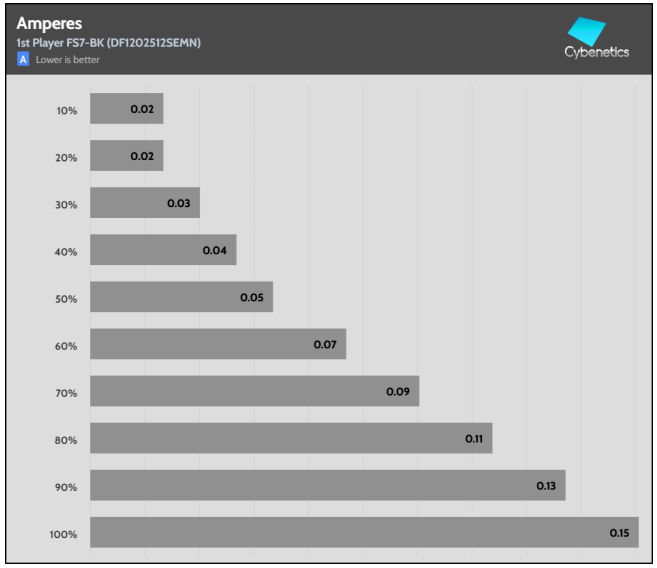

Fan Percentage Noise

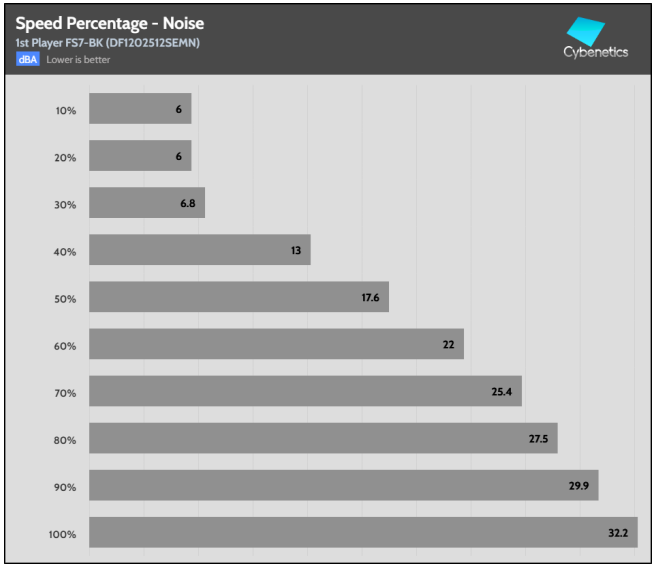

Fan Speed Noise

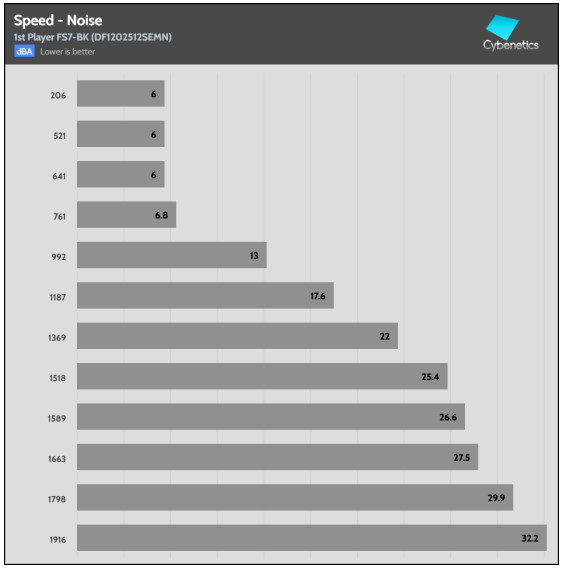

Fan Noise Speed



SECTION G: Uncertainty

Fan Performance Uncertainty Estimation

General Statement

Measurement uncertainty associated with the reported results was evaluated and estimated in accordance with JCGM 100:2008 (Guide to the Expression of Uncertainty in Measurement — GUM) and ISO/IEC 17025:2017, Clauses 7.6 and 7.2.

The uncertainty budget accounts for all significant identified contributors arising from the measurement process, instrumentation, test conditions, and operator interaction.

The reported expanded uncertainty U is obtained by multiplying the combined standard uncertainty uc by a coverage factor k = 2, corresponding to a confidence level of approximately 95 %, assuming a normal probability distribution.

Unless otherwise stated, the reported uncertainty applies only to the specific measurements performed and does not include long-term drift, aging effects, or future environmental changes.

Expanded Measurement Uncertainty by Measurement Type

Measurement	Expanded Uncertainty U (k=2, norm)
Fan Air Flow	±1.23176 % of reading (k=2) — e.g. ±3.69 CFM at 25 CFM, ±4.29 at 92 CFM, ±7.15 at 250 CFM

Fan Static Pressure	±0.6727 Pa

Air flow uncertainty is relative to the reading: $U(Q) = 2\cdot\sqrt{[(1.8200)^2 + (0.0123176\cdot Q)^2]}$ CFM, valid over the declared measuring range 2.4 – 250 CFM.

The reported static pressure uncertainty applies over the 0 – 20 mmAq (0 – 196.1 Pa) measuring range of the Long Win LW-9266 apparatus. The apparatus can be extended to 100 mmAq (981 Pa) with the high static pressure throttle device; the uncertainty of that extended range has not been separately verified and the value stated above does not apply to it.

1 FS7-BK (DF1202512SEMN)

Front

Rear

Cybenetics bietet freiwillige Zertifizierungsprogramme für Netzteile – ETA für Effizienz, LAMBDA für Lautstärke und SAFE für Sicherheit und korrekten Betrieb – sowie für Kühlprodukte mit DELTA für die Schalldämmung von Gehäusen und PHI für Luftstrom und statischen Druck von Lüftern

CYBENETICS LTD Syrou 6, Latsia, 2231, Nicosia Cyprus

www.cybenetics.com - info@cybenetics.com