Make It Yours.

1 MasterFan M120 ARGB

Serial Number MFZP2DM20NP2R11261400296

Lab ID CM12000235

Certification ID FN25235

Test Result Report ID: 26FN235A

Certificate Issue Date: May 26, 2026

Scheme: PHI

Airflow Rating CYBENETICS Airflow PLATINUM

CYBENETICS Static Pressure TITANIUM Static Pressure Rating

Aristeidis Bitziopoulos, Certification Body General Manager

SECTION A: Noise Testing Equipment

Test Environment	Hemi-Anechoic Chamber with 6 dB(A) noise floor
Conditions	25(±2) degrees Celsius, 40-50% humidity
Sound Analyzer	Bruel & Kjaer 2270-S G4 & 2250-L G4
Microphone	Bruel & Kjaer Type 4955-A
Mic Calibrator	Bruel & Kjaer Type 4231
Data Logger	Picoscope TC-08
Testing Methodology	Cybenetics Phi Fan Performance Standard

SECTION B: Fan Testing Instrument Technical Specifications

Manufacturer	Long Win Science & Technology Corporation
Model Number	LW-9266
Air Flow Rate	2.4 – 250 CFM
Accuracy of Air Flow Rate	< 3.5% INFS
Repeatability error	< 2%
Static pressure	0-20mmAq (100mmAq with the high static pressure throttle device)
Overall Dimensions	0.7 (W) x 2.2 (L) x 1.6 (H) m
Power Source	220VAC, 5A, Single Phase, 50/60Hz
Based on Standards	ISO 5801-2007, AMCA 210-0, ASHRAE 51-2007, IEC 61591-2005, GB/T 1236-200

SECTION C: PHI Performance Levels

Pressure at 25 dB(A)	P (mmAq)	2.36
Airflow at 25 dB(A)	Q (CFM)	48.64

SECTION D: Information about DUT

Product Identification Details	
Brand	1
Model	MasterFan M120 ARGB
Serial Number	MFZP2DM20NP2R11261400296
Product Specifications	
Manufacturer-Provided Information	
Bearing	Magnetic Levitation
Connector	Proprietary
Cable length (mm)	90
Daisy-chain	Cable
RGB Connector	5V ARGB
RGB Daisy-chain	Cable
Cybenetics Measurements	
Max Speed (RPM)	2343
Max Airflow (CFM)	69.37
Max Static Pressure (mmAq)	4.66
Max Fan Noise Level (dBA)	35.00
Fan Max Current (A)	0.24
Fan Weight (gr)	280
Dimensions (W x H x D)	120mm x 120mm x 30mm
Cybenetics Testing Information	
Lab ID	CM12000235
Date of receipt	May 25, 2026
Testing Date	May 26, 2026
Report Issued Date	May 26, 2026
Engineer Name	Aris Bitziopoulos
Authorized By the Laboratory Technical Manager	Aristeidis Bitziopoulos
Signature	

SECTION E: Long Win LW-9266 - Pressure and Airflow

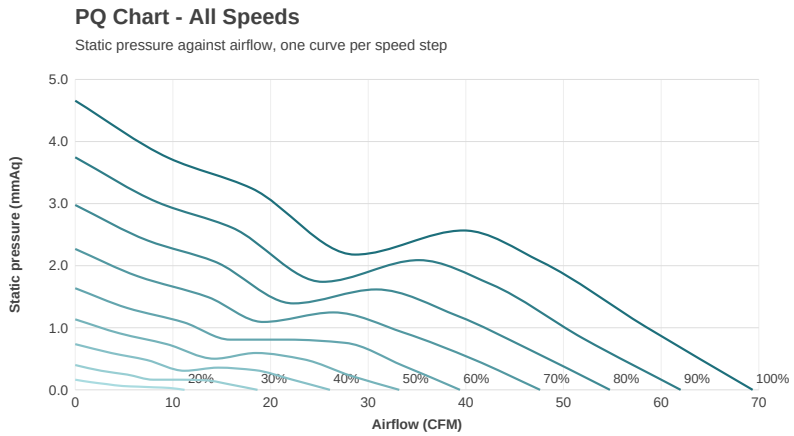

Speed Setting	Max Airflow (CFM)	Max Static Pressure (mmAq)	Fan Speed (RPM)	Max Power (W)
20%	11.19	0.16	498 - 502	0.18
30%	18.66	0.40	710 - 721	0.25
40%	26.08	0.74	949 - 956	0.38
50%	33.18	1.14	1172 - 1183	0.55
60%	39.40	1.64	1398 - 1406	0.79
70%	47.60	2.27	1639 - 1648	1.14
80%	54.76	2.98	1866 - 1874	1.57
90%	61.99	3.75	2089 - 2097	2.11
100%	69.37	4.66	2330 - 2340	2.84

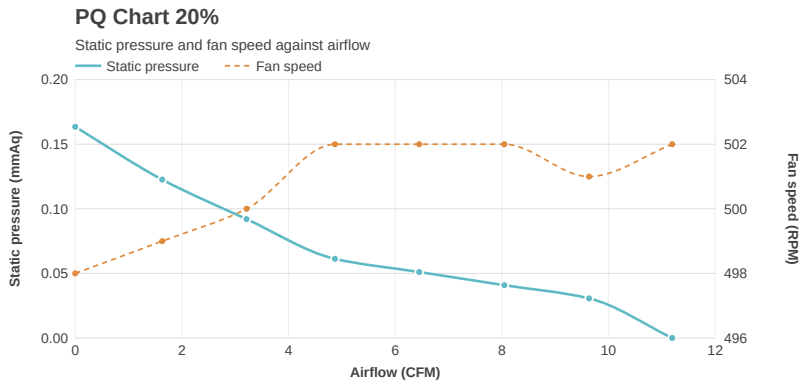

Airflow (CFM)	Static Pressure (mmAq)	Fan Speed (RPM)	Current (A)	Power (W)
0.00	0.16	498	0.015	0.18
1.63	0.12	499	0.014	0.17
3.21	0.09	500	0.014	0.17
4.87	0.06	502	0.014	0.17
6.45	0.05	502	0.014	0.17
8.05	0.04	502	0.013	0.16
9.63	0.03	501	0.013	0.16
11.19	0.00	502	0.013	0.16

PQ Chart 30%

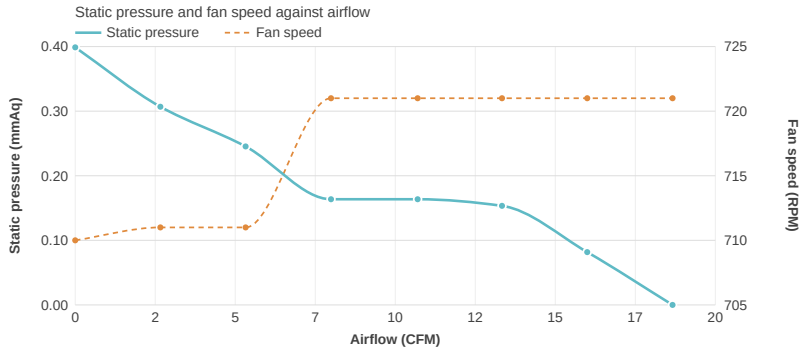

Airflow (CFM)	Static Pressure (mmAq)	Fan Speed (RPM)	Current (A)	Power (W)
0.00	0.40	710	0.021	0.25
2.66	0.31	711	0.020	0.24
5.32	0.25	711	0.020	0.24
7.99	0.16	721	0.019	0.23
10.70	0.16	721	0.019	0.23
13.34	0.15	721	0.019	0.23
16.00	0.08	721	0.019	0.23
18.66	-0.01	721	0.018	0.22

PQ Chart 40%

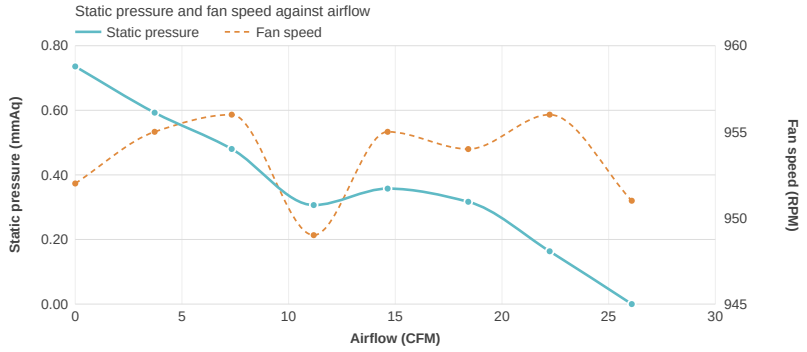

Airflow (CFM)	Static Pressure (mmAq)	Fan Speed (RPM)	Current (A)	Power (W)
0.00	0.74	952	0.032	0.38
3.72	0.59	955	0.030	0.36
7.33	0.48	956	0.028	0.34
11.18	0.31	949	0.026	0.31
14.64	0.36	955	0.027	0.32
18.42	0.32	954	0.027	0.32
22.24	0.16	956	0.026	0.31
26.08	0.00	951	0.025	0.30

PQ Chart 50%

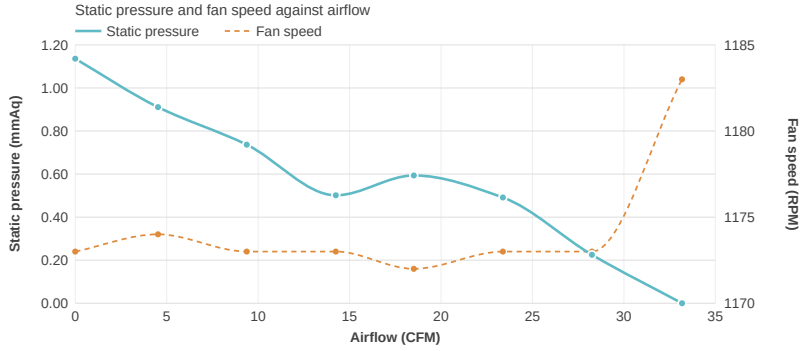

Airflow (CFM)	Static Pressure (mmAq)	Fan Speed (RPM)	Current (A)	Power (W)
0.00	1.14	1173	0.046	0.55
4.53	0.91	1174	0.042	0.50
9.38	0.74	1173	0.040	0.48
14.25	0.50	1173	0.036	0.43
18.51	0.59	1172	0.038	0.46
23.38	0.49	1173	0.038	0.46
28.25	0.23	1173	0.035	0.42
33.18	0.00	1183	0.033	0.40

PQ Chart 60%

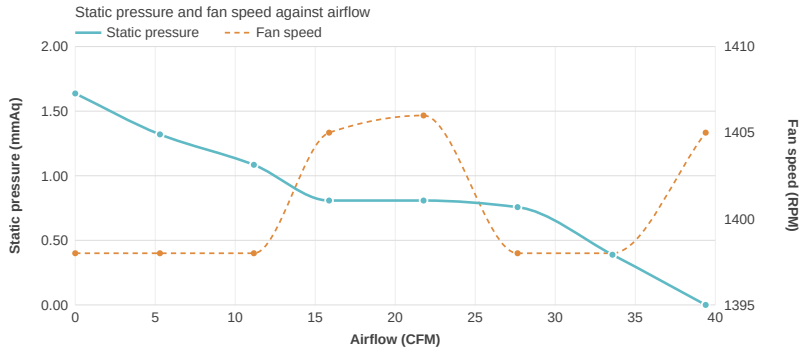

Airflow (CFM)	Static Pressure (mmAq)	Fan Speed (RPM)	Current (A)	Power (W)
0.00	1.64	1398	0.066	0.79
5.30	1.32	1398	0.060	0.72
11.16	1.08	1398	0.056	0.67
15.86	0.81	1405	0.050	0.60
21.77	0.81	1406	0.053	0.64
27.64	0.76	1398	0.053	0.64
33.57	0.39	1398	0.049	0.59
39.40	0.00	1405	0.044	0.53

PQ Chart 70%

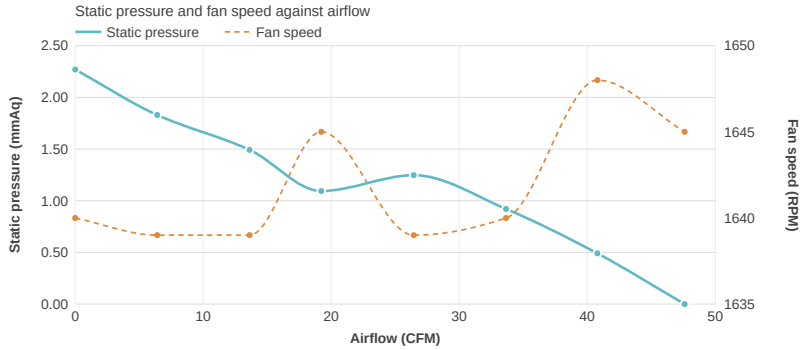

Airflow (CFM)	Static Pressure (mmAq)	Fan Speed (RPM)	Current (A)	Power (W)
0.00	2.27	1640	0.095	1.14
6.41	1.83	1639	0.087	1.04
13.62	1.49	1639	0.078	0.94
19.22	1.09	1645	0.069	0.83
26.44	1.25	1639	0.077	0.92
33.66	0.92	1640	0.073	0.88
40.79	0.49	1648	0.068	0.82
47.60	-0.02	1645	0.059	0.71

PQ Chart 80%

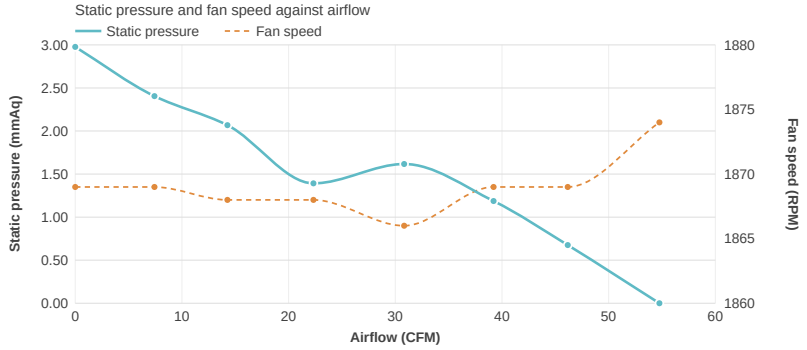

Airflow (CFM)	Static Pressure (mmAq)	Fan Speed (RPM)	Current (A)	Power (W)
0.00	2.98	1869	0.131	1.57
7.43	2.40	1869	0.118	1.42
14.27	2.07	1868	0.108	1.30
22.33	1.39	1868	0.089	1.07
30.83	1.62	1866	0.104	1.25
39.21	1.19	1869	0.097	1.16
46.16	0.68	1869	0.090	1.08
54.76	-0.01	1874	0.074	0.89

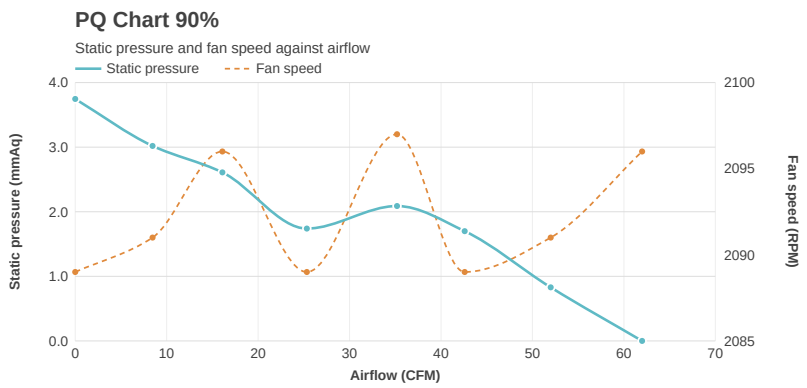

Airflow (CFM)	Static Pressure (mmAq)	Fan Speed (RPM)	Current (A)	Power (W)
0.00	3.75	2089	0.176	2.11
8.46	3.02	2091	0.158	1.90
16.09	2.61	2096	0.145	1.74
25.33	1.74	2089	0.116	1.39
35.19	2.09	2097	0.139	1.67
42.59	1.70	2089	0.132	1.58
51.99	0.83	2091	0.115	1.38
61.99	-0.02	2096	0.097	1.16

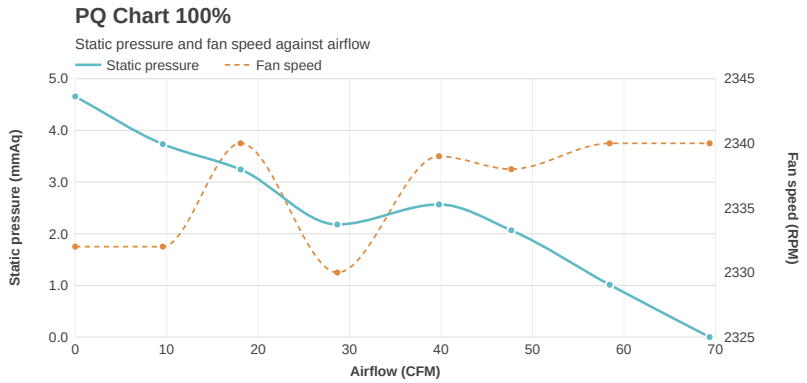

Airflow (CFM)	Static Pressure (mmAq)	Fan Speed (RPM)	Current (A)	Power (W)
0.00	4.66	2332	0.237	2.84
9.57	3.74	2332	0.210	2.52
18.09	3.24	2340	0.192	2.30
28.65	2.18	2330	0.151	1.81
39.79	2.57	2339	0.182	2.18
47.69	2.07	2338	0.172	2.06
58.45	1.01	2340	0.149	1.79
69.37	-0.06	2340	0.122	1.46

SECTION F: General Performance

Fan Percentage RPM LongWin

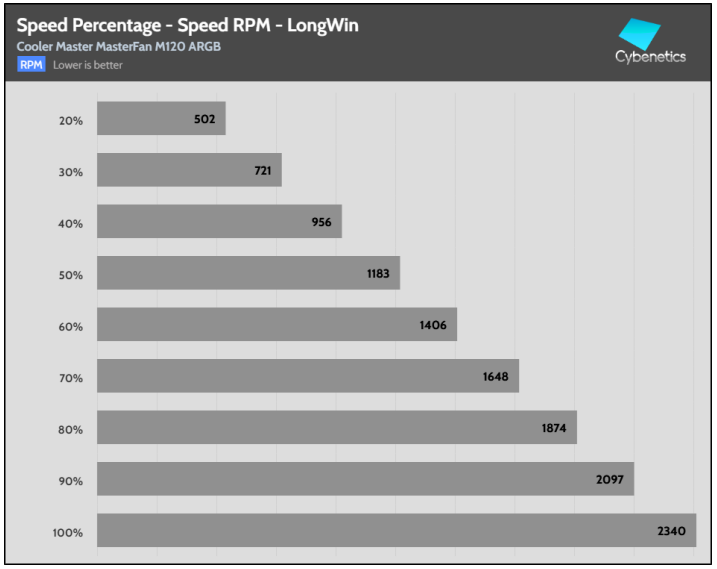

Fan Percentage CFM

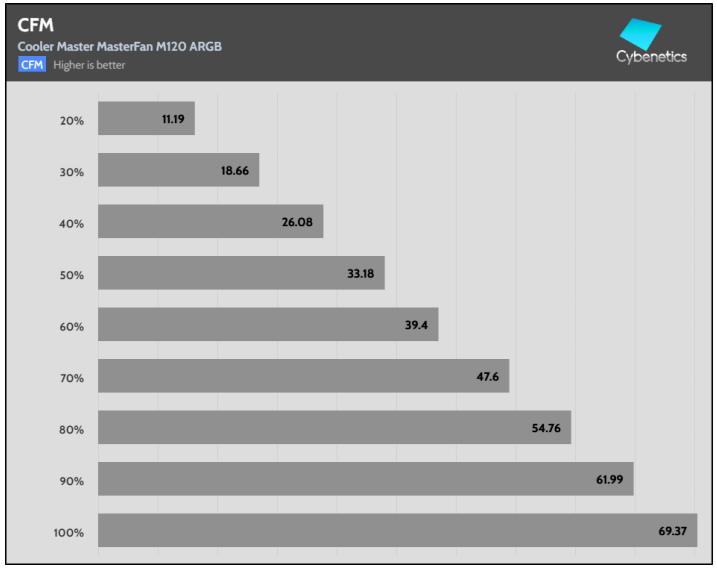

Fan Percentage Pressure

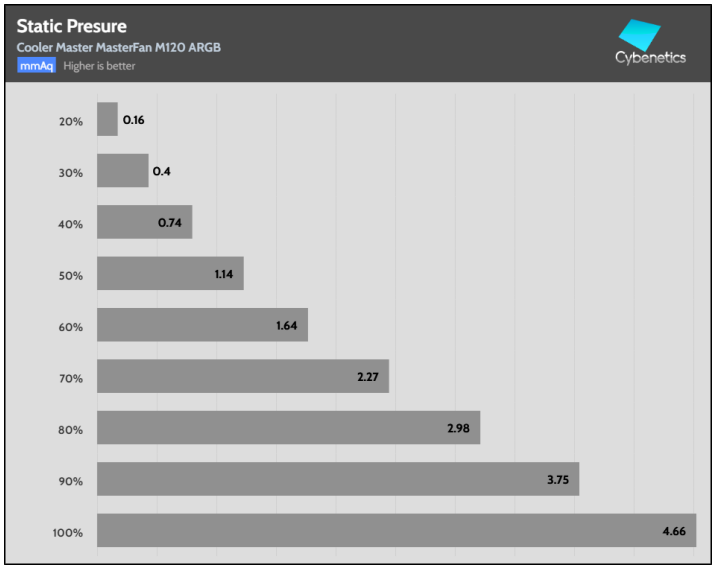

Fan Percentage Power

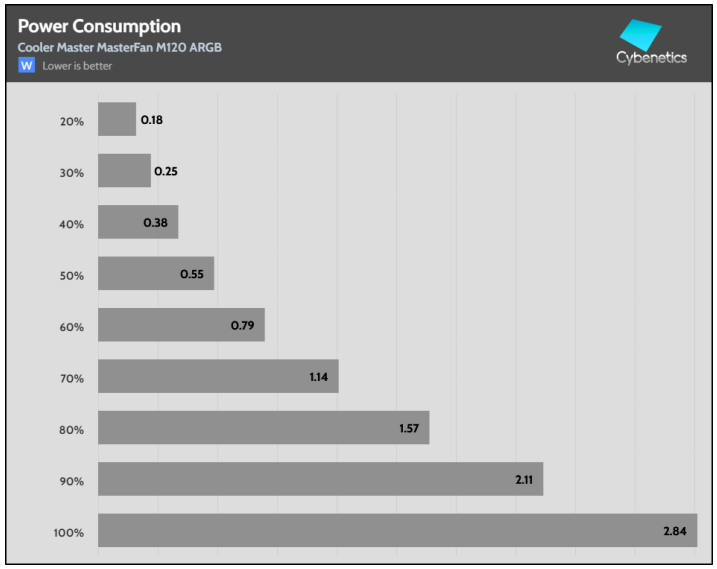

Fan Percentage Amps

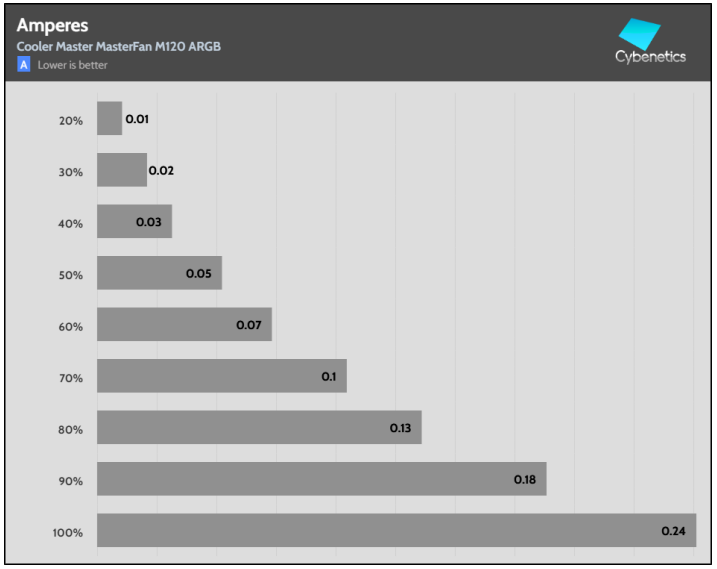

Fan Percentage Noise

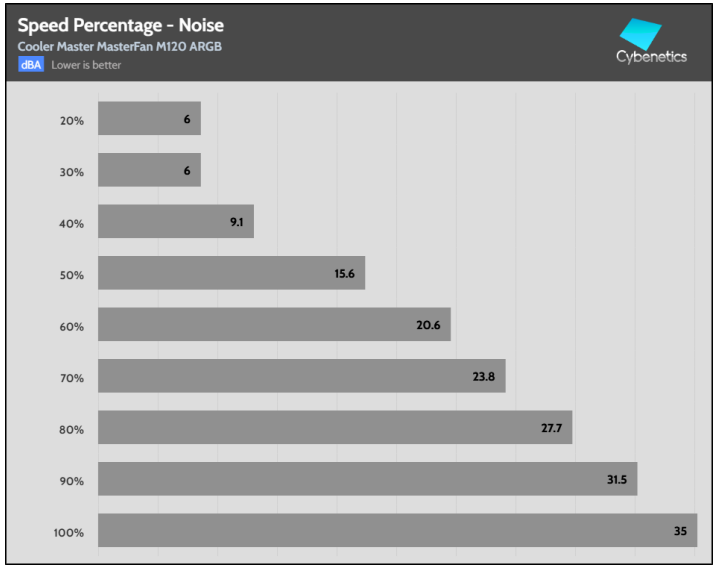

Fan Speed Noise

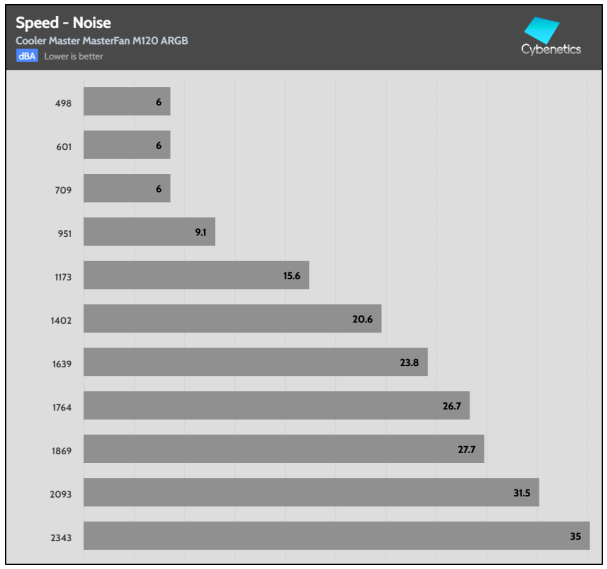

Fan Noise Speed



SECTION G: Uncertainty

Fan Performance Uncertainty Estimation

General Statement

Measurement uncertainty associated with the reported results was evaluated and estimated in accordance with JCGM 100:2008 (Guide to the Expression of Uncertainty in Measurement — GUM) and ISO/IEC 17025:2017, Clauses 7.6 and 7.2.

The uncertainty budget accounts for all significant identified contributors arising from the measurement process, instrumentation, test conditions, and operator interaction.

The reported expanded uncertainty U is obtained by multiplying the combined standard uncertainty uc by a coverage factor k = 2, corresponding to a confidence level of approximately 95 %, assuming a normal probability distribution.

Unless otherwise stated, the reported uncertainty applies only to the specific measurements performed and does not include long-term drift, aging effects, or future environmental changes.

Expanded Measurement Uncertainty by Measurement Type

Measurement	Expanded Uncertainty U (k=2, norm)
Fan Air Flow	±1.23176 % of reading (k=2) — e.g. ±3.69 CFM at 25 CFM, ±4.29 at 92 CFM, ±7.15 at 250 CFM
Fan Static Pressure	±0.6727 Pa

Air flow uncertainty is relative to the reading: $U(Q) = 2\cdot\sqrt{[(1.8200)^2 + (0.0123176\cdot Q)^2]}$ CFM, valid over the declared measuring range 2.4 – 250 CFM.

The reported static pressure uncertainty applies over the 0 – 20 mmAq (0 – 196.1 Pa) measuring range of the Long Win LW-9266 apparatus. The apparatus can be extended to 100 mmAq (981 Pa) with the high static pressure throttle device; the uncertainty of that extended range has not been separately verified and the value stated above does not apply to it.

1 MasterFan M120 ARGB

Front

Rear

All data and graphs included in this test report can be used by any individual on the following conditions:
› It should be mentioned that the test results are provided by Cybenetics
› The link to the original test results document should be provided in any case

Cybenetics runs voluntary certification programs for power supplies - ETA for efficiency, LAMBDA for noise and SAFE for safety and correct operation - and for cooling products, with DELTA for chassis soundproofing and PHI for fan airflow and static pressure. THETA rates cooler performance on AMD AM5 and Intel LGA1851 outside ISO 17065 and accreditation scope

CYBENETICS LTD Syrou 6, Latsia, 2231, Nicosia Cyprus

www.cybenetics.com - info@cybenetics.com