ASUS ROG-STRIX-1000G-AURA-GAMING

Lab ID AS10002042

Certification ID 252042

Test Result Report ID: 22PS2042A

Certificate Issue Date: Jul 18, 2022

Scheme: ETA-EMI PSU

115V 230V



Scheme: LAMBDA PSU

115V 230V





Outside Validation Scope

General Information

Test Equipment

Electronic Loads	Chroma 63601-5 x2 Chroma 63600-2 Chroma 63640-80-80 x10 Chroma 63610-80-20
AC Sources	Chroma 6530, APM SP300VAC4000W-P, GW Instek ASR-3500
Power Analyzers	Rohde & Schwarz HMC8015 & NPA701
Oscilloscopes	Picoscope 4444, Siglent SDS2104X PLUS
Sound Analyzer	Bruel & Kjaer 2270 G4
Microphone	Bruel & Kjaer Type 4955-A
Temperature Logger	Picoscope TC-08
Tachometer	UNI-T UT372
Multimeters	Keysight 34465A
EMI Analyzer	TekBox TBMR-110M-EU
Isolation Transformer	4kVA
UPS	FSP Champ Tower 3kVA, CyberPower OLS3000E 3kVA
Testing Methodology	Cybenetics PSU Test Protocol

DUT Information(Non-accredited measurements)

Product Identification Details	
Brand	ASUS
Model	ROG-STRIX-1000G-AURA-GAMING
OEM/ODM	CWT
Serial Number	
Product Specifications	
Manufacturer-Provided Information	
□□□□ (Vrms)	100-240
□□□□ (Arms)	15-8

□□□□ (Hz)	50-60
□□□□ (W)	1000
Operating Temperature (Continuous Full Load) (°C)	
□□	ATX12V
□□□□	Fully Modular
Warranty	-
Cybenetics Measurements	
Dimensions (W x H x D)	
Weight	
□□	135mm Double Ball Bearing Fan (CF1325H12D)
□□□□□	✓ (selectable)
Cybenetics Testing Information	
Lab ID	AS10002042
Date of receipt	Jul 2, 2022
Testing Date	Jul 18, 2022
Report Issued Date	Jul 18, 2022
Engineer Name	-
Authorized By the Laboratory Technical Manager	Aristeidis Bitziopoulos
Signature	

□□□□□ (Non-accredited measurements)

□□□□□				
□□	□□□□	□□□□□□	Gauge	In Cable Capacitors
ATX □□ 20+4 pin (600mm)	1	1	16-18AWG	□
4+4 pin EPS 12V □□ (650mm)	2	2	16AWG	□
6+2pin PCIe□□ (610mm)	2	2	16AWG	□
2x 6+2pin PCIe□□ (610mm)	1	2	16AWG	□
12+4 pin PCIe (610mm)	1	1	16-24AWG	□
SATA□□ (400mm+120mm)	1	2	18AWG	□
SATA□□ (400mm+120mm120mm)	1	3	18AWG	□

□ 4pin Molex□□ (400mm+150mm+150mm+150mm)	1	4	18AWG	□
ARGB Cable (790mm)	1	1	22AWG	-

Protection Features(Manufacturer)

Over Power Protection	✗
Over Current (+12V) Protection	✗
Over Temperature Protection	✓
Short Circuit Protection	✗
Surge Protection	✓
Inrush Current Protection	✓
Fan Failure Protection	✗

□□□□

□		3.3V	5V	12V	5VSB	-12V
□□□□	□□	22	22	83.3	3	0.3
	□	120		999.6	15	3.6
□□□□□ (W)		1000				

Parts Description

General Data	-
Manufacturer (OEM)	CWT
PCB Type	Double Sided
Primary Side	-
Transient Filter	6x Y caps, 2x X caps, 2x CM chokes, 1x MOV
Inrush Protection	NTC Thermistor SCK203R0 (3 Ohm) & Relay
Bridge Rectifier(s)	2x no info
APFC MOSFETs	2x Infineon IPW60R099P6 (600V, 24A @ 100°C, Rds(on): 0.099Ohm) & Sync Power SPN5003 (reduce the no load consumption)
APFC Boost Diode	1x On Semiconductor FFSP1065B (650V, 10A @ 139°C)
Bulk Cap(s)	1x Nippon Chemi-Con (450V, 680uF, 2000h @ 105°C, KMZ) & 1x Nippon Chemi-Con (420V, 470uF, 2000h @ 105°C, KMZ)

Main Switchers	4x Infineon IPA60R099P6 (600V, 24A @ 100°C, Rds(on): 0.099Ohm)
APFC Controller	Champion CM6500UNX
Resonant Controller	Champion CU6901VAC
Topology	Primary side: APFC, Full-Bridge & LLC converter Secondary side: Synchronous Rectification & DC-DC converters
Secondary Side	-
+12V MOSFETs	8x Infineon BSC014N06NS (60V, 100A @ 100°C, Rds(on): 1.45mOhm)
5V & 3.3V	DC-DC Converters: 4x UBIQ QN3107M6N (30V, 70A @ 100°C, Rds(on): 1.4mOhm) PWM Controller(s): UPI-Semi uP3861P
Filtering Capacitors	Electrolytic: 3x Nichicon (2-4,000h @ 105°C, HD), 3x Nippon Chemi-Con (2-5,000 @ 105°C, KZE), 1x Nippon Chemi-Con (4-10,000 @ 105°C, KY), 1x Nippon Chemi-Con (4-10,000 @ 105°C, KYA), 2x Nichicon (2-4,000h @ 105°C, HE) Polymer: 11x FPCAP, 4x Nippon Chemi-Con, 19x NIC
Supervisor IC	Weltrend WT7502R (OVP, UVP, SCP, PG)
Fan Controller	Microchip PIC16F1503
Fan Model	Champion CF1325H12D (120mm, 12V, 0.6A, Double Ball Bearing Fan)
5VSB Circuit	-
Standby PWM Controller	On-Bright OB2365T

Test Results

Temperature & Compliance Info

□□□ (°C /°F)	28-32 / 82.4-89.6
□□ ErP Lot3/6□□	✓
□□ (EU) No 617/2013□□	✓
ALPM (Alternative Low Power Mode) compatible	✓
ATX v3.0 Compliance	✓

Performance Summary

115V

Accredited	
□□□□ (>1450 load combinations)	88.528%
Average Noise Output (>1450 Load Combinations)	16.95dBA
PF□□□ (>1450 Load Combinations)	0.990
Efficiency With 10W (≤500W) or 2% (>500W) Load	74.077%
□□□□□□	0.0173W
Non-Accredited	
12V Ripple (Full Load)	10.90mV
5V Ripple (Full Load)	7.79mV
3.3V Ripple (Full Load)	9.92mV
5VSB Ripple (Full Load)	16.51mV
12V Load Regulation	0.43%
5V Load Regulation	0.53%
3.3V Load Regulation	1.13%
5VSB Load Regulation	2.19%
Inrush Current	53.034A

230V

Accredited	
□□□□ (>1450 load combinations)	90.236%
Average Noise Output (>1450 Load Combinations)	16.05dBA
PF□□□ (>1450 Load Combinations)	0.966
Efficiency With 10W (≤500W) or 2% (>500W) Load	68.791%
□□□□□□	0.0819W
Non-Accredited	
12V Ripple (Full Load)	11.58mV
5V Ripple (Full Load)	7.43mV
3.3V Ripple (Full Load)	10.48mV

5VSB Ripple (Full Load)		16.03mV
12V Load Regulation		0.73%
5V Load Regulation		0.55%
3.3V Load Regulation		1.19%
5VSB Load Regulation		2.21%
Inrush Current		107.540A
12V Transient Response (200%)		11.29V
5V Transient Response (200%)		4.961V
3.3V Transient Response (200%)		3.188V
5VSB Transient Response (200%)		4.921V
□□□□ & PG□□		26.20ms
AC Loss to PWR_OK Hold Up Time		22.40ms
PWR_OK Inactive to DC Loss Delay		3.80ms
PSU Timings: T1 (20% / 100%)	56.0ms	55.0ms
PSU Timings: T3 (20% / 100%)	138.0ms	138.0ms
OPP (31.49°C / 43.37°C)	138.75%	138.74%

□□□□ & PG□□

Hold-Up Time (ms)	26.2
AC Loss to PWR_OK Hold Up Time (ms)	22.4
PWR_OK Inactive to DC Loss Delay (ms)	3.8

□□□□

Tables

115V

Detailed Results						
	Average	Min	Limit Min	Max	Limit Max	Result
Mains Voltage RMS:	114.94 V	114.90 V	113.85 V	114.98 V	116.15 V	PASS

Mains Frequency:	60.00 Hz	59.98 Hz	59.40 Hz	60.01 Hz	60.60 Hz	PASS
Mains Voltage CF:	1.417	1.416	1.340	1.418	1.490	PASS
Mains Voltage THD:	0.15 %	0.12 %	N/A	0.21 %	2.00 %	PASS
Real Power:	0.017 W	0.015 W	N/A	0.019 W	N/A	N/A
Apparent Power:	10.501 W	10.482 W	N/A	10.526 W	N/A	N/A
Power Factor:	0.002	N/A	N/A	N/A	N/A	N/A

230V

Detailed Results						
	Average	Min	Limit Min	Max	Limit Max	Result
Mains Voltage RMS:	229.89 V	229.84 V	227.70 V	229.97 V	232.30 V	PASS
Mains Frequency:	50.00 Hz	50.00 Hz	49.50 Hz	50.01 Hz	50.50 Hz	PASS
Mains Voltage CF:	1.416	1.415	1.340	1.417	1.490	PASS
Mains Voltage THD:	0.15 %	0.13 %	N/A	0.18 %	2.00 %	PASS
Real Power:	0.082 W	0.070 W	N/A	0.102 W	N/A	N/A
Apparent Power:	35.438 W	35.403 W	N/A	35.463 W	N/A	N/A
Power Factor:	0.002	N/A	N/A	N/A	N/A	N/A

□□□□□□

115V

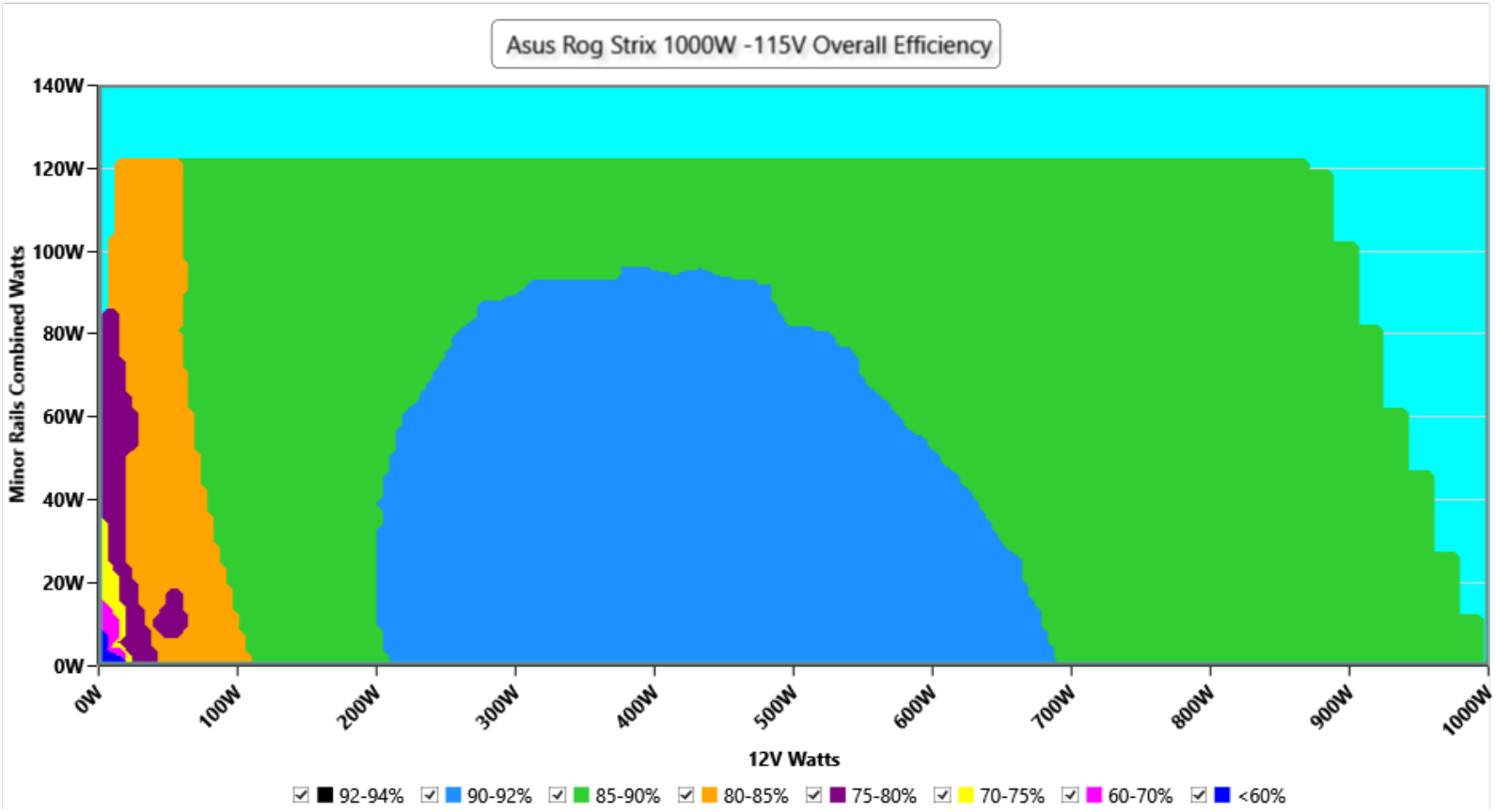

□□

This graph depicts the PSU`s efficiency throughout its entire operational range. For the generation of the efficiency and noise graphs we set our loaders to auto mode through our custom-made software before trying thousands of possible load combinations

230V

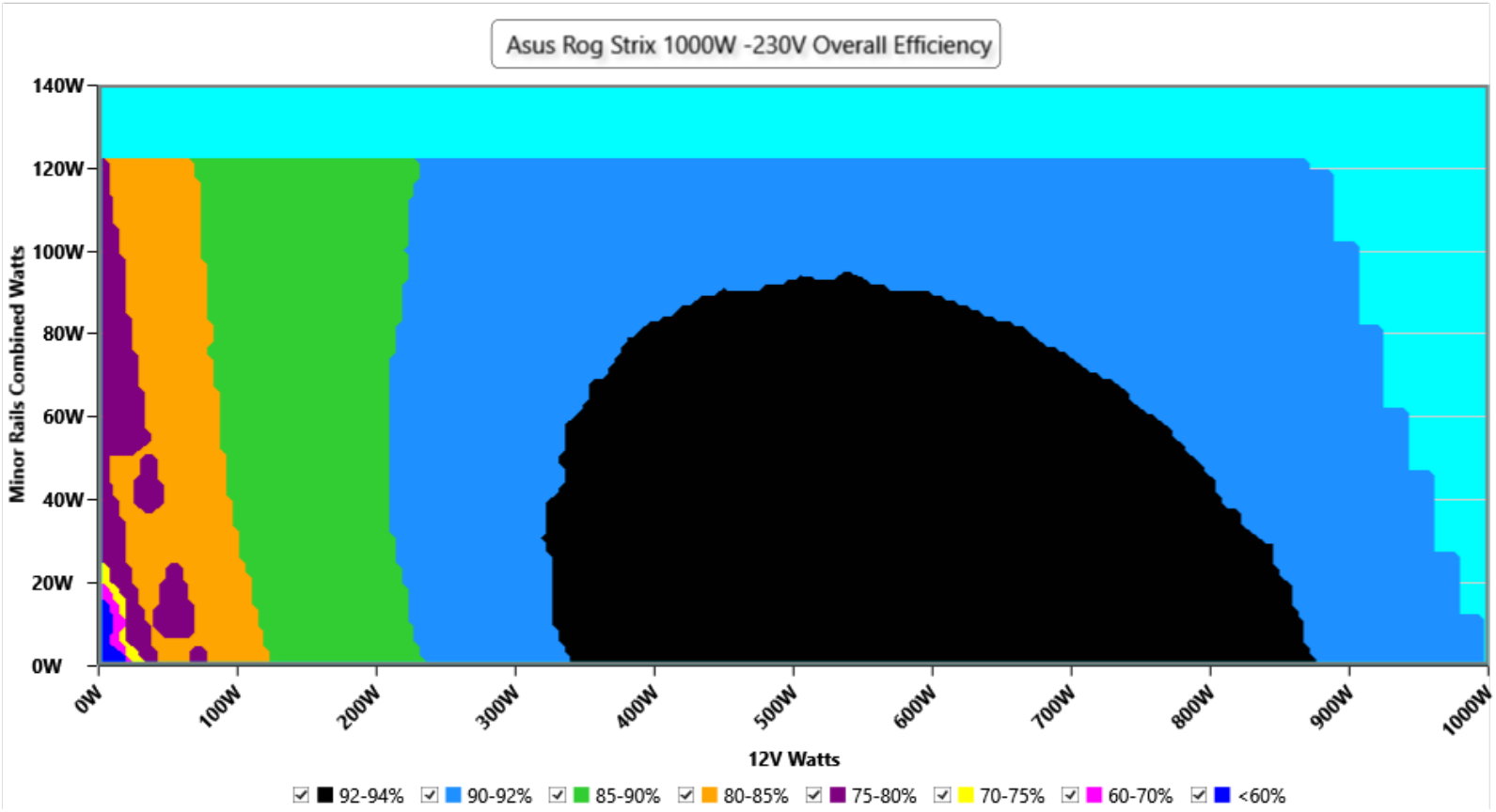

This graph depicts the PSU`s efficiency throughout its entire operational range. For the generation of the efficiency and noise graphs we set our loaders to auto mode through our custom-made software before trying thousands of possible load combinations

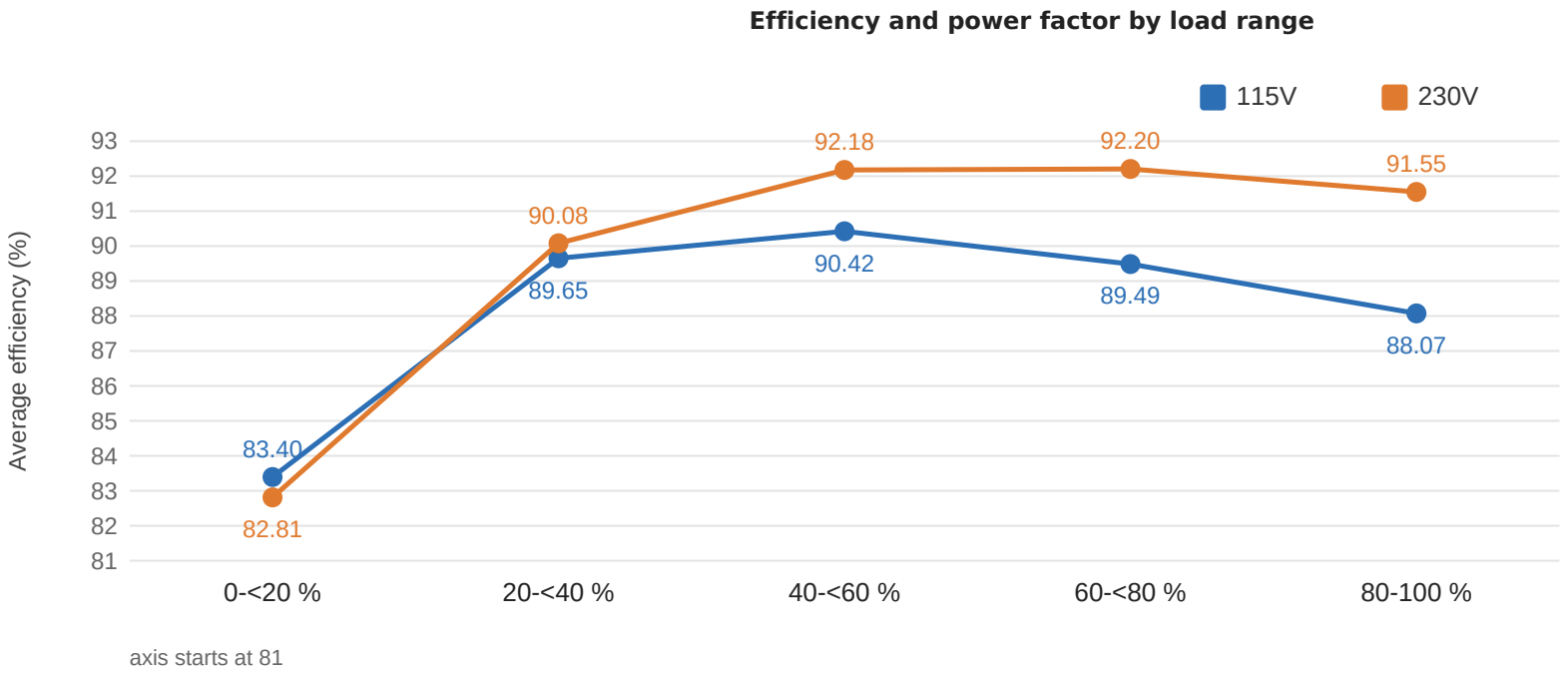

axis starts at 81

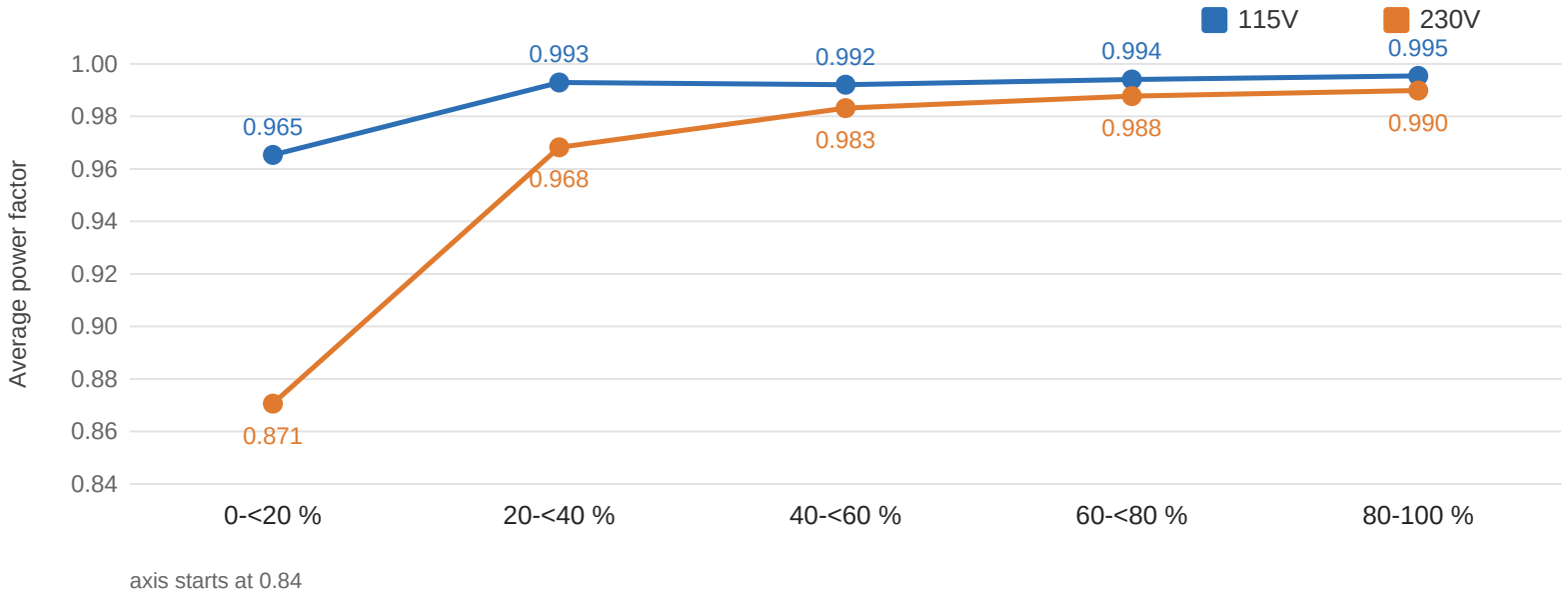

axis starts at 0.84

Load range	Points	Efficiency 115V	Efficiency 230V	PF 115V	PF 230V
0-<20 %	228 / 228	83.40%	82.81%	0.965	0.871
20-<40 %	335 / 335	89.65%	90.08%	0.993	0.968
40-<60 %	333 / 333	90.42%	92.18%	0.992	0.983
60-<80 %	332 / 332	89.49%	92.20%	0.994	0.988
80-100 %	341 / 341	88.07%	91.55%	0.995	0.990
70-100 % (High-Load)	506 / 506	88.43%	91.73%	0.995	0.989
All (published average)	1569 / 1569	88.53%	90.24%	0.990	0.966

INFO

The average efficiency and power factor in five ranges of load. Calculated from the 1569 (115V) and 1569 (230V) load combinations of the certification sweep, the same data that ETA and LAMBDA use (test 0 excluded). Load is the total DC output as a share of the rated 1000 W. These are plain averages of the valid readings, as for the ETA rating, so the ranges combined give back the published averages.

Informational. Not part of the ETA or LAMBDA rating.

□□□□□

115V

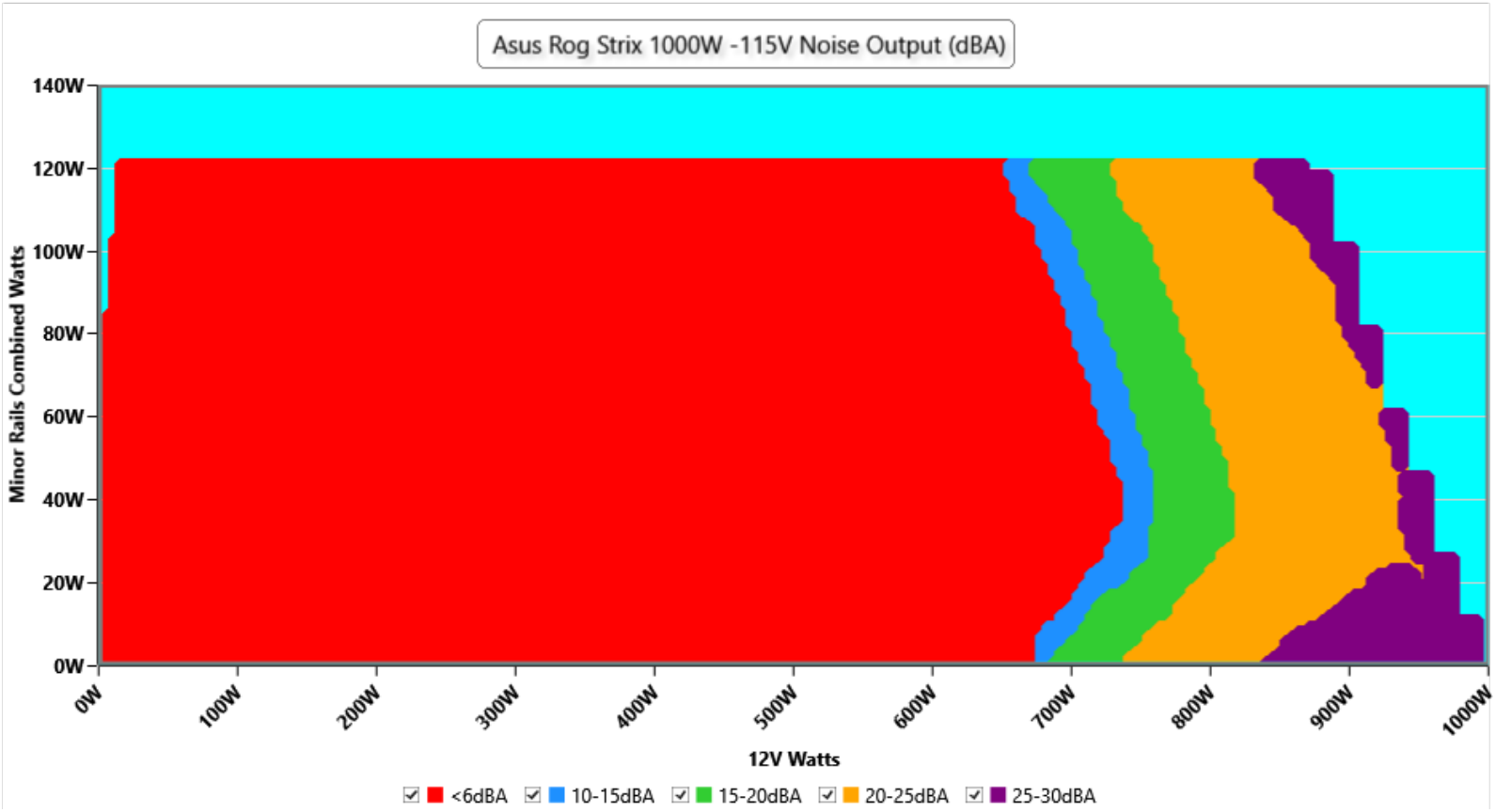

□□

The PSU`s noise in its entire operational range and under 30-32 °C ambient is depicted in this graph. The X axis represents the load on the +12V rail(s) while the Y axis is the load on the minor rails

230V

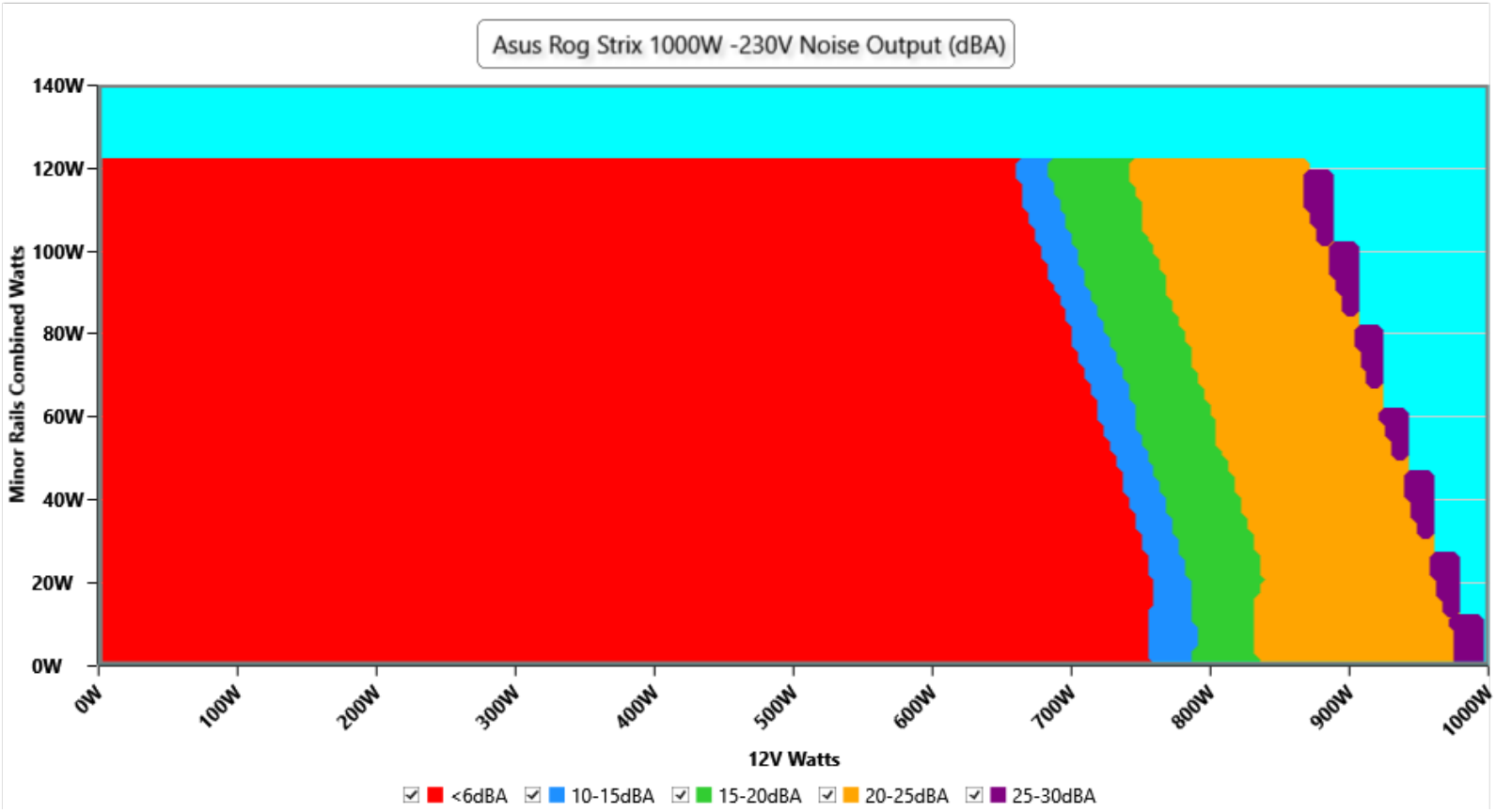

The PSU`s noise in its entire operational range and under 30-32 °C ambient is depicted in this graph. The X axis represents the load on the +12V rail(s) while the Y axis is the load on the minor rails

Noise by load range

High-Load Index (70-100 % load)
Noise **21.7 dB(A)** at 115V and **20.7 dB(A)** at 230V · loudest point 27.2 dB(A)
Efficiency 88.43% / 91.73% · power factor 0.995 / 0.989 (115V / 230V)

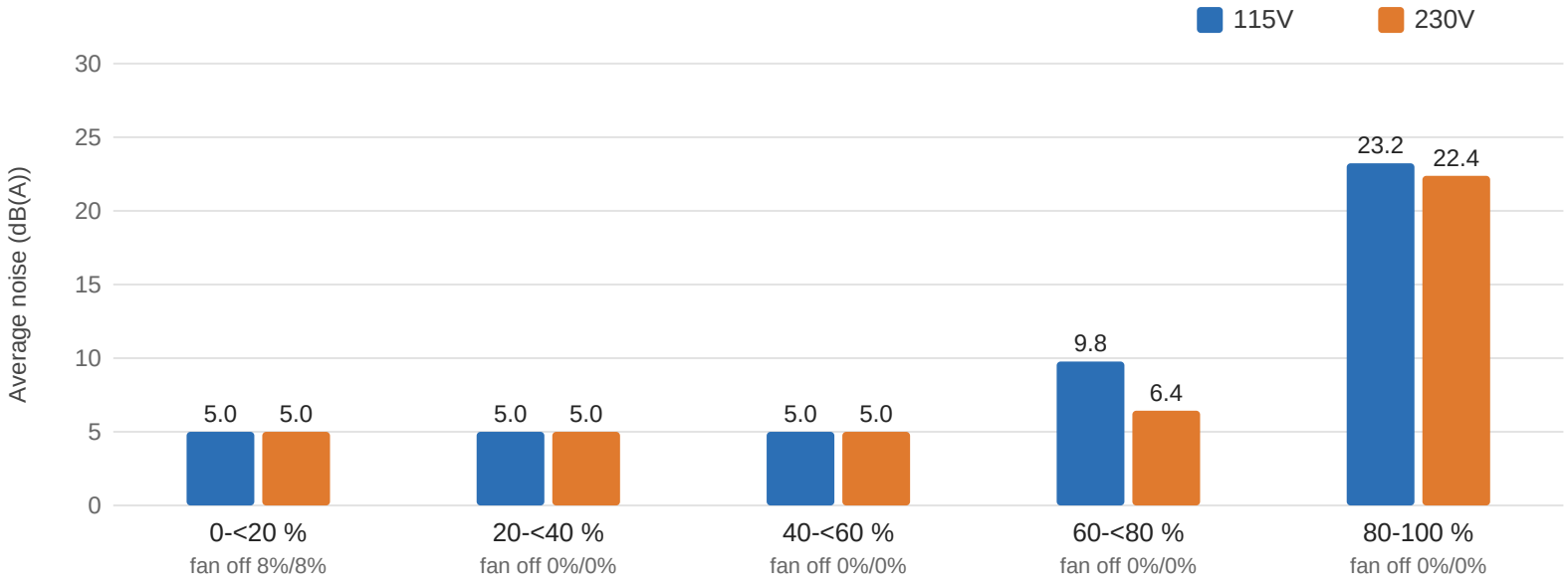

Load range	Noise 115V avg (loudest)	Noise 230V avg (loudest)	Fan off 115V / 230V
0-<20 %	5.0 (5.0)	5.0 (5.0)	8% / 8%
20-<40 %	5.0 (5.0)	5.0 (5.0)	0% / 0%
40-<60 %	5.0 (5.0)	5.0 (5.0)	0% / 0%
60-<80 %	9.8 (23.6)	6.4 (15.8)	0% / 0%
80-100 %	23.2 (27.2)	22.4 (25.9)	0% / 0%
70-100 % (High-Load)	21.7 (27.2)	20.7 (25.9)	0% / 0%
All (published average)	17.0 (27.2)	16.1 (25.9)	1% / 1%

INFO

The average noise in five ranges of load, the share of points with the fan stopped (semi-passive operation), and the High-Load Index: the same figures for all points at 70 % of the rated output and above. Calculated from the 1569 (115V) and 1569 (230V) load combinations of the certification sweep, the same data that ETA and LAMBDA use (test 0 excluded). Load is the total DC output as a share of the rated 1000 W. Noise is averaged on the energy scale, as for LAMBDA, so the ranges combined give back the published average noise. Each load combination is held for about five seconds; the stabilized readings at fixed loads are under "Noise under high ambient temperature".

Informational. Not part of the ETA or LAMBDA rating.

Noise under high ambient temperature (indicative)

115V

Load	Normal ambient fan · noise · intake	High ambient fan · noise · intake	Noise change
10%	0 RPM · <6.0 dB(A) · 45.2 °C	0 RPM · <6.0 dB(A) · 45.2 °C	fan off in both
20%	0 RPM · <6.0 dB(A) · 45.9 °C	0 RPM · <6.0 dB(A) · 45.9 °C	fan off in both
50%	0 RPM · <6.0 dB(A) · 48.6 °C	0 RPM · <6.0 dB(A) · 48.6 °C	fan off in both
100%	1205 RPM · 32.9 dB(A) · 46.1 °C	1205 RPM · 32.9 dB(A) · 46.1 °C	**+0.0 dB(A)**

230V

Load	Normal ambient fan · noise · intake	High ambient fan · noise · intake	Noise change
10%	0 RPM · <6.0 dB(A) · 44.9 °C	0 RPM · <6.0 dB(A) · 44.9 °C	fan off in both
20%	0 RPM · <6.0 dB(A) · 45.8 °C	0 RPM · <6.0 dB(A) · 45.8 °C	fan off in both
50%	0 RPM · <6.0 dB(A) · 48.8 °C	0 RPM · <6.0 dB(A) · 48.8 °C	fan off in both
100%	1219 RPM · 33.2 dB(A) · 46.3 °C	1219 RPM · 33.2 dB(A) · 46.3 °C	**+0.0 dB(A)**

INFO

Fan speed, noise and the measured intake temperature at 10, 20, 50 and 100 % load, from the two load regulation tests: at normal ambient (about 30-32 °C) and at high ambient (about 40-47 °C). These are stabilized readings at fixed loads, not averages over the certification sweep, so they are indicative of how the fan behaves when it is hot. "<6.0" is the floor of our sound meter: the fan is stopped or too quiet to measure (the fan speed column says which); with the fan stopped, the intake sensor can read higher than the chamber air.

Informational. Not part of the ETA or LAMBDA rating.

Indicative Performance

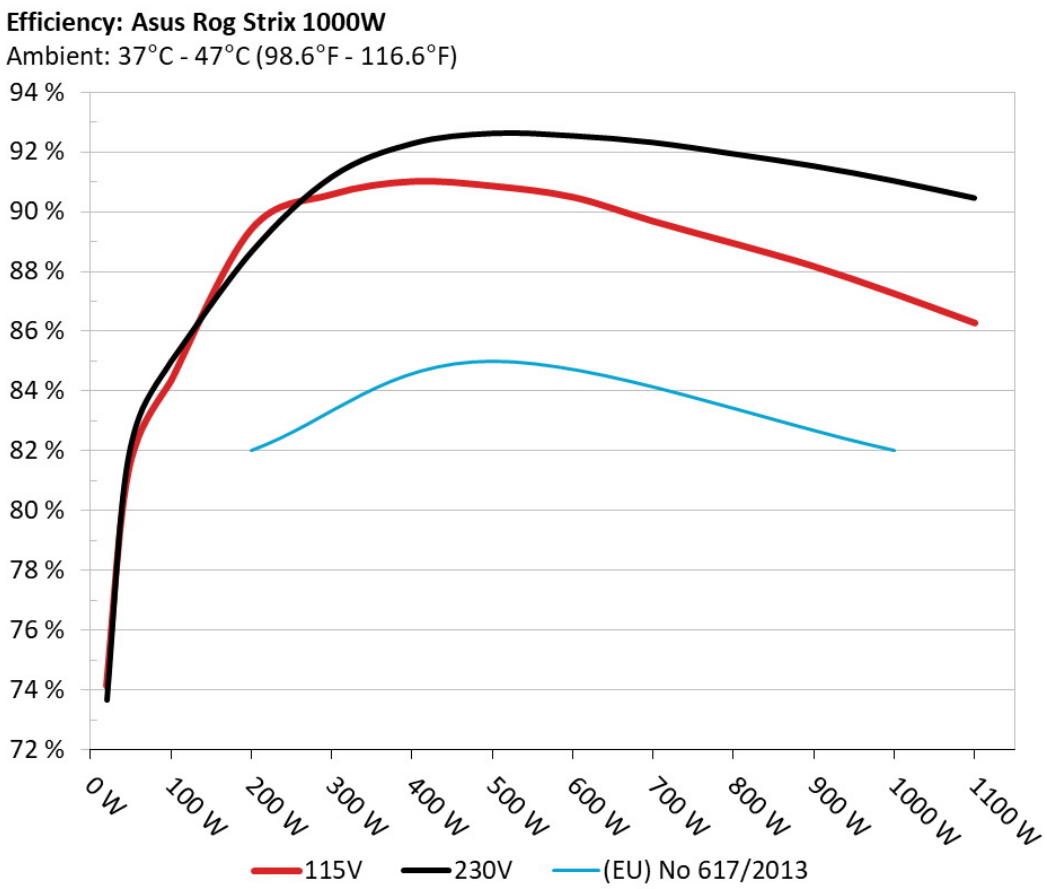

The PSU`s efficiency under high ambient temperatures with 115V and 230V input. For this graph the results of the 10-110% load regulation table are used

5Vsb□□□□

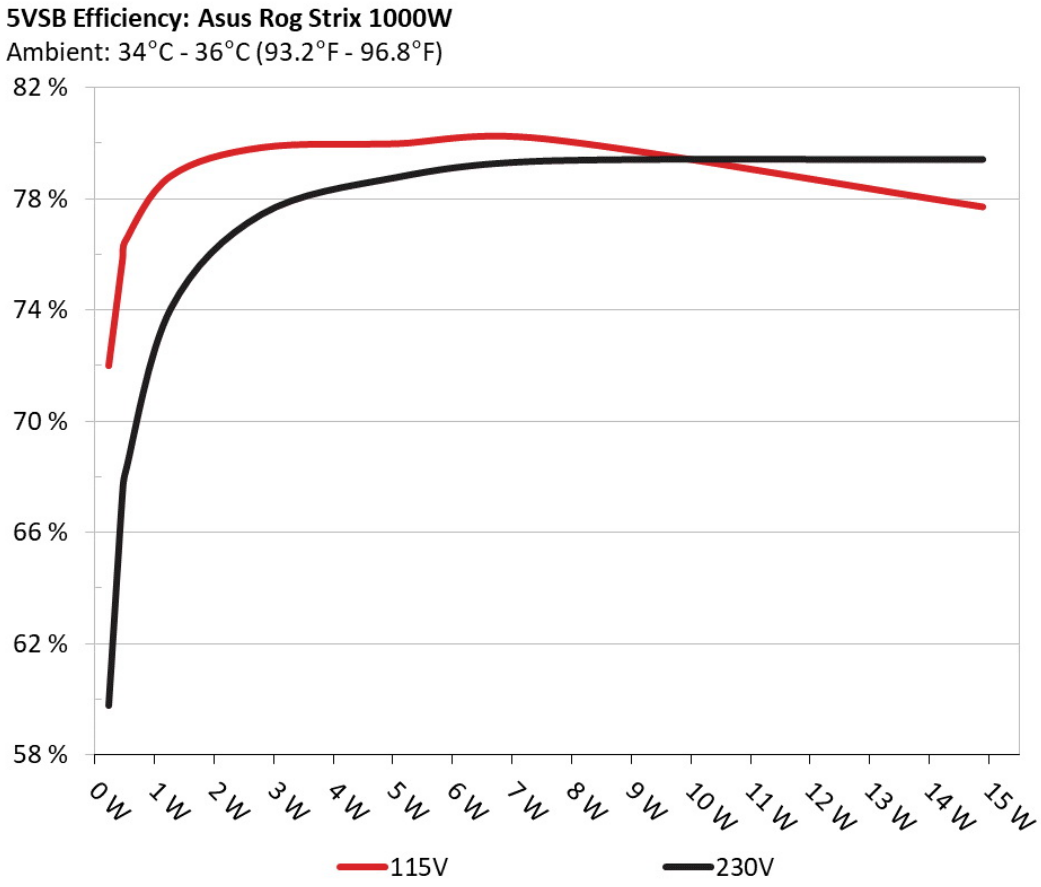

□□

This graph depicts the efficiency levels of the 5VSB rail with 115V and 230V input

□□□□ □□ 5Vsb □□ (ErP Lot3/6 & CEC)

115V

□□ #	5VSB	DC/AC (□)	□□	PF/AC □□
1	0.045A	0.229W	71.991%	0.03
	5.089V	0.318W		114.92V
2	0.09A	0.458W	75.782%	0.057
	5.086V	0.605W		114.93V
3	0.55A	2.787W	79.845%	0.253
	5.065V	3.49W		114.93V
4	1A	5.047W	79.983%	0.332
	5.046V	6.311W		114.92V
5	1.5A	7.54W	80.16%	0.386
	5.026V	9.406W		114.93V
6	3.001A	14.89W	77.71%	0.458
	4.962V	19.161W		114.93V

230V

□□ #	5VSB	DC/AC (□)	□□	PF/AC □□
1	0.045A	0.229W	59.796%	0.011
	5.09V	0.384W		229.9V
2	0.09A	0.458W	67.398%	0.019
	5.087V	0.68W		229.9V
3	0.55A	2.787W	77.452%	0.097
	5.067V	3.598W		229.89V
4	1A	5.048W	78.785%	0.161
	5.048V	6.407W		229.89V
5	1.5A	7.542W	79.378%	0.201
	5.027V	9.5W		229.89V
6	3.001A	14.891W	79.434%	0.305
	4.963V	18.748W		229.89V

Supplementary Tests (For Reference)

10-110%□□□□

115V

□□	12V	5V	3.3V	5VSB	DC/AC (□)	□□	□□□□ (RPM)	□□□□□□□□ (dB[A])	□□ (□□ /□□)	PF/AC □□
10%	6.510A	1.964A	1.998A	0.993A	100.02	83.927%	0	<6.0	45.21°C	0.98
	12.045V	5.092V	3.303V	5.038V	119.175				40.81°C	114.91V
20%	14.045A	2.948A	3A	1.195A	199.978	89.415%	0	<6.0	45.86°C	0.991
	12.038V	5.089V	3.299V	5.022V	223.651				41.06°C	114.9V
30%	21.941A	3.44A	3.504A	1.398A	300.041	90.581%	0	<6.0	46.79°C	0.994
	12.032V	5.087V	3.296V	5.006V	331.242				41.44°C	114.87V
40%	29.822A	3.934A	4.009A	1.603A	399.802	91.017%	0	<6.0	47.52°C	0.993
	12.025V	5.085V	3.293V	4.991V	439.259				41.81°C	114.84V
50%	37.362A	4.92A	5.017A	1.809A	499.51	90.867%	0	<6.0	48.56°C	0.992
	12.018V	5.082V	3.289V	4.975V	549.721				42.23°C	114.83V
60%	44.980A	5.908A	6.029A	2A	599.983	90.494%	314	<6.0	42.92°C	0.993
	12.011V	5.079V	3.285V	4.972V	663.009				49.85°C	114.79V
70%	52.428A	6.897A	7.043A	2.189A	699.789	89.688%	411	<6.0	43.36°C	0.994
	12.029V	5.076V	3.28V	5.026V	780.244				50.81°C	114.77V
80%	60.103A	7.888A	8.059A	2.292A	799.827	88.947%	723	23.0	43.89°C	0.995
	12.011V	5.073V	3.276V	5.02V	899.216				51.95°C	114.73V
90%	68.079A	8.385A	8.557A	2.397A	899.606	88.179%	926	27.7	44°C	0.996
	12.002V	5.071V	3.272V	5.008V	1020.207				53.09°C	114.71V
100%	75.868A	8.883A	9.087A	3.018A	999.62	87.266%	1205	32.9	46.11°C	0.996
	11.994V	5.068V	3.269V	4.971V	1145.476				56.21°C	114.68V
110%	83.592A	9.875A	10.201A	3.024A	1100.239	86.28%	1475	37.1	46.53°C	0.996
	11.986V	5.065V	3.264V	4.962V	1275.195				57.44°C	114.64V
CL1	0.116A	14.199A	14.497A	0A	121.327	82.471%	314	<6.0	48.48°C	0.984
	12.048V	5.086V	3.29V	5.068V	147.115				42.97°C	114.89V

CL2	0.116A	21.724A	0A	0A	111.432	80.451%	314	<6.0	50.24°C	0.983
	12.054V	5.065V	3.304V	5.077V	138.508				43.51°C	114.89V
CL3	0.116A	0A	22.11A	0A	73.99	72.667%	314	<6.0	52.31°C	0.974
	12.066V	5.116V	3.283V	5.07V	101.818				44.39°C	114.91V
CL4	83.369A	0A	0A	0A	1000.081	88.047%	965	28.5	46.23°C	0.996
	11.996V	5.071V	3.278V	5.121V	1135.862				56.25°C	114.68V

The results above are not used in the certification process

230V

□□	12V	5V	3.3V	5VSB	DC/AC (□)	□□	□□□□ (RPM)	□□□□□□□ (dB[A])	□□ (□□ /□□)	PF/AC □□
10%	6.492A	1.964A	1.998A	0.993A	100.032	82.738%	0	<6.0	44.93°C	0.877
	12.082V	5.091V	3.303V	5.038V	120.898				40.54°C	229.88V
20%	13.998A	2.948A	3.001A	1.195A	199.995	88.659%	0	<6.0	45.84°C	0.951
	12.079V	5.089V	3.299V	5.021V	225.581				40.95°C	229.87V
30%	21.905A	3.441A	3.505A	1.399A	300.064	91.166%	0	<6.0	46.73°C	0.971
	12.053V	5.086V	3.296V	5.005V	329.142				41.49°C	229.85V
40%	29.777A	3.935A	4.01A	1.604A	399.855	92.279%	0	<6.0	47.46°C	0.98
	12.045V	5.083V	3.292V	4.99V	433.311				41.73°C	229.85V
50%	37.304A	4.922A	5.019A	1.809A	499.575	92.621%	0	<6.0	48.77°C	0.984
	12.038V	5.08V	3.288V	4.975V	539.371				42.5°C	229.83V
60%	44.923A	5.91A	6.03A	2A	600.064	92.539%	315	<6.0	42.99°C	0.986
	12.027V	5.078V	3.284V	4.977V	648.443				49.52°C	229.82V
70%	52.413A	6.899A	7.044A	2.189A	699.857	92.315%	463	<6.0	43.09°C	0.988
	12.034V	5.075V	3.28V	5.028V	758.121				50.17°C	229.81V
80%	60.108A	7.889A	8.061A	2.292A	799.887	91.935%	713	22.8	43.7°C	0.989
	12.011V	5.072V	3.275V	5.018V	870.061				51.75°C	229.8V
90%	68.083A	8.387A	8.558A	2.398A	899.665	91.53%	973	28.7	44.88°C	0.99
	12.002V	5.07V	3.272V	5.006V	982.913				54.04°C	229.79V
100%	75.870A	8.885A	9.088A	3.019A	999.684	91.034%	1219	33.2	46.26°C	0.991
	11.994V	5.067V	3.268V	4.97V	1098.152				56.36°C	229.78V

110%	83.593A	9.877A	10.202A	3.025A	1100.307	90.458%	1480	37.2	46.63°C	0.991
	11.986V	5.065V	3.264V	4.961V	1216.376				57.45°C	229.76V
CL1	0.116A	14.205A	14.502A	0A	121.341	80.811%	323	<6.0	48.48°C	0.91
	12.084V	5.085V	3.289V	5.068V	150.155				42.69°C	229.88V
CL2	0.116A	21.72A	0A	0A	111.438	79.144%	319	<6.0	50.9°C	0.901
	12.088V	5.066V	3.304V	5.076V	140.805				43.17°C	229.88V
CL3	0.116A	0A	22.117A	0A	73.997	71.91%	316	<6.0	53.76°C	0.844
	12.084V	5.115V	3.282V	5.07V	102.9				44.86°C	229.88V
CL4	83.340A	0A	0A	0A	1000.267	91.583%	1174	32.3	46.28°C	0.991
	12.002V	5.07V	3.277V	5.121V	1092.201				56.22°C	229.78V

The results above are not used in the certification process

20-80□□□□□

115V

□□	12V	5V	3.3V	5VSB	DC/AC (□)	□□	□□□□ (RPM)	□□□□□□□ (dB[A])	□□ (□□ /□□)	PF/AC □□
20W	1.238A	0.491A	0.499A	0.197A	20.014	74.136%	0	<6.0	40.49°C	0.793
	11.999V	5.095V	3.306V	5.08V	26.995				37.43°C	114.93V
40W	2.724A	0.687A	0.699A	0.296A	40.014	80.1%	0	<6.0	40.95°C	0.919
	12.008V	5.095V	3.306V	5.074V	49.961				37.67°C	114.92V
60W	4.214A	0.884A	0.899A	0.395A	60.015	82.489%	0	<6.0	42.25°C	0.958
	11.996V	5.094V	3.305V	5.068V	72.755				38.54°C	114.92V
80W	5.698A	1.08A	1.099A	0.494A	79.983	84.336%	0	<6.0	43.15°C	0.97
	11.996V	5.093V	3.304V	5.062V	94.842				39.2°C	114.91V

The results above are not used in the certification process

230V

□□	12V	5V	3.3V	5VSB	DC/AC (□)	□□	□□□□ (RPM)	□□□□□□□ (dB[A])	□□ (□□ /□□)	PF/AC □□
20W	1.238A	0.491A	0.499A	0.197A	20.016	73.66%	0	<6.0	40.07°C	0.422
	12.008V	5.095V	3.307V	5.08V	27.169				36.97°C	229.89V
40W	2.722A	0.687A	0.699A	0.296A	40.014	80.519%	0	<6.0	40.75°C	0.626
	12.015V	5.094V	3.306V	5.074V	49.697				37.38°C	229.89V
60W	4.212A	0.884A	0.899A	0.395A	60.014	83.133%	0	<6.0	41.78°C	0.752
	12.001V	5.094V	3.305V	5.068V	72.191				38.22°C	229.88V
80W	5.694A	1.08A	1.099A	0.494A	79.98	85.001%	0	<6.0	43.37°C	0.822
	12.002V	5.093V	3.304V	5.063V	94.096				39.67°C	229.88V

The results above are not used in the certification process

□□□□

115V

Test	12V	5V	3.3V	5VSB	Pass/Fail
10% Load	8.47mV	8.27mV	5.98mV	7.16mV	Pass
20% Load	7.75mV	9.09mV	5.68mV	7.27mV	Pass
30% Load	7.50mV	8.22mV	5.78mV	7.63mV	Pass
40% Load	7.27mV	7.41mV	6.19mV	8.19mV	Pass
50% Load	7.16mV	7.25mV	6.34mV	8.91mV	Pass
60% Load	7.37mV	7.66mV	6.75mV	10.49mV	Pass
70% Load	7.78mV	7.35mV	8.23mV	14.28mV	Pass
80% Load	7.52mV	7.25mV	8.80mV	15.66mV	Pass
90% Load	8.34mV	6.90mV	8.85mV	17.09mV	Pass
100% Load	10.90mV	7.79mV	9.92mV	16.51mV	Pass
110% Load	11.64mV	7.75mV	11.44mV	17.19mV	Pass
Crossload1	14.13mV	6.82mV	11.98mV	5.95mV	Pass
Crossload2	10.75mV	8.22mV	6.55mV	5.53mV	Pass

Test	12V	5V	3.3V	5VSB	Pass/Fail
Crossload3	15.22mV	8.43mV	14.62mV	6.14mV	Pass
Crossload4	10.52mV	8.36mV	7.01mV	7.43mV	Pass

The results above are not used in the certification process

230V

Test	12V	5V	3.3V	5VSB	Pass/Fail
10% Load	5.63mV	7.61mV	5.88mV	6.86mV	Pass
20% Load	5.88mV	7.82mV	5.93mV	8.19mV	Pass
30% Load	9.34mV	7.71mV	6.03mV	8.49mV	Pass
40% Load	7.60mV	7.56mV	6.34mV	8.49mV	Pass
50% Load	6.96mV	10.98mV	13.29mV	9.67mV	Pass
60% Load	7.42mV	6.84mV	6.60mV	9.98mV	Pass
70% Load	7.21mV	7.20mV	7.46mV	13.41mV	Pass
80% Load	7.68mV	6.44mV	8.95mV	15.15mV	Pass
90% Load	7.73mV	7.15mV	8.69mV	17.55mV	Pass
100% Load	11.58mV	7.43mV	10.48mV	16.03mV	Pass
110% Load	12.41mV	7.72mV	11.01mV	15.59mV	Pass
Crossload1	7.37mV	6.86mV	11.86mV	5.05mV	Pass
Crossload2	8.08mV	8.43mV	6.65mV	4.91mV	Pass
Crossload3	6.86mV	8.73mV	15.44mV	5.27mV	Pass
Crossload4	10.67mV	7.94mV	6.66mV	7.56mV	Pass

The results above are not used in the certification process





ASUS ROG-STRIX-1000G-AURA-GAMING

Top side

Power specifications label

本测试报告中包含的所有数据和图表均可在以下条件下由任何人使用：使用过程需提及测试结果由Cybenetics提供。
在任何情况下都应提供原始测试结果文档的网站链接

Cybenetics 提供自愿性认证计划：电源方面有 ETA（效率）、LAMBDA（噪声）与 SAFE（安全与正确运行）；散热产品方面有 DELTA（机箱隔音）与 PHI（风扇风量与静压）