# Corsair RM1000e (ATX v3.0)

C04702274

Lab ID CR10002087

Certification ID 252087

Test Result Report ID: 22PS2087A

Certificate Issue Date: Nov 7, 2022

Scheme: ETA-EMI PSU

115V




230V




Scheme: LAMBDA PSU

115V




230V







Outside Validation Scope



# General Information

## Test Equipment

| | |
|---|---|
| Electronic Loads | Chroma 63601-5 x2<br>Chroma 63600-2<br>Chroma 63640-80-80 x10<br>Chroma 63610-80-20 |
| AC Sources | Chroma 6530, APM SP300VAC4000W-P, GW Instek ASR-3500 |
| Power Analyzers | Rohde & Schwarz HMC8015 & NPA701 |
| Oscilloscopes | Picoscope 4444, Siglent SDS2104X PLUS |
| Sound Analyzer | Bruel & Kjaer 2270 G4 |
| Microphone | Bruel & Kjaer Type 4955-A |
| Temperature Logger | Picoscope TC-08 |
| Tachometer | UNI-T UT372 |
| Multimeters | Keysight 34465A |
| EMI Analyzer | TekBox TBMR-110M-EU |
| Isolation Transformer | 4kVA |
| UPS | FSP Champ Tower 3kVA, CyberPower OLS3000E 3kVA |
| Testing Methodology | Cybenetics PSU Test Protocol |

## DUT Information(Non-accredited measurements)

| | |
|---|---|
| Product Identification Details | |
| Brand | Corsair |
| Model | RM1000e (ATX v3.0) |
| OEM/ODM | HEC |
| Serial Number | C04702274 |
| Product Specifications | |
| Manufacturer-Provided Information | |
| □□□□ (Vrms) | 100-240 |
| □□□□ (Arms) | 12-6 |

| | |
|---|---|
| □□□□ (Hz) | 47-63 |
| □□□□ (W) | 1000 |
| Operating Temperature (Continuous Full Load) (°C) | |
| □□ | ATX12V |
| □□□□ | Fully Modular |
| Warranty | - |
| Cybenetics Measurements | |
| Dimensions (W x H x D) | |
| Weight | |
| □□ | 120mm Rifle Bearing Fan<br>(HA1225H12F-Z) |
| □□□□□ | ✓ |
| Cybenetics Testing Information | |
| Lab ID | CR10002087 |
| Date of receipt | Oct 29, 2022 |
| Testing Date | Nov 4, 2022 |
| Report Issued Date | Nov 7, 2022 |
| □□□□□ | CP-9020264 |
| Engineer Name | - |
| Authorized By the Laboratory Technical Manager | Aristeidis Bitziopoulos |
| Signature |  |

## □□□□ (Non-accredited measurements)

| □□□□□ | | | | |
|---|---|---|---|---|
| □□ | □□□□ | □□□□□□ | Gauge | In Cable Capacitors |
| ATX □□ 20+4 pin (600mm) | 1 | 1 | 16-20AWG | □ |
| 4+4 pin EPS 12V □□ (650mm) | 2 | 2 | 18AWG | □ |
| 6+2pin PCIe□□ (600mm+150mm) | 2 | 4 | 16-18AWG | □ |
| 6+2pin PCIe□□ (600mm) | 2 | 2 | 16AWG | □ |
| 12+4 pin PCIe (650mm) (600W) | 1 | 1 | 16-24AWG | □ |
| SATA□□ (500mm+100mm+100mm) | 1 | 3 | 18AWG | □ |

| | | | | |
|---|---|---|---|---|
| SATA□□ (450mm+115mm+115mm+115mm) | 1 | 4 | 18AWG | □ |
| □ 4pin Molex□□ (450mm+100mm+100mm+100mm) | 1 | 4 | 18AWG | □ |
| AC Power Cord (1400mm) - C13 coupler | 1 | 1 | 14AWG | - |

□□□□

| □ | | 3.3V | 5V | 12V | 5VSB | -12V |
|---|---|---|---|---|---|---|
| □□□□ | □□ | 20 | 20 | 83.3 | 3 | 0 |
| | □ | 150 | | 1000 | 15 | 0 |
| □□□□□ (W) | | 1000 | | | | |

## Parts Description

| | |
|---|---|
| General Data | - |
| Manufacturer (OEM) | HEC |
| PCB Type | Double Sided |
| Primary Side | - |
| Transient Filter | 4x Y caps, 3x X caps, 2x CM chokes, 1x MOV, 1x Power Integrations CAP200DG (Discharge IC) |
| Inrush Protection | NTC Thermistor SCK-056 (5 Ohm) & Relay |
| Bridge Rectifier(s) | 2x GBU1506 (800V, 15A @ 100°C) |
| APFC MOSFETs | 2x Great Power GP47S60 (600V, 47A, Rds(on): 0.081Ohm) |
| APFC Boost Diode | 1x CREE C6D10065A (650V, 10A @ 155°C) |
| Bulk Cap(s) | 1x Teapo (400V, 680uF, 2,000h @ 105°C, LS) |
| Main Switchers | 2x GP36S60YERD |
| APFC Controller | Champion CM6500UN & CM03AX |
| Resonant Controller | Champion CM6901T6X |
| Topology | Primary side: APFC, Half-Bridge & LLC converter<br>Secondary side: Synchronous Rectification & DC-DC converters |
| Secondary Side | - |
| +12V MOSFETs | no info |
| 5V & 3.3V | DC-DC Converters: 4x Potens Semiconductor PDD3906 (30V, 51A @ 100°C, Rds(on): 6mOhm) &<br>4x Excelliance MOS EMB07N03V (20V, 17A @ 100°C, Rds(on): 7mOhm)<br>PWM Controller(s): 2x APEC APW7073 |

| | |
|---|---|
| Filtering Capacitors | Electrolytic: 11x Teapo (1-3,000h @ 105°C, SC), 1x Nichicon (4-10,000h @ 105°C, HE)<br>Polymer: 4x Elite, 6x Teapo, 13x no info |
| Supervisor IC | Weltrend WT7527RT (OCP, OVP, UVP, SCP, PG) |
| Fan Model | Hong Hua HA1225H12F-Z (120mm, 12V, 0.58A, Rifle Bearing Fan) |
| 5VSB Circuit | - |
| Rectifier | 1x PS1060L SBR (60V, 10A) |
| Standby PWM Controller | Power Integrations TNY290PG |

# Test Results

## Temperature & Compliance Info

| | |
|---|---|
| □□□□ (°C /°F) | 28-32 / 82.4-89.6 |
| □□ ErP Lot3/6□□ | ✓ |
| □□ (EU) No 617/2013□□ | ✓ |
| ALPM (Alternative Low Power Mode) compatible | ✓ |
| ATX v3.0 Compliance | ✓ |

## Performance Summary

### 115V

| | |
|---|---|
| Accredited | |
| □□□□ (>1450 load combinations) | 89.389% |
| Average Noise Output (>1450 Load Combinations) | 26.80dBA |
| PF□□□ (>1450 Load Combinations) | 0.982 |
| Efficiency With 10W (≤500W) or 2% (>500W) Load | 76.118% |
| □□□□□□ | 0.0547W |
| Non-Accredited | |
| 12V Ripple (Full Load) | 24.57mV |
| 5V Ripple (Full Load) | 18.40mV |
| 3.3V Ripple (Full Load) | 19.00mV |
| 5VSB Ripple (Full Load) | 15.63mV |

| | |
|---|---|
| 12V Load Regulation | 1.01% |
| 5V Load Regulation | 0.77% |
| 3.3V Load Regulation | 0.54% |
| 5VSB Load Regulation | 1.87% |
| Inrush Current | 31.980A |

## 230V

| | | |
|---|---|---|
| Accredited | | |
| □□□□ (>1450 load combinations) | | 91.312% |
| Average Noise Output (>1450 Load Combinations) | | 27.15dBA |
| PF□□□ (>1450 Load Combinations) | | 0.948 |
| Efficiency With 10W (≤500W) or 2% (>500W) Load | | 76.245% |
| □□□□□□ | | 0.0930W |
| Non-Accredited | | |
| 12V Ripple (Full Load) | | 24.26mV |
| 5V Ripple (Full Load) | | 17.72mV |
| 3.3V Ripple (Full Load) | | 19.36mV |
| 5VSB Ripple (Full Load) | | 15.09mV |
| 12V Load Regulation | | 1.00% |
| 5V Load Regulation | | 0.83% |
| 3.3V Load Regulation | | 0.55% |
| 5VSB Load Regulation | | 1.87% |
| Inrush Current | | 65.080A |
| 12V Transient Response (200%) | | 11.20V |
| 5V Transient Response (200%) | | 4.841V |
| 3.3V Transient Response (200%) | | 3.219V |
| 5VSB Transient Response (200%) | | 4.841V |
| □□□□ & PG□□ | | 18.20ms |
| AC Loss to PWR_OK Hold Up Time | | 16.00ms |
| PWR_OK Inactive to DC Loss Delay | | 2.20ms |
| PSU Timings: T1 (20% / 100%) | 45.0ms | 45.0ms |
| PSU Timings: T3 (20% / 100%) | 121.0ms | 121.0ms |

| | | |
|---|---|---|
| OPP (24.51°C / 39.44°C) | 121.33% | 121.33% |

## □□□□ & PG□□

| | |
|---|---|
| Hold-Up Time (ms) | 18.2 |
| AC Loss to PWR_OK Hold Up Time (ms) | 16 |
| PWR_OK Inactive to DC Loss Delay (ms) | 2.2 |

## □□□□

### Tables

#### 115V

| Detailed Results | | | | | | |
|---|---|---|---|---|---|---|
| | Average | Min | Limit Min | Max | Limit Max | Result |
| Mains Voltage RMS: | 115.15 V | 115.14 V | 113.85 V | 115.17 V | 116.15 V | PASS |
| Mains Frequency: | 60.00 Hz | 59.99 Hz | 59.40 Hz | 60.01 Hz | 60.60 Hz | PASS |
| Mains Voltage CF: | 1.415 | 1.415 | 1.340 | 1.416 | 1.490 | PASS |
| Mains Voltage THD: | 0.13 % | 0.11 % | N/A | 0.15 % | 2.00 % | PASS |
| Real Power: | 0.055 W | 0.045 W | N/A | 0.065 W | N/A | N/A |
| Apparent Power: | 12.263 W | 12.254 W | N/A | 12.271 W | N/A | N/A |
| Power Factor: | 0.005 | N/A | N/A | N/A | N/A | N/A |

#### 230V

| Detailed Results | | | | | | |
|---|---|---|---|---|---|---|
| | Average | Min | Limit Min | Max | Limit Max | Result |
| Mains Voltage RMS: | 230.38 V | 230.36 V | 227.70 V | 230.40 V | 232.30 V | PASS |
| Mains Frequency: | 50.00 Hz | 50.00 Hz | 49.50 Hz | 50.00 Hz | 50.50 Hz | PASS |
| Mains Voltage CF: | 1.415 | 1.415 | 1.340 | 1.416 | 1.490 | PASS |
| Mains Voltage THD: | 0.14 % | 0.13 % | N/A | 0.16 % | 2.00 % | PASS |

| | | | | | | |
|---|---|---|---|---|---|---|
| Real Power: | 0.093 W | 0.068 W | N/A | 0.117 W | N/A | N/A |
| Apparent Power: | 40.949 W | 40.932 W | N/A | 40.968 W | N/A | N/A |
| Power Factor: | 0.003 | N/A | N/A | N/A | N/A | N/A |

## □□□□□□

**115V**

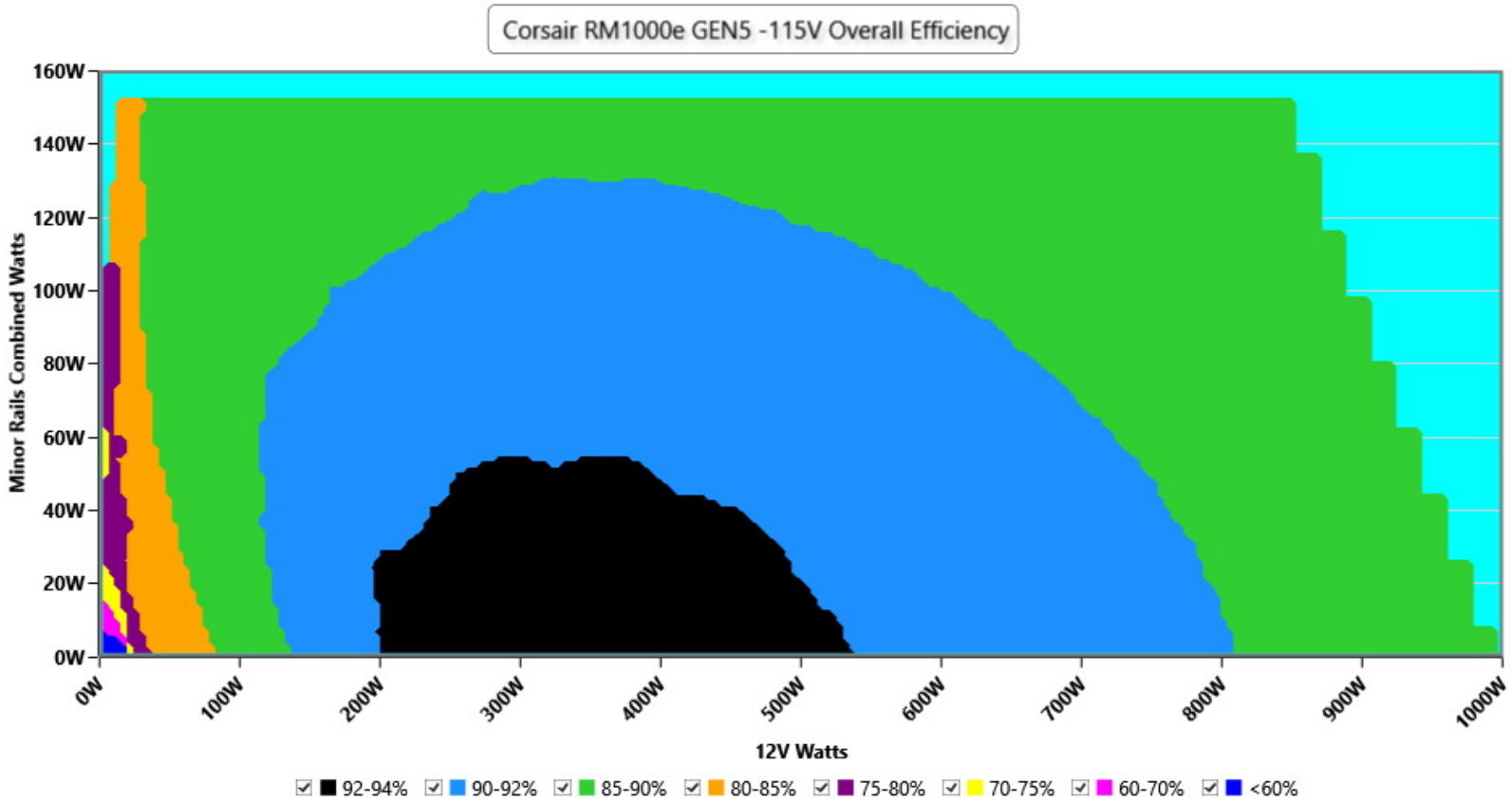


□□

This graph depicts the PSU`s efficiency throughout its entire operational range. For the generation of the efficiency and noise graphs we set our loaders to auto mode through our custom-made software before trying thousands of possible load combinations

## 230V

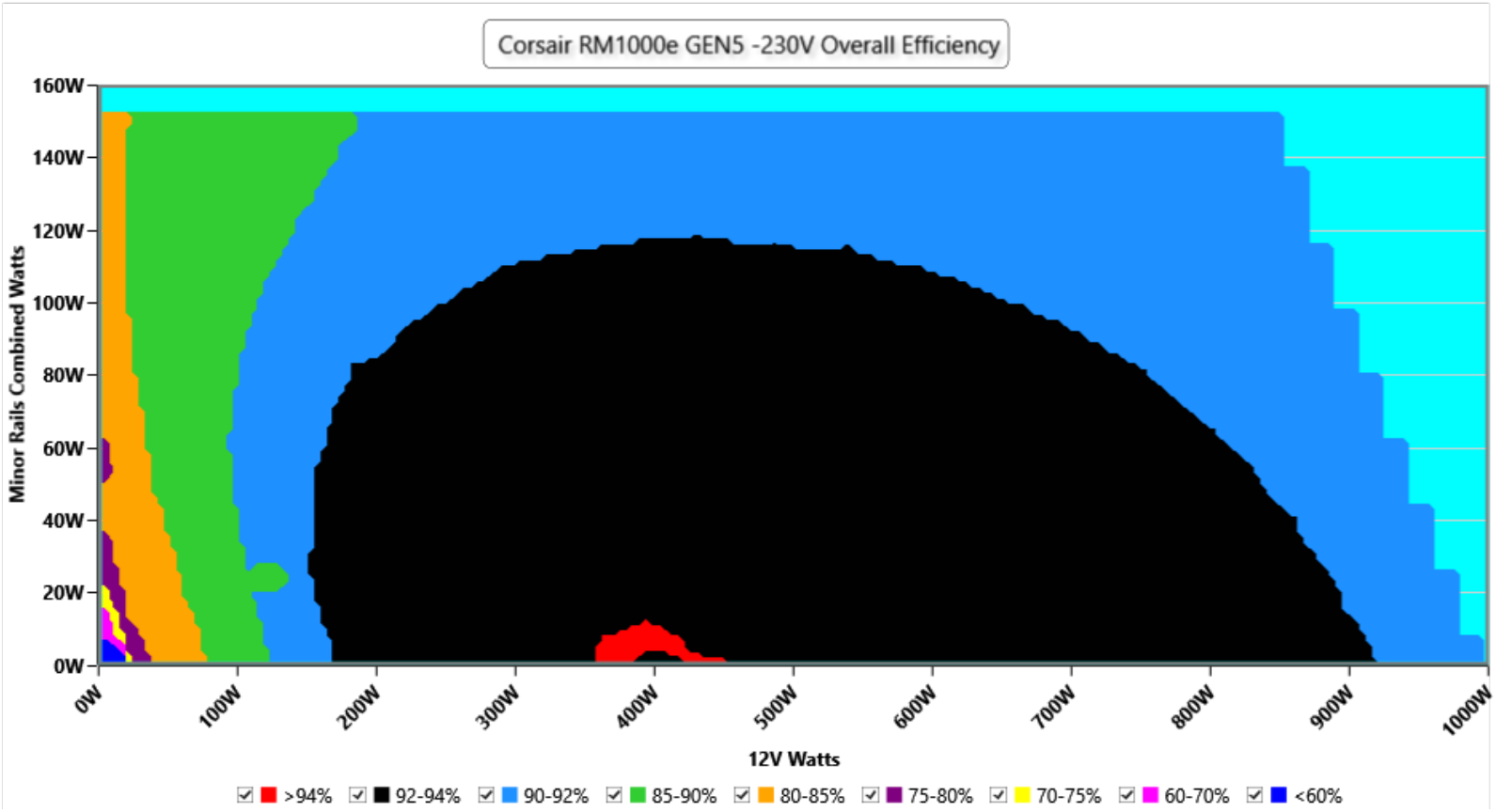


This graph depicts the PSU`s efficiency throughout its entire operational range. For the generation of the efficiency and noise graphs we set our loaders to auto mode through our custom-made software before trying thousands of possible load combinations

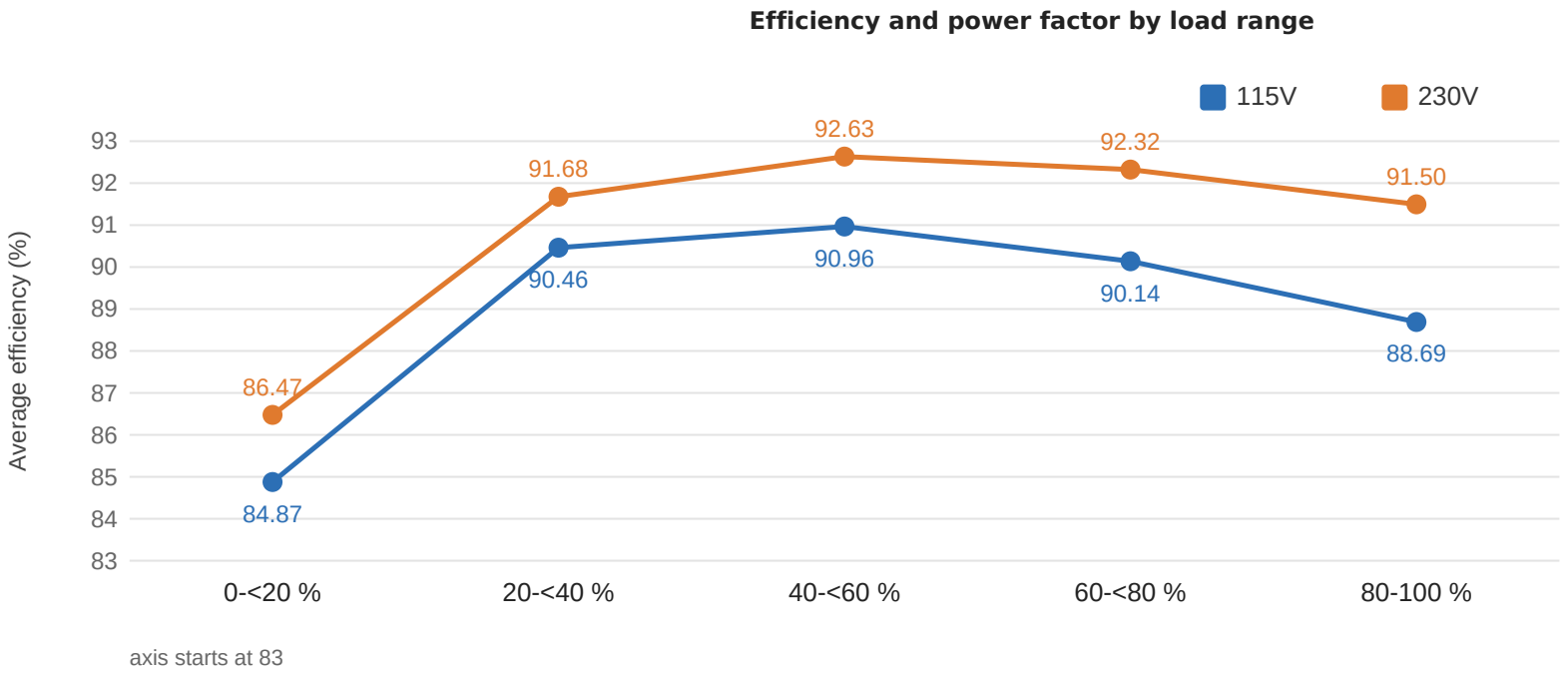


axis starts at 83

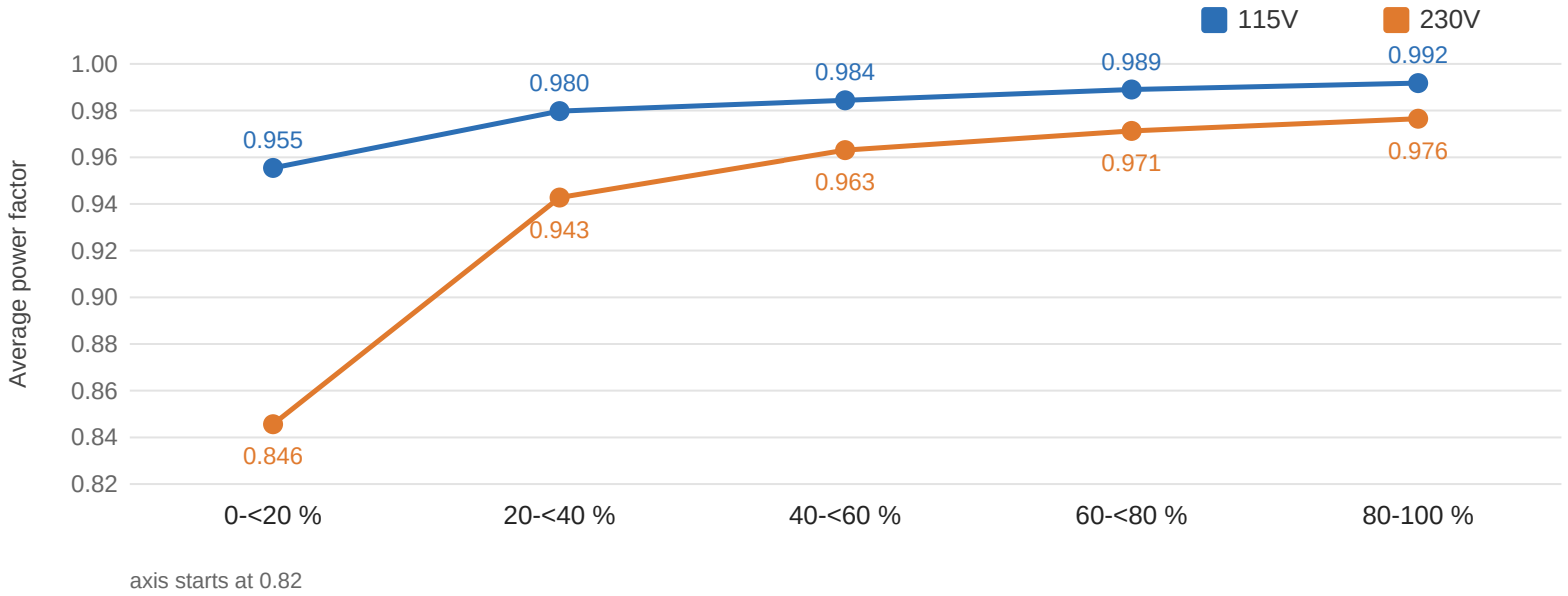


axis starts at 0.82

| Load range | Points | Efficiency 115V | Efficiency 230V | PF 115V | PF 230V |
|---|---|---|---|---|---|
| 0-<20 % | 205 / 205 | 84.87% | 86.47% | 0.955 | 0.846 |
| 20-<40 % | 350 / 350 | 90.46% | 91.68% | 0.980 | 0.943 |
| 40-<60 % | 342 / 342 | 90.96% | 92.63% | 0.984 | 0.963 |
| 60-<80 % | 342 / 342 | 90.14% | 92.32% | 0.989 | 0.971 |
| 80-100 % | 351 / 351 | 88.69% | 91.50% | 0.992 | 0.976 |
| 70-100 % (High-Load) | 519 / 519 | 89.06% | 91.71% | 0.991 | 0.975 |
| All (published average) | 1590 / 1590 | 89.39% | 91.31% | 0.982 | 0.948 |

**INFO**

The average efficiency and power factor in five ranges of load. Calculated from the 1590 (115V) and 1590 (230V) load combinations of the certification sweep, the same data that ETA and LAMBDA use (test 0 excluded). Load is the total DC output as a share of the rated 1000 W. These are plain averages of the valid readings, as for the ETA rating, so the ranges combined give back the published averages.

*Informational. Not part of the ETA or LAMBDA rating.*

## □□□□□

**115V**

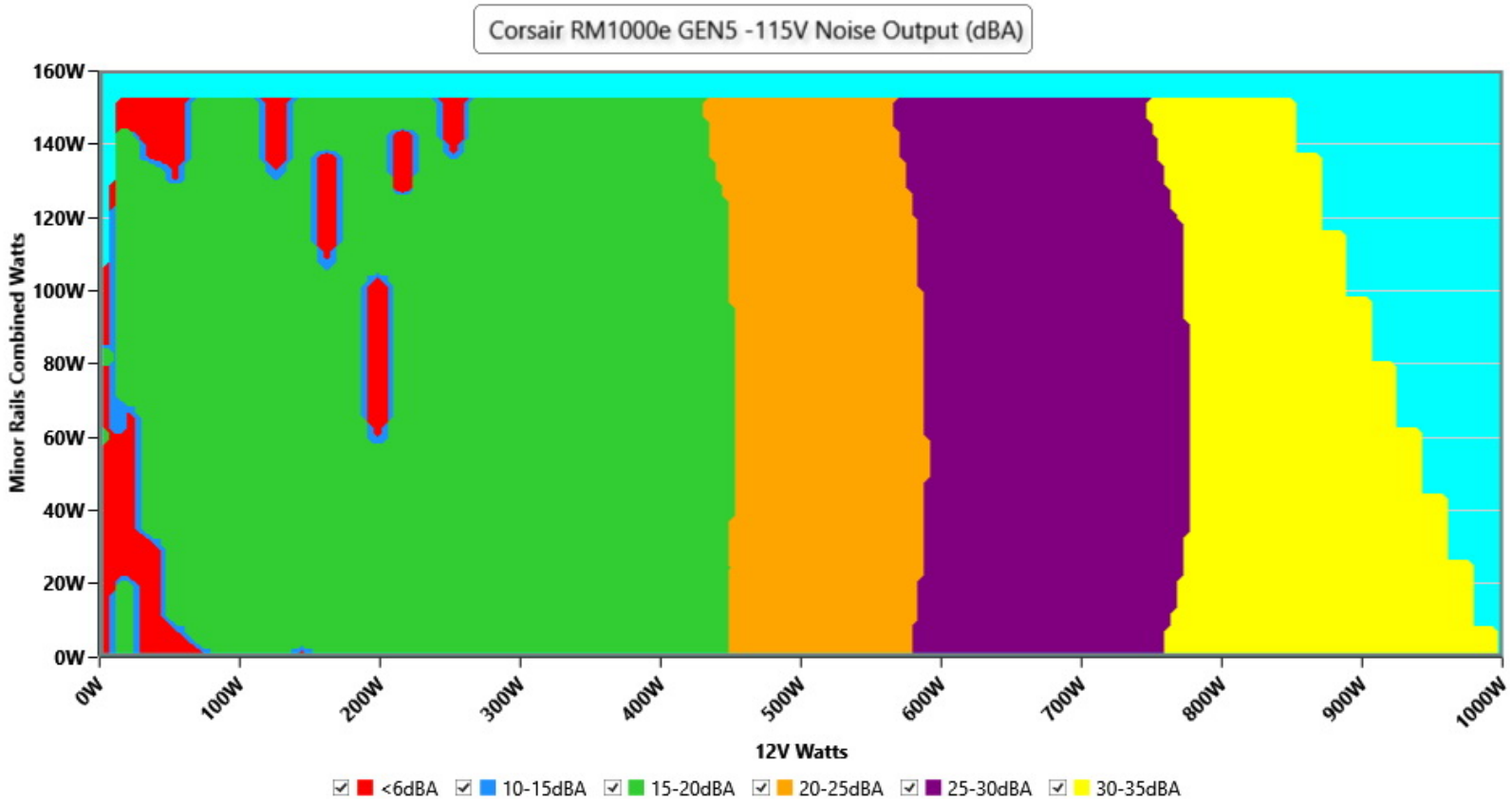


### □□

The PSU`s noise in its entire operational range and under 30-32 °C ambient is depicted in this graph. The X axis represents the load on the +12V rail(s) while the Y axis is the load on the minor rails

## 230V

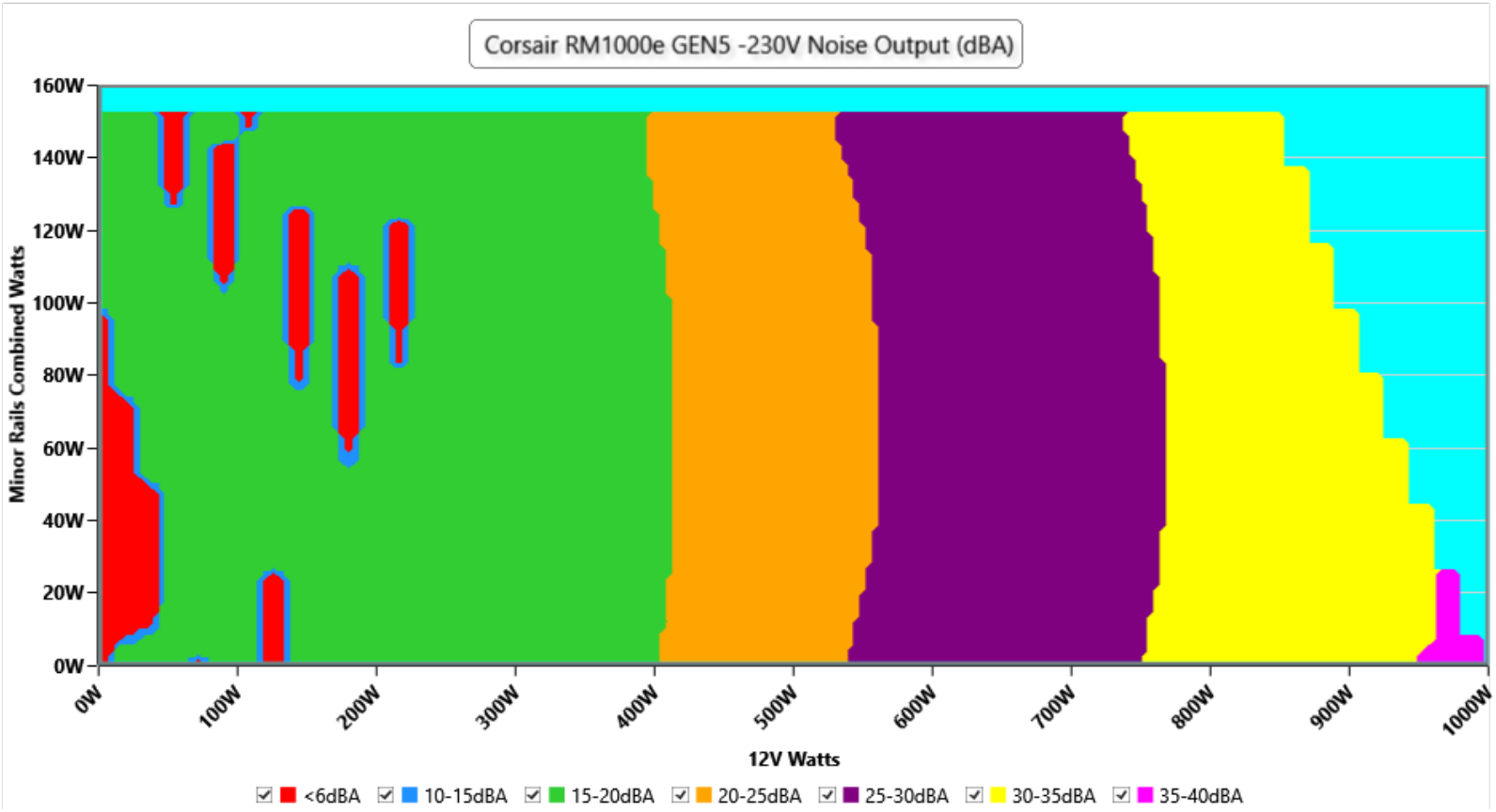


The PSU`s noise in its entire operational range and under 30-32 °C ambient is depicted in this graph. The X axis represents the load on the +12V rail(s) while the Y axis is the load on the minor rails

### Noise by load range

**High-Load Index (70-100 % load)**
Noise **30.9 dB(A)** at 115V and **31.1 dB(A)** at 230V · loudest point 35.2 dB(A)
Efficiency 89.06% / 91.71% · power factor 0.991 / 0.975 (115V / 230V)

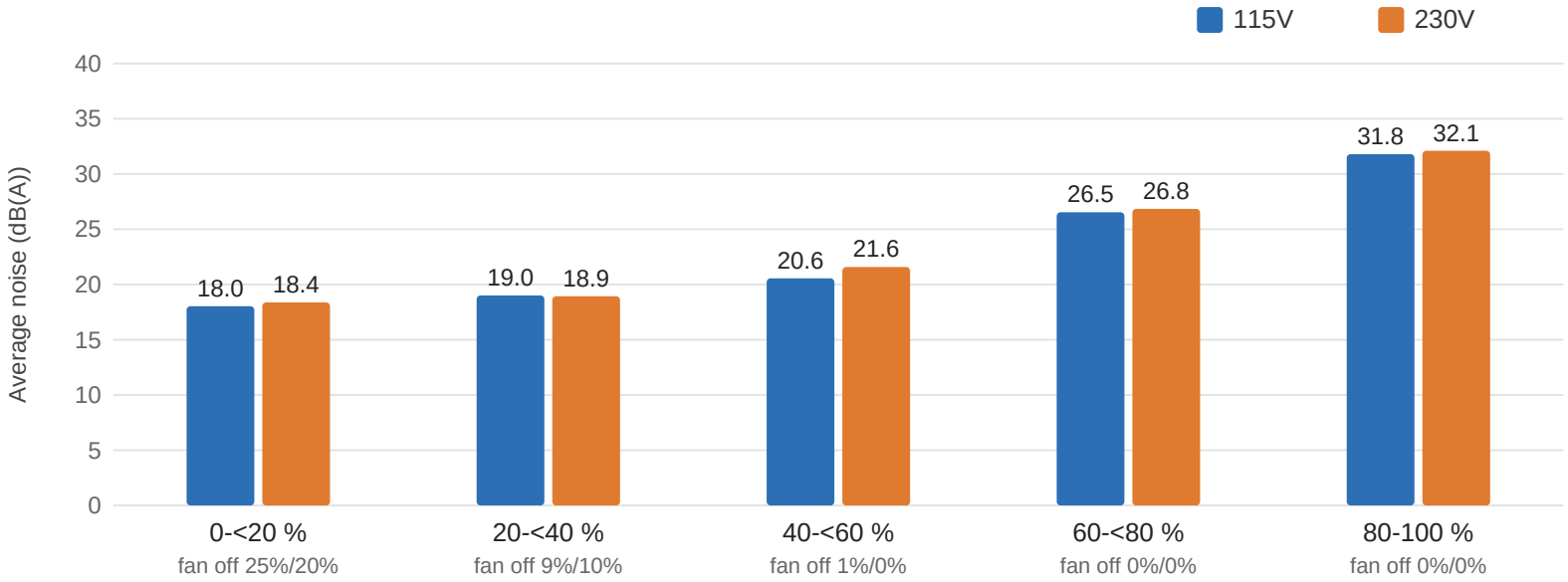


| Load range | Noise 115V<br>avg (loudest) | Noise 230V<br>avg (loudest) | Fan off<br>115V / 230V |
|---|---|---|---|
| 0-<20 % | 18.0 (19.5) | 18.4 (19.5) | 25% / 20% |
| 20-<40 % | 19.0 (19.5) | 18.9 (19.5) | 9% / 10% |
| 40-<60 % | 20.6 (25.7) | 21.6 (25.7) | 1% / 0% |
| 60-<80 % | 26.5 (31.2) | 26.8 (31.2) | 0% / 0% |
| 80-100 % | 31.8 (34.4) | 32.1 (35.2) | 0% / 0% |
| 70-100 % (High-Load) | 30.9 (34.4) | 31.1 (35.2) | 0% / 0% |
| All (published average) | 26.8 (34.4) | 27.2 (35.2) | 5% / 5% |

**INFO**

The average noise in five ranges of load, the share of points with the fan stopped (semi-passive operation), and the High-Load Index: the same figures for all points at 70 % of the rated output and above. Calculated from the 1590 (115V) and 1590 (230V) load combinations of the certification sweep, the same data that ETA and LAMBDA use (test 0 excluded). Load is the total DC output as a share of the rated 1000 W. Noise is averaged on the energy scale, as for LAMBDA, so the ranges combined give back the published average noise. Each load combination is held for about five seconds; the stabilized readings at fixed loads are under "Noise under high ambient temperature".

*Informational. Not part of the ETA or LAMBDA rating.*

## Noise under high ambient temperature (indicative)

### 115V

| Load | Normal ambient<br>fan · noise · intake | High ambient<br>fan · noise · intake | Noise change |
|---|---|---|---|
| 10% | 876 RPM · 20.6 dB(A) · 35.5 °C | 876 RPM · 20.6 dB(A) · 35.5 °C | **+0.0 dB(A)** |
| 20% | 871 RPM · 20.4 dB(A) · 35.9 °C | 871 RPM · 20.4 dB(A) · 35.9 °C | **+0.0 dB(A)** |
| 50% | 918 RPM · 22.1 dB(A) · 36.9 °C | 918 RPM · 22.1 dB(A) · 36.9 °C | **+0.0 dB(A)** |
| 100% | 1583 RPM · 37.6 dB(A) · 39.8 °C | 1583 RPM · 37.6 dB(A) · 39.8 °C | **+0.0 dB(A)** |

### 230V

| Load | Normal ambient<br>fan · noise · intake | High ambient<br>fan · noise · intake | Noise change |
|---|---|---|---|
| 10% | 881 RPM · 20.8 dB(A) · 36.3 °C | 881 RPM · 20.8 dB(A) · 36.3 °C | **+0.0 dB(A)** |
| 20% | 873 RPM · 20.5 dB(A) · 36.6 °C | 873 RPM · 20.5 dB(A) · 36.6 °C | **+0.0 dB(A)** |
| 50% | 931 RPM · 22.5 dB(A) · 38.6 °C | 931 RPM · 22.5 dB(A) · 38.6 °C | **+0.0 dB(A)** |
| 100% | 1621 RPM · 38.6 dB(A) · 40.0 °C | 1621 RPM · 38.6 dB(A) · 40.0 °C | **+0.0 dB(A)** |

### INFO

Fan speed, noise and the measured intake temperature at 10, 20, 50 and 100 % load, from the two load regulation tests: at normal ambient (about 30-32 °C) and at high ambient (about 40-47 °C). These are stabilized readings at fixed loads, not averages over the certification sweep, so they are indicative of how the fan behaves when it is hot. "<6.0" is the floor of our sound meter: the fan is stopped or too quiet to measure (the fan speed column says which); with the fan stopped, the intake sensor can read higher than the chamber air.

*Informational. Not part of the ETA or LAMBDA rating.*

## Indicative Performance

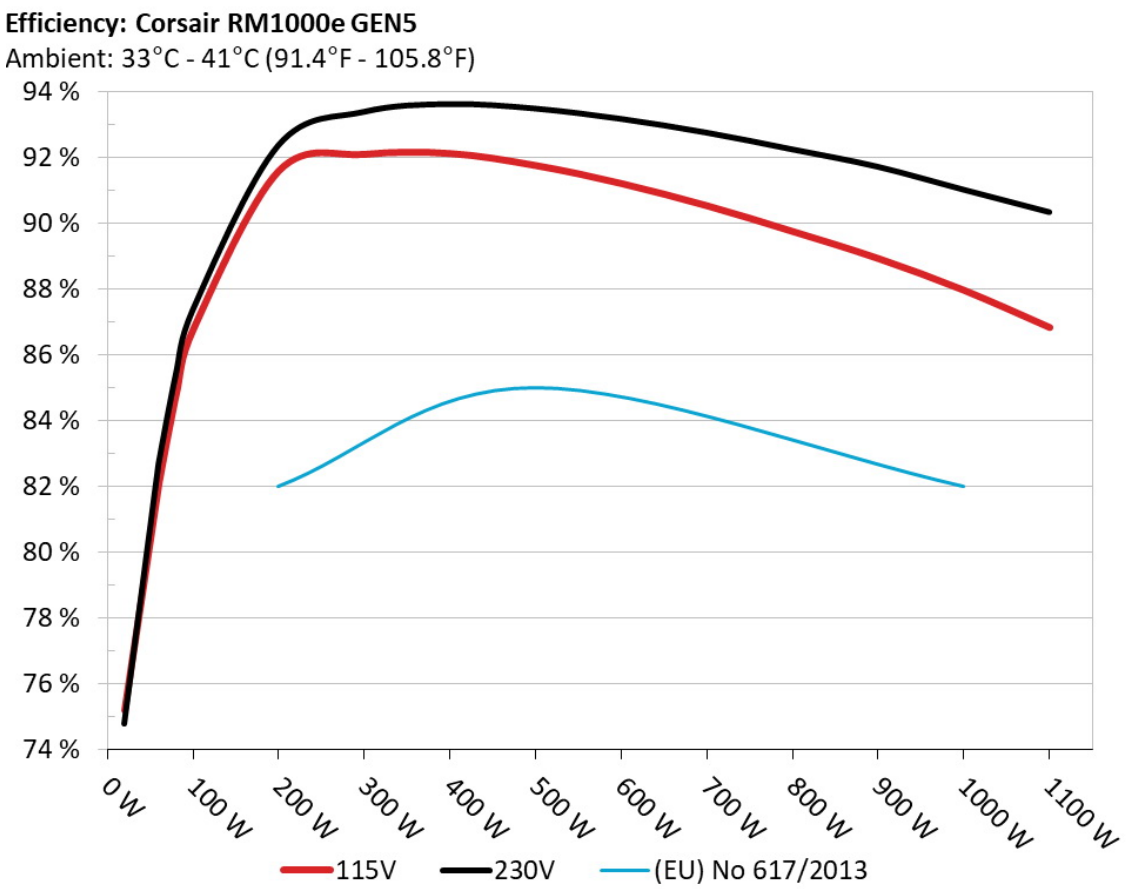


The PSU`s efficiency under high ambient temperatures with 115V and 230V input. For this graph the results of the 10-110% load regulation table are used

## 5Vsb□□□□

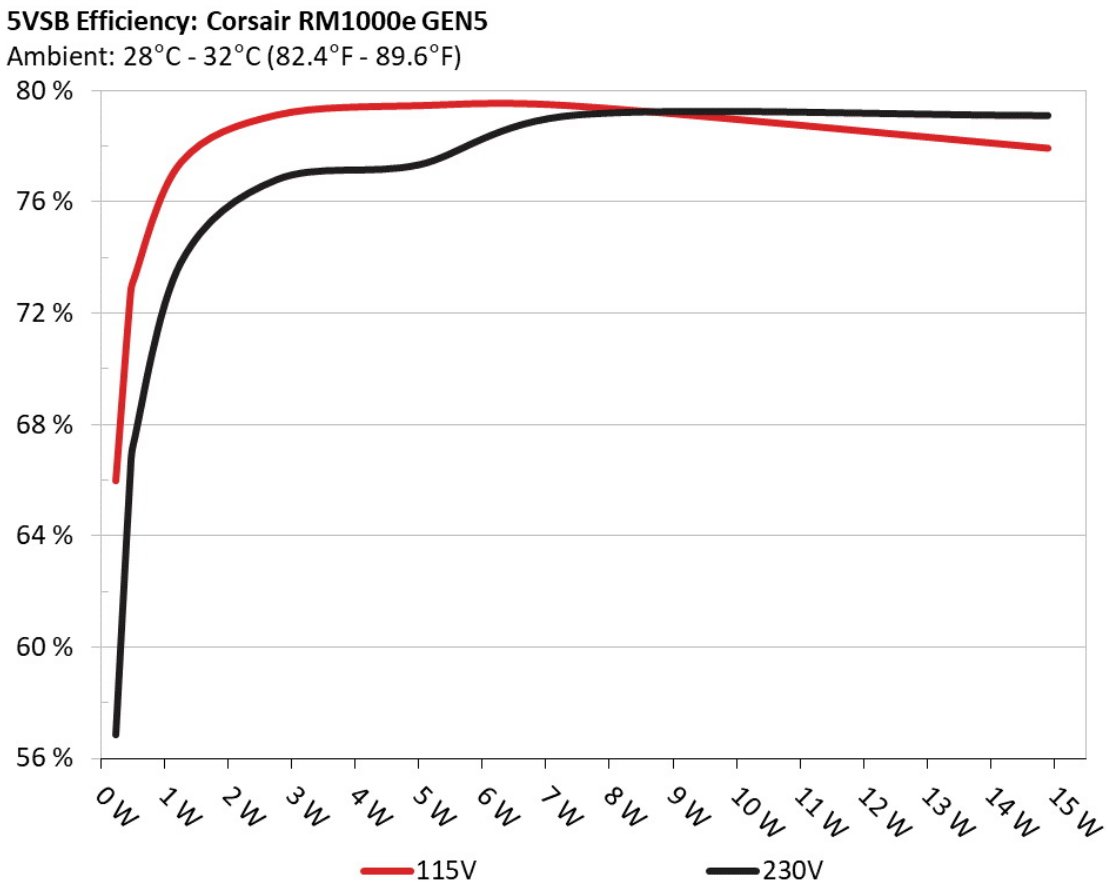


□□

This graph depicts the efficiency levels of the 5VSB rail with 115V and 230V input

## □□□□ □□ 5Vsb □□ (ErP Lot3/6 & CEC)

### 115V

| □□ # | 5VSB | DC/AC (□ ) | □□ | PF/AC □□ |
|---|---|---|---|---|
| 1 | 0.045A | 0.226W | 65.98% | 0.028 |
| | 5.024V | 0.343W | | 115.16V |
| 2 | 0.09A | 0.452W | 72.558% | 0.05 |
| | 5.022V | 0.623W | | 115.16V |
| 3 | 0.55A | 2.758W | 79.101% | 0.234 |
| | 5.014V | 3.487W | | 115.16V |
| 4 | 1A | 5.006W | 79.438% | 0.338 |
| | 5.005V | 6.302W | | 115.16V |
| 5 | 1.5A | 7.496W | 79.42% | 0.396 |
| | 4.997V | 9.439W | | 115.15V |
| 6 | 3A | 14.908W | 77.912% | 0.471 |
| | 4.969V | 19.135W | | 115.15V |

### 230V

| □□ # | 5VSB | DC/AC (□ ) | □□ | PF/AC □□ |
|---|---|---|---|---|
| 1 | 0.045A | 0.226W | 56.83% | 0.01 |
| | 5.024V | 0.398W | | 230.38V |
| 2 | 0.09A | 0.452W | 66.153% | 0.017 |
| | 5.023V | 0.684W | | 230.38V |
| 3 | 0.55A | 2.758W | 76.777% | 0.085 |
| | 5.014V | 3.593W | | 230.38V |
| 4 | 1A | 5.006W | 77.315% | 0.145 |
| | 5.005V | 6.475W | | 230.38V |
| 5 | 1.5A | 7.496W | 79.107% | 0.198 |
| | 4.997V | 9.478W | | 230.38V |
| 6 | 3A | 14.908W | 79.083% | 0.306 |
| | 4.969V | 18.852W | | 230.38V |

## Supplementary Tests (For Reference)

### 10-110%□□□□

#### 115V

| □□ | 12V | 5V | 3.3V | 5VSB | DC/AC (□ ) | □□ | □□□□ (RPM) | □□□□□□□ (dB[A]) | □□ (□□ /□□ ) | PF/AC □□ |
|---|---|---|---|---|---|---|---|---|---|---|
| 10% | 6.440A | 2.008A | 1.989A | 0.999A | 100.002 | 86.785% | 876 | 20.6 | 35.51°C | 0.965 |
| | 12.176V | 4.981V | 3.318V | 5.005V | 115.226 | | | | 39.76°C | 115.13V |
| 20% | 13.930A | 3.013A | 2.984A | 1.201A | 199.947 | 91.613% | 871 | 20.4 | 35.88°C | 0.976 |
| | 12.135V | 4.979V | 3.317V | 4.996V | 218.25 | | | | 40.41°C | 115.1V |
| 30% | 21.769A | 3.52A | 3.484A | 1.403A | 300 | 92.113% | 874 | 20.5 | 36.55°C | 0.98 |
| | 12.125V | 4.973V | 3.315V | 4.989V | 325.687 | | | | 41.4°C | 115.07V |
| 40% | 29.592A | 4.026A | 3.984A | 1.606A | 399.696 | 92.141% | 874 | 20.5 | 36.74°C | 0.982 |
| | 12.115V | 4.969V | 3.313V | 4.981V | 433.787 | | | | 41.76°C | 115.05V |
| 50% | 37.084A | 5.034A | 4.982A | 1.81A | 499.463 | 91.776% | 918 | 22.1 | 36.85°C | 0.984 |
| | 12.106V | 4.967V | 3.312V | 4.973V | 544.222 | | | | 42.31°C | 115.02V |
| 60% | 44.656A | 6.046A | 5.983A | 2A | 599.906 | 91.226% | 995 | 24.2 | 37.33°C | 0.987 |
| | 12.096V | 4.963V | 3.31V | 4.965V | 657.609 | | | | 43.35°C | 114.99V |
| 70% | 52.169A | 7.058A | 6.983A | 2.219A | 699.717 | 90.55% | 1115 | 27.5 | 37.85°C | 0.989 |
| | 12.088V | 4.96V | 3.308V | 4.957V | 772.746 | | | | 45.41°C | 114.97V |
| 80% | 59.765A | 8.002A | 7.984A | 2.323A | 799.413 | 89.771% | 1194 | 29.8 | 38.02°C | 0.991 |
| | 12.078V | 4.956V | 3.306V | 4.951V | 890.506 | | | | 46.26°C | 114.94V |
| 90% | 67.700A | 8.582A | 8.471A | 2.427A | 899.547 | 88.947% | 1316 | 32.8 | 39.21°C | 0.992 |
| | 12.069V | 4.952V | 3.305V | 4.945V | 1011.328 | | | | 48.41°C | 114.91V |
| 100% | 75.453A | 9.095A | 8.99A | 3.043A | 999.572 | 87.981% | 1583 | 37.6 | 39.75°C | 0.993 |
| | 12.059V | 4.948V | 3.303V | 4.929V | 1136.127 | | | | 49.81°C | 114.88V |
| 110% | 83.157A | 10.115A | 10.086A | 3.046A | 1100.181 | 86.844% | 1952 | 42.9 | 40.64°C | 0.994 |
| | 12.048V | 4.943V | 3.301V | 4.925V | 1266.864 | | | | 51.49°C | 114.86V |
| CL1 | 0.115A | 18.126A | 18.019A | 0A | 151.299 | 82.862% | 1091 | 26.8 | 36.75°C | 0.976 |
| | 12.142V | 4.982V | 3.308V | 5.007V | 182.59 | | | | 42.28°C | 115.11V |

| | | | | | | | | | | |
|---|---|---|---|---|---|---|---|---|---|---|
| CL2 | 0.115A | 20.023A | 0A | 0A | 101.395 | 81.4% | 938 | 22.7 | 37.11°C | 0.966 |
| | 12.184V | 4.994V | 3.312V | 5.025V | 124.567 | | | | 43.26°C | 115.12V |
| CL3 | 0.114A | 0A | 19.894A | 0A | 67.384 | 75.131% | 878 | 20.7 | 38.25°C | 0.947 |
| | 12.173V | 4.98V | 3.317V | 5.009V | 89.689 | | | | 45.26°C | 115.13V |
| CL4 | 82.895A | 0A | 0A | 0A | 1000.093 | 88.832% | 1346 | 33.1 | 39.51°C | 0.993 |
| | 12.064V | 4.95V | 3.31V | 4.995V | 1125.822 | | | | 47.48°C | 114.89V |

The results above are not used in the certification process

## 230V

| □□ | 12V | 5V | 3.3V | 5VSB | DC/AC (□ ) | □□ | □□□□ (RPM) | □□□□□□□ (dB[A]) | □□ (□□ /□□ ) | PF/AC □□ |
|---|---|---|---|---|---|---|---|---|---|---|
| 10% | 6.439A | 2.007A | 1.989A | 0.999A | 100.001 | 87.363% | 881 | 20.8 | 36.32°C | 0.834 |
| | 12.176V | 4.982V | 3.318V | 5.005V | 114.468 | | | | 40.53°C | 230.38V |
| 20% | 13.929A | 3.014A | 2.986A | 1.201A | 199.954 | 92.375% | 873 | 20.5 | 36.6°C | 0.918 |
| | 12.137V | 4.978V | 3.316V | 4.996V | 216.456 | | | | 41.13°C | 230.37V |
| 30% | 21.770A | 3.519A | 3.485A | 1.403A | 300.005 | 93.394% | 876 | 20.6 | 37.23°C | 0.944 |
| | 12.125V | 4.973V | 3.314V | 4.989V | 321.226 | | | | 42.09°C | 230.36V |
| 40% | 29.590A | 4.025A | 3.985A | 1.606A | 399.704 | 93.631% | 880 | 20.8 | 38.21°C | 0.956 |
| | 12.115V | 4.97V | 3.313V | 4.981V | 426.888 | | | | 43.22°C | 230.35V |
| 50% | 37.083A | 5.035A | 4.984A | 1.81A | 499.425 | 93.494% | 931 | 22.5 | 38.58°C | 0.963 |
| | 12.106V | 4.966V | 3.311V | 4.973V | 534.177 | | | | 44.06°C | 230.34V |
| 60% | 44.654A | 6.048A | 5.984A | 2A | 599.918 | 93.18% | 1032 | 25.2 | 38.71°C | 0.968 |
| | 12.097V | 4.962V | 3.309V | 4.965V | 643.821 | | | | 44.79°C | 230.33V |
| 70% | 52.170A | 7.06A | 6.986A | 2.219A | 699.721 | 92.761% | 1133 | 28.0 | 39.14°C | 0.971 |
| | 12.088V | 4.958V | 3.307V | 4.957V | 754.328 | | | | 46.18°C | 230.32V |
| 80% | 59.766A | 8.002A | 7.987A | 2.323A | 799.404 | 92.255% | 1215 | 30.4 | 39.56°C | 0.974 |
| | 12.078V | 4.955V | 3.305V | 4.951V | 866.509 | | | | 47.72°C | 230.3V |
| 90% | 67.707A | 8.585A | 8.475A | 2.427A | 899.551 | 91.725% | 1322 | 32.8 | 39.7°C | 0.977 |
| | 12.068V | 4.95V | 3.304V | 4.945V | 980.713 | | | | 49.01°C | 230.29V |
| 100% | 75.462A | 9.098A | 8.994A | 3.044A | 999.607 | 91.027% | 1621 | 38.6 | 39.96°C | 0.978 |
| | 12.058V | 4.946V | 3.302V | 4.929V | 1098.136 | | | | 49.99°C | 230.28V |

| | | | | | | | | | | |
|---|---|---|---|---|---|---|---|---|---|---|
| 110% | 83.167A | 10.118A | 10.089A | 3.047A | 1100.22 | 90.342% | 2020 | 44.2 | 40.35°C | 0.979 |
| | 12.047V | 4.942V | 3.3V | 4.924V | 1217.838 | | | | 51.21°C | 230.26V |
| CL1 | 0.115A | 18.126A | 18.02A | 0A | 151.277 | 83.911% | 872 | 20.4 | 38.88°C | 0.9 |
| | 12.133V | 4.981V | 3.307V | 5.007V | 180.277 | | | | 44.39°C | 230.34V |
| CL2 | 0.114A | 20.014A | 0A | 0A | 101.389 | 81.981% | 885 | 21.0 | 39.59°C | 0.847 |
| | 12.181V | 4.996V | 3.311V | 5.025V | 123.675 | | | | 45.63°C | 230.35V |
| CL3 | 0.114A | 0A | 19.891A | 0A | 67.387 | 75.495% | 908 | 21.8 | 40.68°C | 0.785 |
| | 12.177V | 4.985V | 3.318V | 5.009V | 89.259 | | | | 47.92°C | 230.36V |
| CL4 | 82.903A | 0A | 0A | 0A | 1000.027 | 91.922% | 1301 | 32.6 | 40.85°C | 0.978 |
| | 12.062V | 4.952V | 3.312V | 4.994V | 1087.91 | | | | 49.78°C | 230.25V |

The results above are not used in the certification process

## 20-80□□□□□

### 115V

| □□ | 12V | 5V | 3.3V | 5VSB | DC/AC (□ ) | □□ | □□□□ (RPM) | □□□□□□□ (dB[A]) | □□ (□□ /□□ ) | PF/AC □□ |
|---|---|---|---|---|---|---|---|---|---|---|
| 20W | 1.220A | 0.502A | 0.497A | 0.199A | 20.002 | 75.194% | 0 | <6.0 | 36.14°C | 0.822 |
| | 12.174V | 4.981V | 3.321V | 5.021V | 26.602 | | | | 33.03°C | 115.16V |
| 40W | 2.684A | 0.702A | 0.696A | 0.299A | 40 | 82.129% | 0 | <6.0 | 37.49°C | 0.907 |
| | 12.176V | 4.986V | 3.321V | 5.019V | 48.705 | | | | 34.15°C | 115.16V |
| 60W | 4.148A | 0.903A | 0.894A | 0.399A | 59.998 | 81.387% | 876 | 20.6 | 34.55°C | 0.947 |
| | 12.181V | 4.985V | 3.32V | 5.018V | 73.721 | | | | 38.32°C | 115.14V |
| 80W | 5.610A | 1.104A | 1.093A | 0.499A | 79.952 | 84.794% | 876 | 20.6 | 35.05°C | 0.948 |
| | 12.178V | 4.982V | 3.32V | 5.015V | 94.294 | | | | 39.03°C | 115.13V |

The results above are not used in the certification process

## 230V

| □□ | 12V | 5V | 3.3V | 5VSB | DC/AC (□ ) | □□ | □□□□ (RPM) | □□□□□□□ (dB[A]) | □□ (□□ /□□ ) | PF/AC □□ |
|---|---|---|---|---|---|---|---|---|---|---|
| 20W | 1.220A | 0.501A | 0.497A | 0.199A | 20 | 74.772% | 0 | <6.0 | 36.27°C | 0.427 |
| | 12.174V | 4.986V | 3.319V | 5.021V | 26.749 | | | | 33.17°C | 230.39V |
| 40W | 2.685A | 0.702A | 0.696A | 0.299A | 39.998 | 82.682% | 0 | <6.0 | 37.38°C | 0.61 |
| | 12.175V | 4.987V | 3.32V | 5.019V | 48.371 | | | | 34.06°C | 230.38V |
| 60W | 4.149A | 0.903A | 0.895A | 0.399A | 59.996 | 81.987% | 877 | 20.6 | 34.7°C | 0.733 |
| | 12.178V | 4.983V | 3.318V | 5.018V | 73.177 | | | | 38.24°C | 230.38V |
| 80W | 5.610A | 1.104A | 1.094A | 0.499A | 79.949 | 85.363% | 879 | 20.7 | 35.42°C | 0.796 |
| | 12.179V | 4.982V | 3.318V | 5.016V | 93.686 | | | | 39.23°C | 230.37V |

The results above are not used in the certification process

□□□□

## 115V

| Test | 12V | 5V | 3.3V | 5VSB | Pass/Fail |
|---|---|---|---|---|---|
| 10% Load | 11.13mV | 9.61mV | 7.83mV | 7.04mV | Pass |
| 20% Load | 16.51mV | 9.97mV | 8.29mV | 9.89mV | Pass |
| 30% Load | 13.65mV | 10.84mV | 9.67mV | 8.97mV | Pass |
| 40% Load | 12.72mV | 11.45mV | 8.90mV | 8.51mV | Pass |
| 50% Load | 11.59mV | 12.43mV | 9.42mV | 9.02mV | Pass |
| 60% Load | 13.74mV | 13.40mV | 10.64mV | 10.20mV | Pass |
| 70% Load | 14.91mV | 14.68mV | 13.05mV | 11.78mV | Pass |
| 80% Load | 14.71mV | 15.09mV | 16.79mV | 11.83mV | Pass |
| 90% Load | 15.58mV | 16.16mV | 16.84mV | 12.64mV | Pass |
| 100% Load | 24.57mV | 18.40mV | 19.00mV | 15.63mV | Pass |
| 110% Load | 25.73mV | 19.87mV | 19.77mV | 17.11mV | Pass |
| Crossload1 | 27.28mV | 17.87mV | 26.66mV | 14.48mV | Pass |
| Crossload2 | 13.28mV | 13.70mV | 11.72mV | 9.48mV | Pass |

| Test | 12V | 5V | 3.3V | 5VSB | Pass/Fail |
|---|---|---|---|---|---|
| Crossload3 | 11.95mV | 12.38mV | 20.26mV | 9.28mV | Pass |
| Crossload4 | 23.87mV | 15.18mV | 12.99mV | 12.00mV | Pass |

The results above are not used in the certification process

**230V**

| Test | 12V | 5V | 3.3V | 5VSB | Pass/Fail |
|---|---|---|---|---|---|
| 10% Load | 11.90mV | 10.43mV | 7.62mV | 6.98mV | Pass |
| 20% Load | 16.36mV | 10.58mV | 8.50mV | 10.35mV | Pass |
| 30% Load | 13.65mV | 10.79mV | 8.60mV | 8.56mV | Pass |
| 40% Load | 12.33mV | 11.66mV | 10.03mV | 8.46mV | Pass |
| 50% Load | 13.08mV | 13.25mV | 10.13mV | 9.18mV | Pass |
| 60% Load | 12.36mV | 13.75mV | 11.41mV | 10.25mV | Pass |
| 70% Load | 14.00mV | 14.42mV | 12.23mV | 11.01mV | Pass |
| 80% Load | 15.22mV | 15.03mV | 16.94mV | 12.03mV | Pass |
| 90% Load | 15.42mV | 16.11mV | 16.84mV | 13.05mV | Pass |
| 100% Load | 24.26mV | 17.72mV | 19.36mV | 15.09mV | Pass |
| 110% Load | 24.60mV | 18.61mV | 19.66mV | 15.97mV | Pass |
| Crossload1 | 26.54mV | 17.21mV | 24.98mV | 14.01mV | Pass |
| Crossload2 | 15.22mV | 13.55mV | 11.87mV | 9.79mV | Pass |
| Crossload3 | 11.55mV | 11.97mV | 19.35mV | 9.84mV | Pass |
| Crossload4 | 23.38mV | 14.10mV | 11.68mV | 11.30mV | Pass |

The results above are not used in the certification process



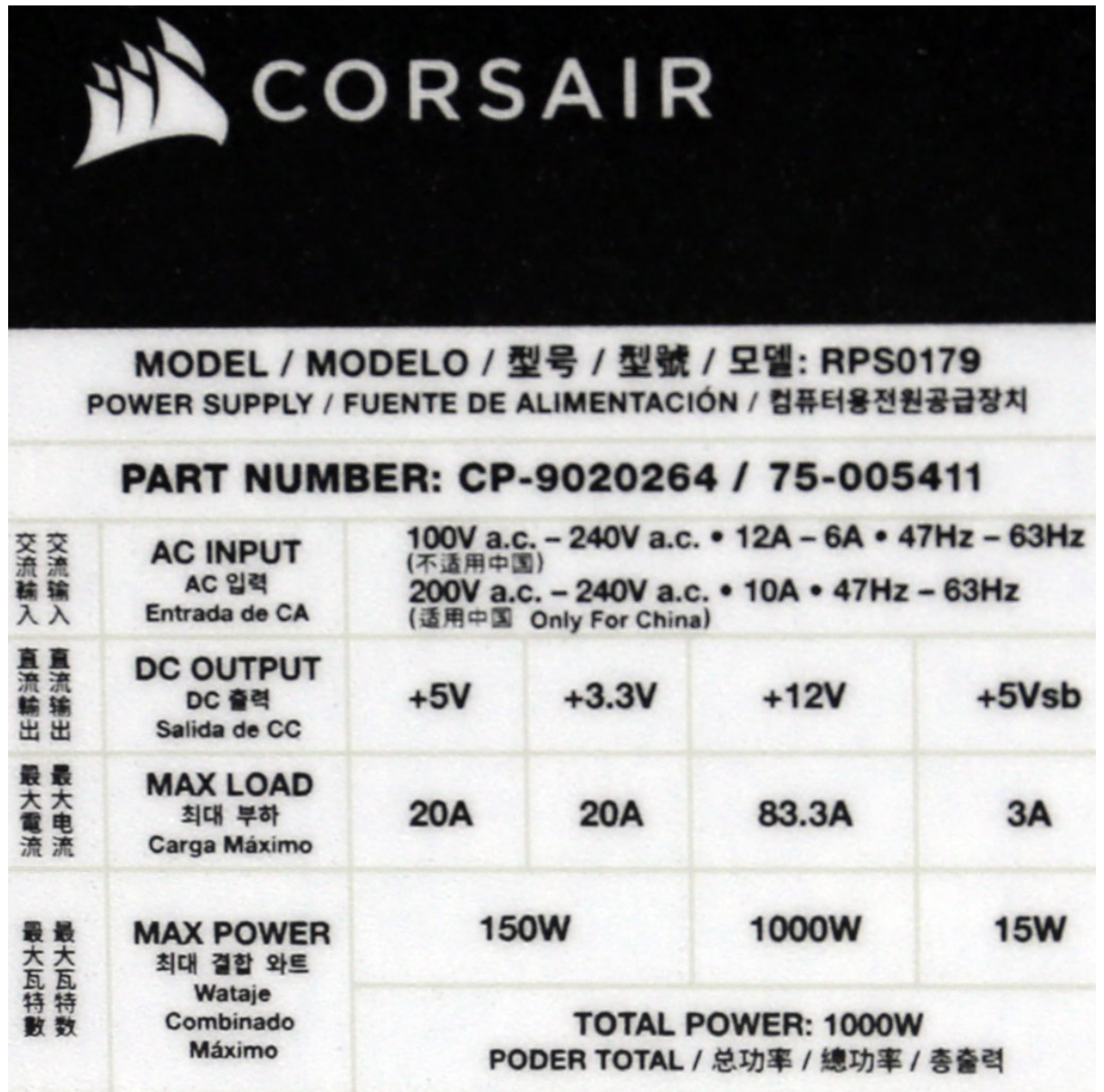

## Corsair RM1000e (ATX v3.0)

Top side

Power specifications label

本测试报告中包含的所有数据和图表均可在以下条件下由任何人使用：使用过程需提及测试结果由 Cybenetics提供。
在任何情况下都应提供原始测试结果文档的网站链接

Cybenetics 提供自愿性认证计划：电源方面有 ETA（效率）、 LAMBDA（噪声）与 SAFE（安全与正确运行）；散热产品方面有 DELTA（机箱隔音）与 PHI（风扇风量与静压）

CYBENETICS LTD Syrou 6, Latsia, 2231, Nicosia Cyprus

www.cybenetics.com - info@cybenetics.com