Corsair SF1000L

22304851000001580277

Lab ID CR10002090

Certification ID 252090

Test Result Report ID: 22PS2090A

Certificate Issue Date: Nov 18, 2022

Scheme: ETA-EMI PSU

115V



230V



Scheme: LAMBDA PSU

115V



230V





Outside Validation Scope



General Information

Test Equipment

Electronic Loads	Chroma 63601-5 x2 Chroma 63600-2 Chroma 63640-80-80 x10 Chroma 63610-80-20
AC Sources	Chroma 6530, APM SP300VAC4000W-P, GW Instek ASR-3500
Power Analyzers	Rohde & Schwarz HMC8015 & NPA701
Oscilloscopes	Picoscope 4444, Siglent SDS2104X PLUS
Sound Analyzer	Bruel & Kjaer 2270 G4
Microphone	Bruel & Kjaer Type 4955-A
Temperature Logger	Picoscope TC-08
Tachometer	UNI-T UT372
Multimeters	Keysight 34465A
EMI Analyzer	TekBox TBMR-110M-EU
Isolation Transformer	4kVA
UPS	FSP Champ Tower 3kVA, CyberPower OLS3000E 3kVA
Testing Methodology	Cybenetics PSU Test Protocol

DUT Information(Non-accredited measurements)

Product Identification Details	
Brand	Corsair
Model	SF1000L
OEM/ODM	Great Wall
Serial Number	22304851000001580277
Product Specifications	
Manufacturer-Provided Information	
□□□□ (Vrms)	100-240
□□□□ (Arms)	12-6

□□□□ (Hz)	47-63
□□□□ (W)	1000
Operating Temperature (Continuous Full Load) (°C)	
□□	SFX-L
□□□□	Fully Modular
Warranty	-
Cybenetics Measurements	
Dimensions (W x H x D)	
Weight	
□□	120mm Fluid Dynamic Bearing Fan (NR1215)
□□□□□	✓
Cybenetics Testing Information	
Lab ID	CR10002090
Date of receipt	Nov 11, 2022
Testing Date	Nov 18, 2022
Report Issued Date	Nov 18, 2022
Engineer Name	-
Authorized By the Laboratory Technical Manager	Aristeidis Bitziopoulos
Signature	

□□□□□ (Non-accredited measurements)

□□□□□				
□□	□□□□	□□□□□□	Gauge	In Cable Capacitors
ATX □□ 20+4 pin (300mm)	1	1	16-20AWG	□
4+4 pin EPS 12V □□ (400mm)	2	2	16AWG	□
12+2 pin PCIe (410mm) (600W)	1	1	16-24AWG	□
6+2pin PCIe□□ (400mm)	3	3	16AWG	□
6+2pin PCIe□□ (400mm+100mm)	1	2	16-18AWG	□
SATA□□ (110mm+115mm+115mm+115mm)	2	8	18AWG	□
□ 4pin Molex□□ (100mm+110mm+110mm)	1	3	18AWG	□

AC Power Cord (1380mm) - C13 coupler	1	1	16AWG	-	

□□□□

□		3.3V	5V	12V	5VSB	-12V
□□□□	□□	20	20	83.3	3	0
	□	150		1000	15	0
□□□□□ (W)		1000				

Parts Description

General Data	
Manufacturer (OEM)	Great Wall
PCB Type	Double Sided
Primary Side	
Transient Filter	4x Y caps, 2x X caps, 3x CM chokes, 1x MOV
Inrush Protection	1x NTC Thermistor SCK-056 (5 Ohm) & Relay
Bridge Rectifier(s)	2x Shindengen US30KB80R (800V, 30A @ 97°C)
APFC MOSFETs	2x Infineon IPW60R060C7 (600V, 22A @ 100°C, Rds(on): 0.06Ohm)
APFC Boost Diode	1x Cree C3D16065A (650V, 16A @ 142°C)
Bulk Cap(s)	2x Rubycon (420V, 510uF & 330uF each or 840uF combined, 3,000h @ 105°C, MXK)
Main Switchers	2x ON Semiconductor FCP104N60F (600V, 24A @ 100°C, Rds(on): 0.104Ohm)
Driver IC	1x Novosense NSi6602BD
APFC Controller	Champion CM6502UHHX & CM03AX
Resonant Controller	Champion CM6901X
Topology	Primary side: APFC, Half-Bridge & LLC converter Secondary side: Synchronous Rectification & DC-DC converters
Secondary Side	
+12V MOSFETs	8x Vishay SiR608DP (45V, 166A @ 70°C, Rds(on): 1.8mOhm)
5V & 3.3V	DC-DC Converters: 4x Advanced Power AP4024GEMT (30V, 60A, Rds(on): 4.5mOhm) PWM Controller(s): ANPEC APW7159C
Filtering Capacitors	Electrolytic: 2x Rubycon (3-6,000h @ 105°C, YXG), 2x Rubycon (4-10,000h @ 105°C, YXF) Polymer: 9x NIC, 3x United Chemi-Con, 20x FPCAP, 4x Nichicon
Supervisor IC	IN1S429I-SCG (OCP,OVP, UVP, SCP, PG)

Fan Controller	Microchip PIC16F1824
Fan Model	Corsair NR1215 (120mm, 12V, 0.55A, Fluid Dynamic Bearing Fan)
5VSB Circuit	
Rectifier(s)	1x Infineon ICE5QR1680AG (800V, 5.8A, Rds(on): 1.75Ohm) & 1x Texas Instruments CSD18534Q5A FET (60V, 13A, Rds(on): 9.8Ohm)
Standby PWM Controller	Infineon ICE5QR1680AG

Test Results

Temperature & Compliance Info

□□□□ (°C /°F)	28-32 / 82.4-89.6
□□ ErP Lot3/6□□	✓
□□ (EU) No 617/2013□□	✓
ALPM (Alternative Low Power Mode) compatible	✓
ATX v3.0 Compliance	✓

Performance Summary

115V

Accredited	
□□□□ (>1450 load combinations)	89.779%
Average Noise Output (>1450 Load Combinations)	41.62dBA
PF□□□ (>1450 Load Combinations)	0.984
Efficiency With 10W (≤500W) or 2% (>500W) Load	72.481%
□□□□□□	0.0756W
Non-Accredited	
12V Ripple (Full Load)	17.84mV
5V Ripple (Full Load)	14.00mV
3.3V Ripple (Full Load)	11.69mV
5VSB Ripple (Full Load)	7.68mV
12V Load Regulation	0.29%

5V Load Regulation	0.26%
3.3V Load Regulation	0.88%
5VSB Load Regulation	2.32%
Inrush Current	34.390A

230V

Accredited		
□□□□ (>1450 load combinations)		91.628%
Average Noise Output (>1450 Load Combinations)		41.04dBA
PF□□□ (>1450 Load Combinations)		0.952
Efficiency With 10W (≤500W) or 2% (>500W) Load		71.903%
□□□□□□		0.1069W
Non-Accredited		
12V Ripple (Full Load)		18.36mV
5V Ripple (Full Load)		13.76mV
3.3V Ripple (Full Load)		12.21mV
5VSB Ripple (Full Load)		7.41mV
12V Load Regulation		1.30%
5V Load Regulation		0.24%
3.3V Load Regulation		0.88%
5VSB Load Regulation		2.28%
Inrush Current		64.520A
12V Transient Response (200%)		11.63V
5V Transient Response (200%)		4.979V
3.3V Transient Response (200%)		3.265V
5VSB Transient Response (200%)		4.893V
□□□□ & PG□□		20.50ms
AC Loss to PWR_OK Hold Up Time		17.80ms
PWR_OK Inactive to DC Loss Delay		2.70ms
PSU Timings: T1 (20% / 100%)	48.0ms	40.0ms
PSU Timings: T3 (20% / 100%)	114.0ms	114.0ms
OPP (26.52°C / 40.66°C)	120.61%	116.91%

□□□□ & PG□□

Hold-Up Time (ms)	20.5
AC Loss to PWR_OK Hold Up Time (ms)	17.8
PWR_OK Inactive to DC Loss Delay (ms)	2.7

□□□□

Tables

115V

Detailed Results						
	Average	Min	Limit Min	Max	Limit Max	Result
Mains Voltage RMS:	114.94 V	114.89 V	113.85 V	114.97 V	116.15 V	PASS
Mains Frequency:	60.00 Hz	59.98 Hz	59.40 Hz	60.04 Hz	60.60 Hz	PASS
Mains Voltage CF:	1.416	1.416	1.340	1.418	1.490	PASS
Mains Voltage THD:	0.15 %	0.12 %	N/A	0.20 %	2.00 %	PASS
Real Power:	0.076 W	0.048 W	N/A	0.123 W	N/A	N/A
Apparent Power:	10.288 W	10.268 W	N/A	10.307 W	N/A	N/A
Power Factor:	0.007	N/A	N/A	N/A	N/A	N/A

230V

Detailed Results						
	Average	Min	Limit Min	Max	Limit Max	Result
Mains Voltage RMS:	229.88 V	229.83 V	227.70 V	229.96 V	232.30 V	PASS
Mains Frequency:	50.00 Hz	49.99 Hz	49.50 Hz	50.01 Hz	50.50 Hz	PASS
Mains Voltage CF:	1.416	1.416	1.340	1.417	1.490	PASS
Mains Voltage THD:	0.21 %	0.19 %	N/A	0.24 %	2.00 %	PASS
Real Power:	0.107 W	0.087 W	N/A	0.149 W	N/A	N/A
Apparent Power:	35.075 W	35.025 W	N/A	35.145 W	N/A	N/A

Power Factor:	0.003	N/A	N/A	N/A	N/A	N/A

□□□□□□

115V

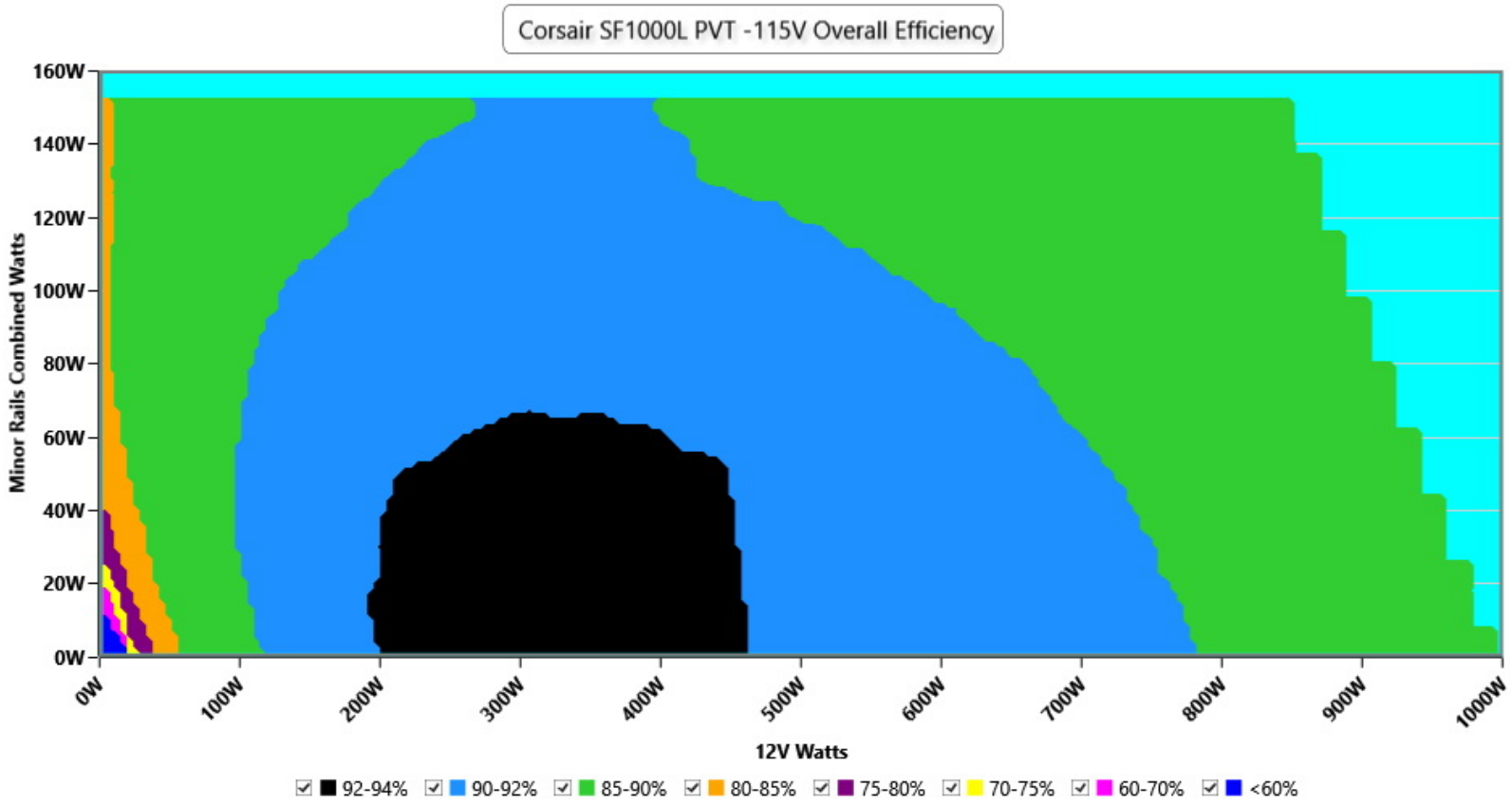

□□

This graph depicts the PSU`s efficiency throughout its entire operational range. For the generation of the efficiency and noise graphs we set our loaders to auto mode through our custom-made software before trying thousands of possible load combinations

230V

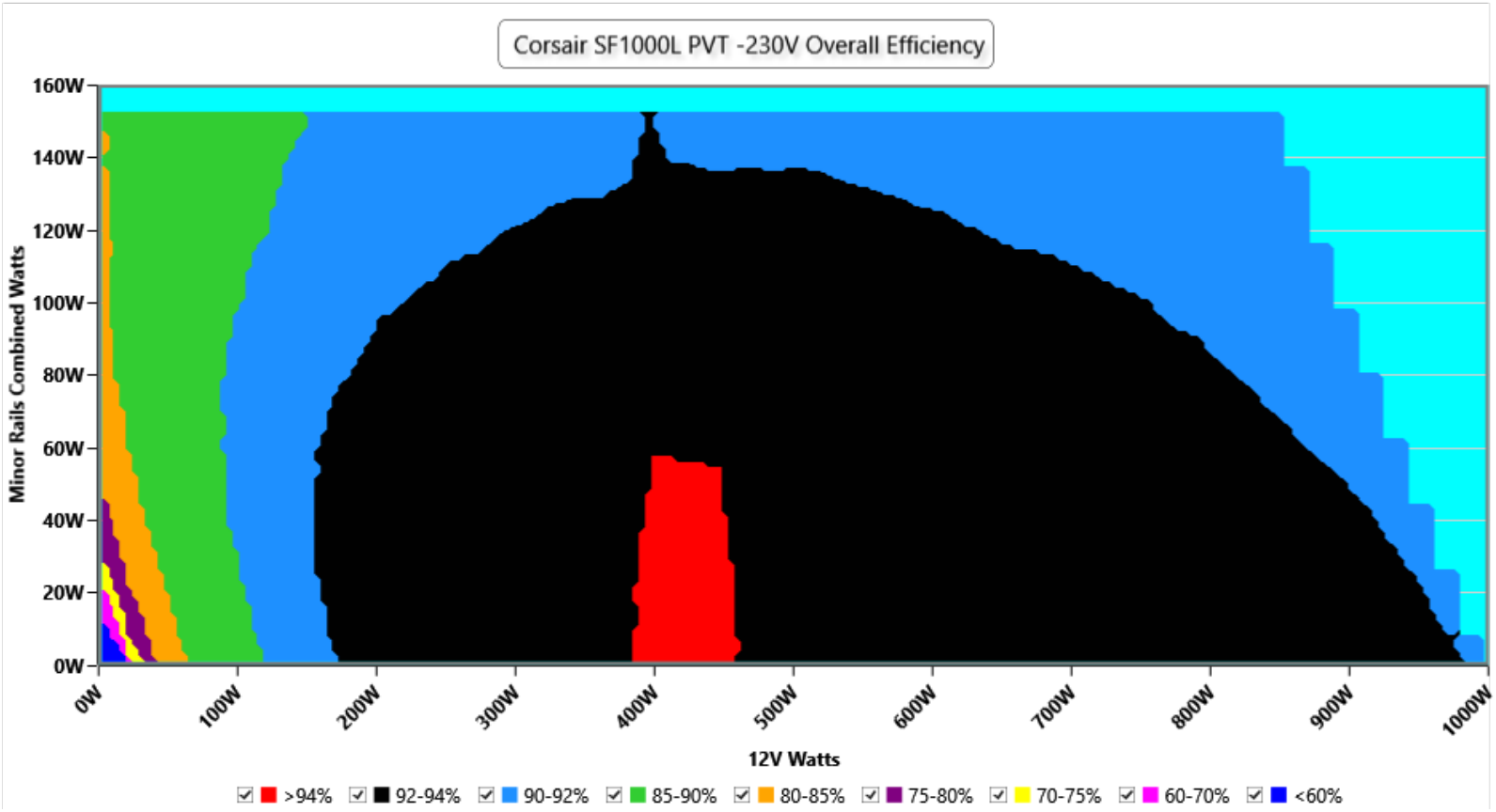

This graph depicts the PSU`s efficiency throughout its entire operational range. For the generation of the efficiency and noise graphs we set our loaders to auto mode through our custom-made software before trying thousands of possible load combinations

□□□□□

115V

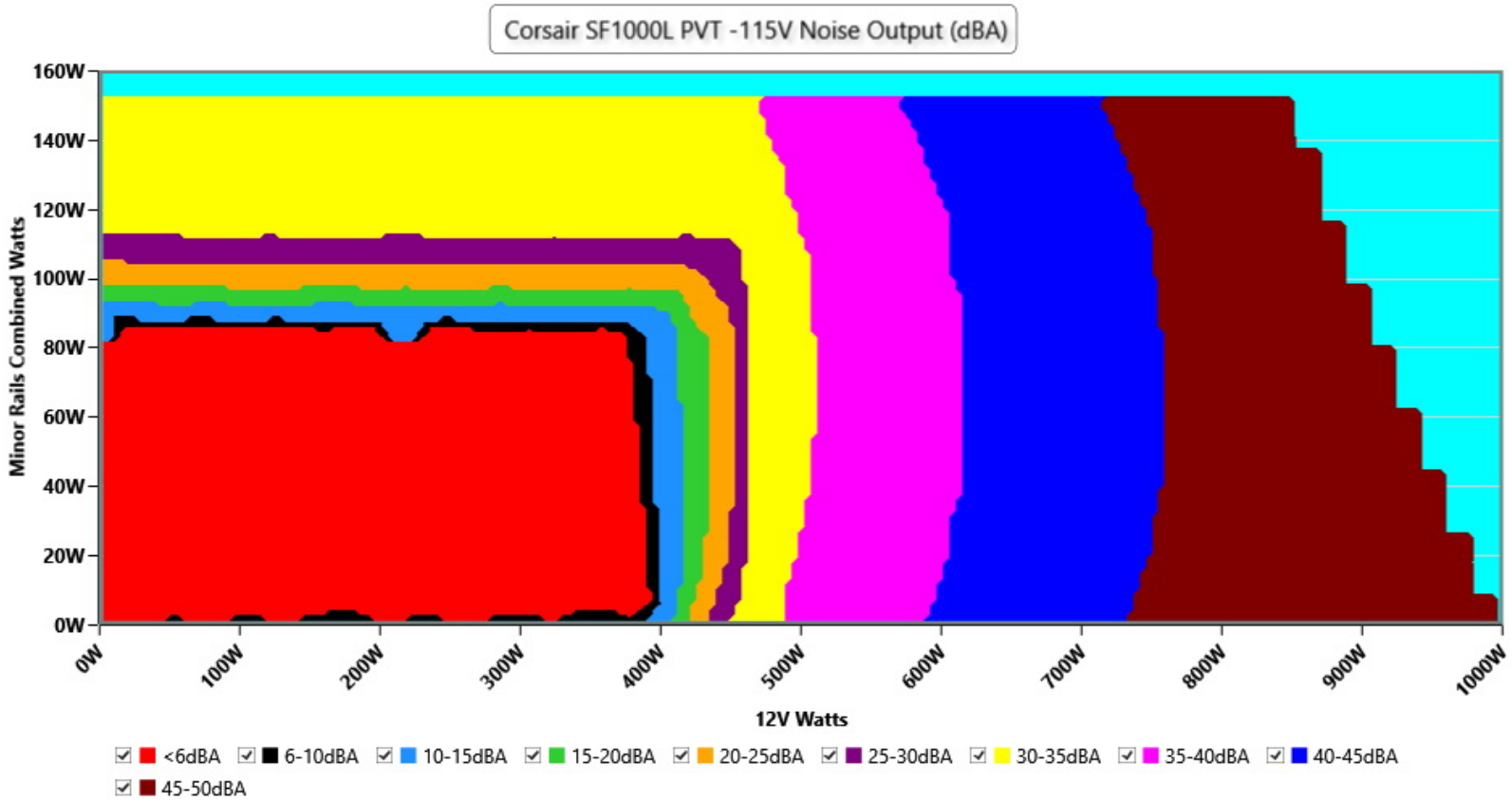

□□

The PSU`s noise in its entire operational range and under 30-32 °C ambient is depicted in this graph. The X axis represents the load on the +12V rail(s) while the Y axis is the load on the minor rails

230V

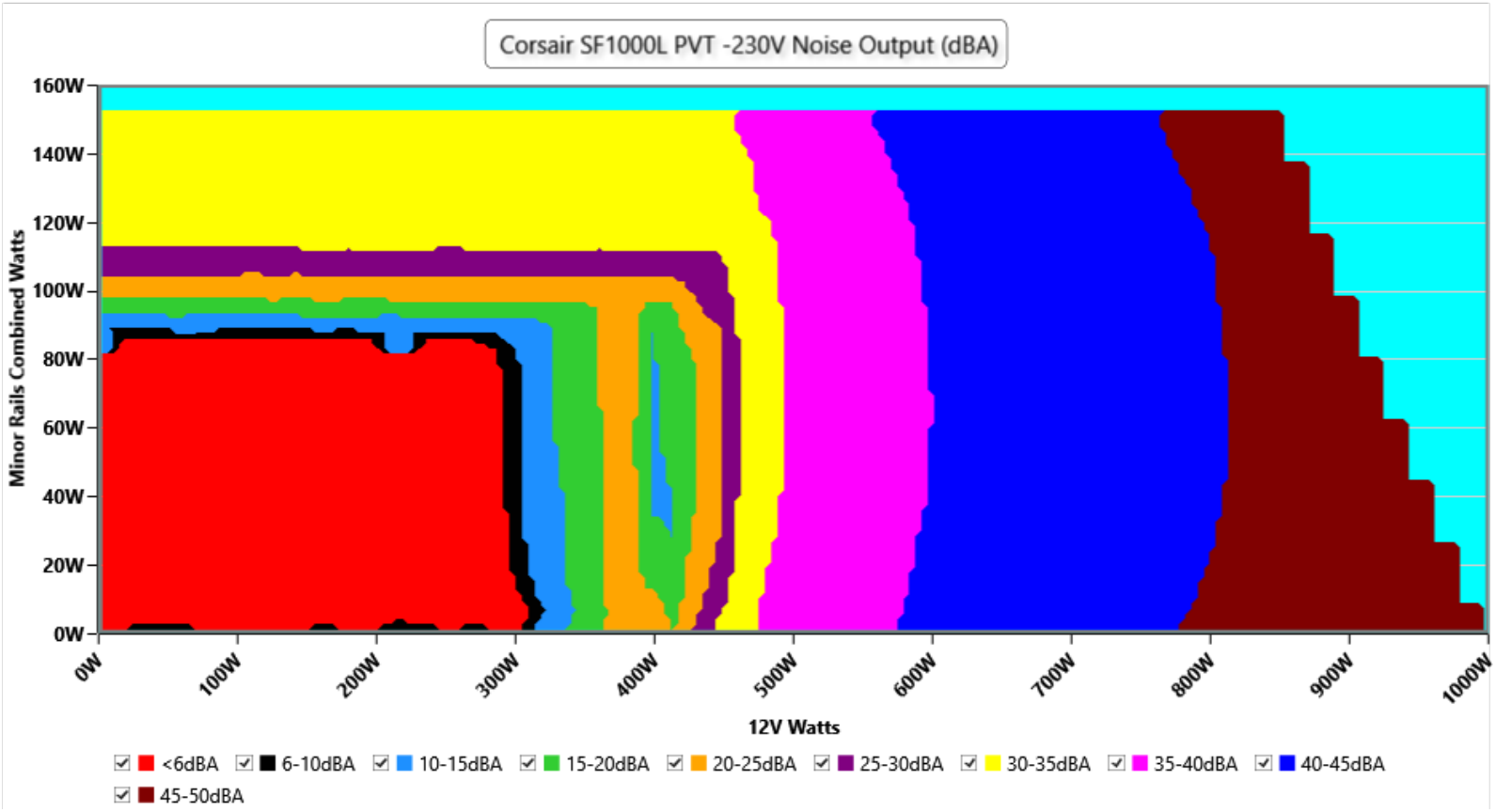

The PSU`s noise in its entire operational range and under 30-32 °C ambient is depicted in this graph. The X axis represents the load on the +12V rail(s) while the Y axis is the load on the minor rails

Noise under high ambient temperature (indicative)

115V

Load	Normal ambient fan · noise · intake	High ambient fan · noise · intake	Noise change
10%	0 RPM · <6.0 dB(A) · 44.8 °C	0 RPM · <6.0 dB(A) · 44.8 °C	fan off in both
20%	0 RPM · <6.0 dB(A) · 45.5 °C	0 RPM · <6.0 dB(A) · 45.5 °C	fan off in both
50%	1204 RPM · 34.2 dB(A) · 42.3 °C	1204 RPM · 34.2 dB(A) · 42.3 °C	**+0.0 dB(A)**
100%	2373 RPM · 50.4 dB(A) · 46.3 °C	2373 RPM · 50.4 dB(A) · 46.3 °C	**+0.0 dB(A)**

230V

Load	Normal ambient fan · noise · intake	High ambient fan · noise · intake	Noise change
10%	776 RPM · 19.9 dB(A) · 40.2 °C	776 RPM · 19.9 dB(A) · 40.2 °C	**+0.0 dB(A)**
20%	775 RPM · 19.9 dB(A) · 40.4 °C	775 RPM · 19.9 dB(A) · 40.4 °C	**+0.0 dB(A)**
50%	1377 RPM · 37.1 dB(A) · 42.3 °C	1377 RPM · 37.1 dB(A) · 42.3 °C	**+0.0 dB(A)**
100%	2386 RPM · 50.4 dB(A) · 45.5 °C	2386 RPM · 50.4 dB(A) · 45.5 °C	**+0.0 dB(A)**

INFO

Fan speed, noise and the measured intake temperature at 10, 20, 50 and 100 % load, from the two load regulation tests: at normal ambient (about 30-32 °C) and at high ambient (about 40-47 °C). These are stabilized readings at fixed loads, not averages over the certification sweep, so they are indicative of how the fan behaves when it is hot. "<6.0" is the floor of our sound meter, with the fan stopped; with the fan stopped, the intake sensor can read higher than the chamber air.

Informational. Not part of the ETA or LAMBDA rating.

Indicative Performance

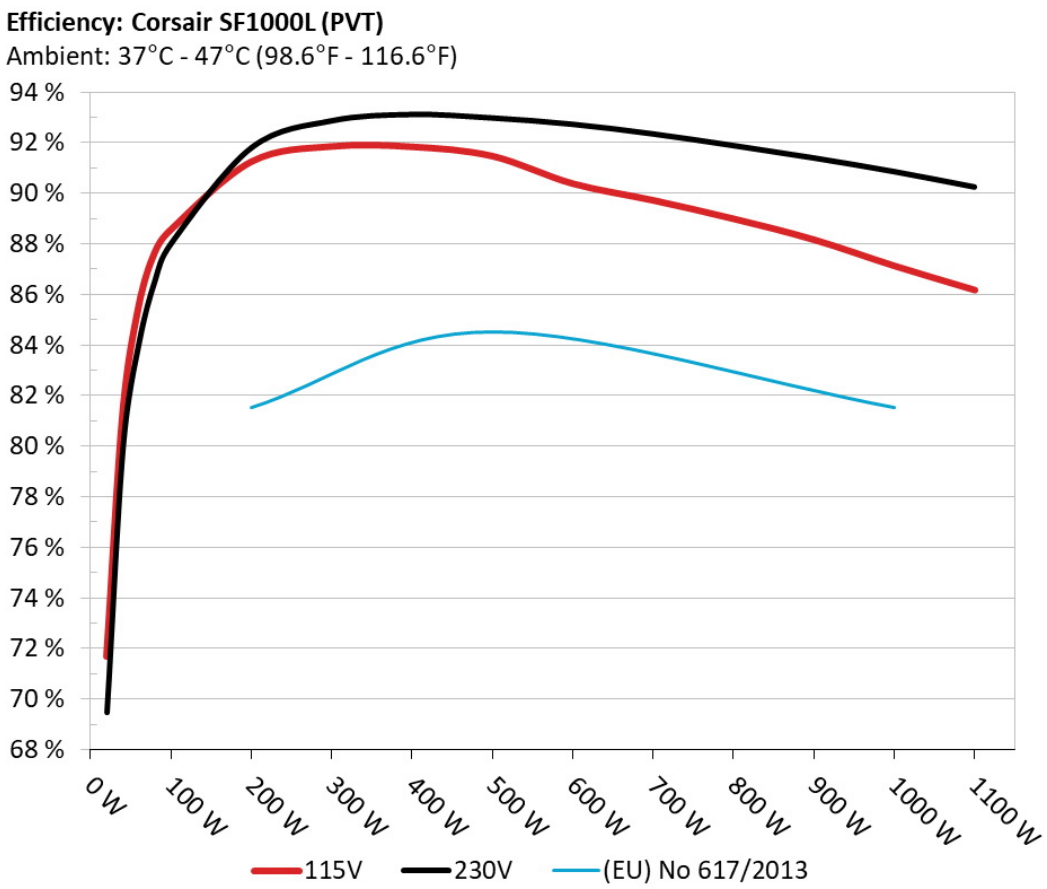

The PSU`s efficiency under high ambient temperatures with 115V and 230V input. For this graph the results of the 10-110% load regulation table are used

5Vsb□□□□

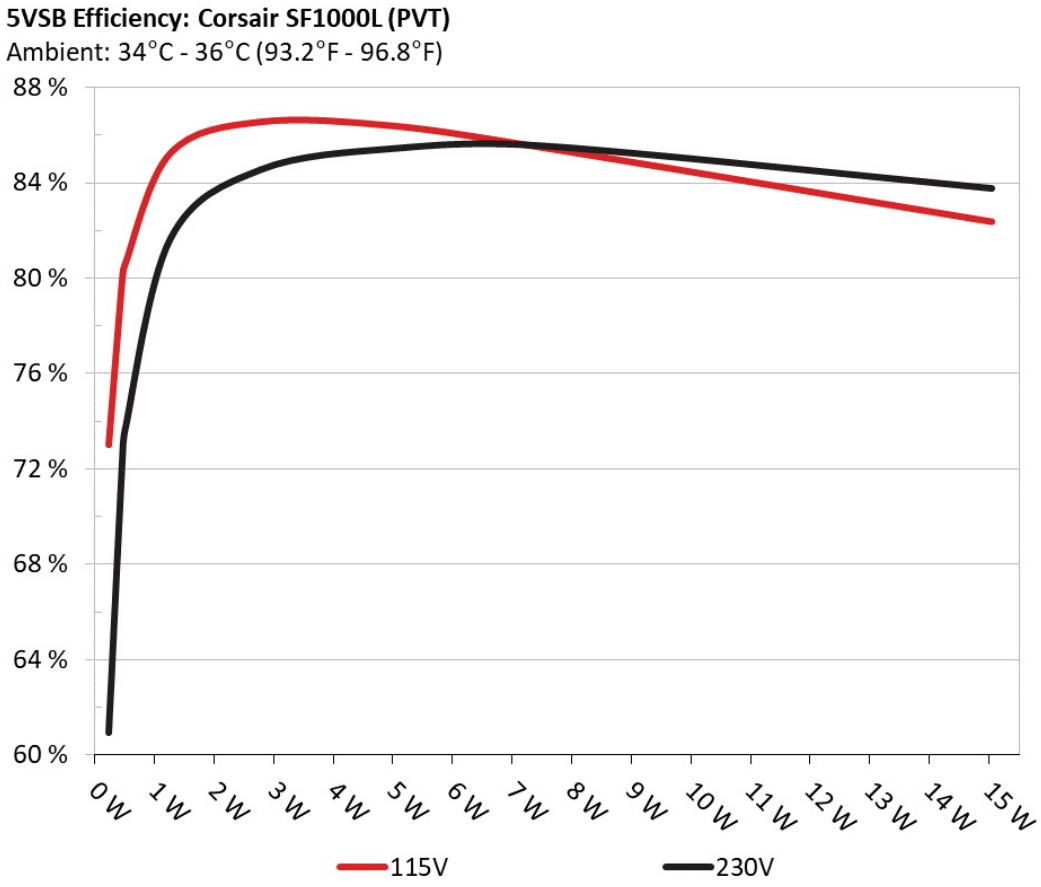

□□

This graph depicts the efficiency levels of the 5VSB rail with 115V and 230V input

□□□□ □□ 5Vsb □□ (ErP Lot3/6 & CEC)

115V

□□ #	5VSB	DC/AC (□)	□□	PF/AC □□
1	0.045A	0.227W	72.535%	0.03
	5.056V	0.313W		114.94V
2	0.09A	0.455W	79.515%	0.054
	5.055V	0.572W		114.94V
3	0.55A	2.777W	86.086%	0.249
	5.049V	3.226W		114.94V
4	1A	5.042W	85.907%	0.353
	5.042V	5.869W		114.94V
5	1.5A	7.552W	84.988%	0.405
	5.035V	8.885W		114.93V
6	3A	15.042W	81.894%	0.485
	5.014V	18.368W		114.92V

230V

□□ #	5VSB	DC/AC (□)	□□	PF/AC □□
1	0.045A	0.227W	60.428%	0.011
	5.056V	0.376W		229.9V
2	0.09A	0.455W	71.879%	0.018
	5.055V	0.634W		229.9V
3	0.55A	2.776W	84.045%	0.091
	5.048V	3.303W		229.9V
4	1A	5.04W	84.937%	0.154
	5.04V	5.933W		229.9V
5	1.5A	7.55W	85.035%	0.212
	5.033V	8.879W		229.89V
6	3A	15.038W	83.261%	0.316
	5.012V	18.061W		229.89V

Supplementary Tests (For Reference)

10-110%□□□□

115V

□□	12V	5V	3.3V	5VSB	DC/AC (□)	□□	□□□□ (RPM)	□□□□□□□ (dB[A])	□□ (□□ /□□)	PF/AC □□
10%	6.486A	1.969A	1.994A	0.991A	100.018	89.065%	0	<6.0	44.78°C	0.967
	12.090V	5.079V	3.31V	5.046V	112.293				40.5°C	114.91V
20%	13.995A	2.955A	2.993A	1.191A	199.98	91.76%	0	<6.0	45.52°C	0.966
	12.081V	5.077V	3.307V	5.036V	217.936				40.81°C	114.87V
30%	21.864A	3.45A	3.496A	1.393A	300.052	92.366%	535	7.4	41.11°C	0.978
	12.074V	5.073V	3.303V	5.027V	324.858				46.28°C	114.85V
40%	29.704A	3.943A	3.999A	1.595A	399.7	92.352%	806	21.2	41.72°C	0.985
	12.069V	5.073V	3.301V	5.017V	432.802				47.26°C	114.83V
50%	37.205A	4.929A	5.003A	1.798A	499.435	91.986%	1204	34.2	42.29°C	0.989
	12.066V	5.073V	3.298V	5.007V	542.943				48.27°C	114.8V
60%	44.726A	5.915A	6.008A	2A	599.952	90.893%	1751	43.4	42.63°C	0.991
	12.077V	5.073V	3.296V	4.996V	660.067				48.85°C	114.78V
70%	52.234A	6.905A	7.017A	2.207A	699.694	90.231%	1936	45.6	43.41°C	0.993
	12.072V	5.071V	3.293V	4.986V	775.442				50.43°C	114.77V
80%	59.814A	7.895A	8.025A	2.311A	799.717	89.501%	2120	48.3	43.76°C	0.994
	12.067V	5.069V	3.289V	4.977V	893.533				51.86°C	114.74V
90%	67.728A	8.389A	8.519A	2.416A	899.499	88.676%	2314	49.7	44.3°C	0.995
	12.063V	5.067V	3.287V	4.968V	1014.367				53.43°C	114.71V
100%	75.439A	8.884A	9.044A	3.031A	999.532	87.638%	2373	50.4	46.31°C	0.995
	12.061V	5.067V	3.284V	4.95V	1140.523				56.39°C	114.68V
110%	83.080A	9.873A	10.148A	3.036A	1100.146	86.673%	2365	50.4	47.11°C	0.996
	12.058V	5.066V	3.281V	4.941V	1269.317				58°C	114.64V
CL1	0.116A	17.818A	18.026A	0A	151.325	83.453%	1772	43.6	42.84°C	0.964
	12.088V	5.07V	3.306V	5.046V	181.335				48.33°C	114.9V

CL2	0.116A	19.73A	0A	0A	101.427	82.91%	1323	36.0	43.61°C	0.966
	12.096V	5.07V	3.314V	5.059V	122.337				50.65°C	114.91V
CL3	0.115A	0A	19.956A	0A	67.383	79.109%	1462	38.8	44°C	0.947
	12.094V	5.083V	3.307V	5.055V	85.179				52.19°C	114.91V
CL4	82.905A	0A	0A	0A	999.906	88.645%	2264	49.1	45.94°C	0.995
	12.061V	5.073V	3.287V	5.009V	1128.006				55.89°C	114.69V

The results above are not used in the certification process

230V

□□	12V	5V	3.3V	5VSB	DC/AC (□)	□□	□□□□ (RPM)	□□□□□□□ (dB[A])	□□ (□□ /□□)	PF/AC □□
10%	6.470A	1.97A	1.994A	0.991A	100.018	88.519%	776	19.9	40.2°C	0.861
	12.121V	5.077V	3.31V	5.045V	112.994				44.59°C	229.88V
20%	13.963A	2.956A	2.994A	1.191A	199.969	92.297%	775	19.9	40.39°C	0.924
	12.108V	5.075V	3.307V	5.036V	216.656				45.06°C	229.87V
30%	21.828A	3.449A	3.496A	1.392A	300.016	93.359%	739	18.1	41.12°C	0.947
	12.093V	5.073V	3.304V	5.028V	321.358				46.52°C	229.86V
40%	29.656A	3.942A	3.998A	1.594A	399.634	93.606%	1201	34.1	41.58°C	0.956
	12.086V	5.074V	3.301V	5.018V	426.93				47.42°C	229.85V
50%	37.154A	4.929A	5.003A	1.797A	499.363	93.47%	1377	37.1	42.32°C	0.964
	12.081V	5.072V	3.298V	5.008V	534.246				48.66°C	229.84V
60%	44.720A	5.917A	6.009A	2A	599.873	93.22%	1617	41.3	42.59°C	0.97
	12.077V	5.071V	3.295V	4.998V	643.504				49.49°C	229.82V
70%	52.226A	6.905A	7.017A	2.205A	699.606	92.84%	1853	44.5	43.64°C	0.973
	12.072V	5.07V	3.293V	4.988V	753.555				51.15°C	229.81V
80%	59.803A	7.895A	8.024A	2.31A	799.625	92.379%	2073	47.9	44.32°C	0.976
	12.068V	5.068V	3.29V	4.979V	865.591				52.35°C	229.8V
90%	67.715A	8.389A	8.517A	2.415A	899.399	91.892%	2268	49.2	44.7°C	0.979
	12.064V	5.067V	3.287V	4.971V	978.755				53.79°C	229.79V
100%	75.426A	8.883A	9.042A	3.029A	999.422	91.354%	2386	50.4	45.54°C	0.981
	12.062V	5.067V	3.284V	4.953V	1094.011				55.58°C	229.77V

110%	83.071A	9.872A	10.146A	3.034A	1100.044	90.743%	2379	50.4	46.87°C	0.983
	12.058V	5.066V	3.281V	4.944V	1212.266				57.81°C	229.76V
CL1	0.116A	17.817A	18.024A	0A	151.311	85.112%	1665	42.0	42.96°C	0.91
	12.088V	5.069V	3.306V	5.048V	177.781				48.42°C	229.88V
CL2	0.115A	19.732A	0A	0A	101.416	82.462%	1546	40.5	43.92°C	0.873
	12.124V	5.069V	3.314V	5.06V	122.981				50.99°C	229.88V
CL3	0.115A	0A	19.957A	0A	67.382	78.106%	1462	38.8	44.34°C	0.819
	12.117V	5.082V	3.307V	5.056V	86.27				52.54°C	229.88V
CL4	82.899A	0A	0A	0A	999.945	91.977%	2291	49.4	45.67°C	0.98
	12.062V	5.073V	3.287V	5.009V	1087.166				55.66°C	229.77V

The results above are not used in the certification process

20-80□□□□□

115V

□□	12V	5V	3.3V	5VSB	DC/AC (□)	□□	□□□□ (RPM)	□□□□□□□ (dB[A])	□□ (□□ /□□)	PF/AC □□
20W	1.228A	0.492A	0.498A	0.197A	20.004	72.156%	0	<6.0	39.7°C	0.845
	12.095V	5.079V	3.313V	5.065V	27.721				36.58°C	114.92V
40W	2.704A	0.689A	0.697A	0.296A	40.004	81.802%	0	<6.0	40.64°C	0.914
	12.095V	5.08V	3.313V	5.062V	48.903				37.39°C	114.92V
60W	4.178A	0.886A	0.897A	0.395A	60.004	86.043%	0	<6.0	42.35°C	0.938
	12.094V	5.08V	3.313V	5.058V	69.736				38.59°C	114.91V
80W	5.651A	1.083A	1.096A	0.495A	79.965	88.163%	0	<6.0	43.49°C	0.954
	12.092V	5.08V	3.312V	5.055V	90.701				39.53°C	114.91V

The results above are not used in the certification process

230V

□□	12V	5V	3.3V	5VSB	DC/AC (□)	□□	□□□□ (RPM)	□□□□□□□ (dB[A])	□□ (□□ /□□)	PF/AC □□
20W	1.216A	0.492A	0.498A	0.197A	20.007	69.98%	0	<6.0	39.75°C	0.529
	12.218V	5.077V	3.313V	5.066V	28.591				36.64°C	229.89V
40W	2.694A	0.689A	0.697A	0.296A	40.009	80.453%	508	6.2	37.08°C	0.68
	12.140V	5.078V	3.313V	5.062V	49.734				40.44°C	229.88V
60W	4.172A	0.886A	0.897A	0.396A	60.011	84.6%	603	10.4	38.92°C	0.778
	12.115V	5.079V	3.312V	5.058V	70.931				42.5°C	229.88V
80W	5.640A	1.083A	1.096A	0.495A	79.977	87.069%	692	15.1	39.05°C	0.828
	12.117V	5.079V	3.312V	5.054V	91.853				42.92°C	229.88V

The results above are not used in the certification process

□□□□

115V

Test	12V	5V	3.3V	5VSB	Pass/Fail
10% Load	6.88mV	5.82mV	5.37mV	3.07mV	Pass
20% Load	9.18mV	8.17mV	7.72mV	3.27mV	Pass
30% Load	8.42mV	6.64mV	6.29mV	3.53mV	Pass
40% Load	8.57mV	7.41mV	6.80mV	4.20mV	Pass
50% Load	9.03mV	8.38mV	7.42mV	4.76mV	Pass
60% Load	10.56mV	9.09mV	9.61mV	5.63mV	Pass
70% Load	10.34mV	9.04mV	8.84mV	6.19mV	Pass
80% Load	10.64mV	10.52mV	10.48mV	6.75mV	Pass
90% Load	11.41mV	11.59mV	10.53mV	7.06mV	Pass
100% Load	17.84mV	14.00mV	11.69mV	7.68mV	Pass
110% Load	18.53mV	12.60mV	12.73mV	8.08mV	Pass
Crossload1	12.32mV	14.52mV	12.59mV	12.55mV	Pass
Crossload2	10.49mV	10.93mV	7.98mV	10.24mV	Pass

Test	12V	5V	3.3V	5VSB	Pass/Fail
Crossload3	9.47mV	9.81mV	9.51mV	11.36mV	Pass
Crossload4	16.60mV	8.43mV	10.05mV	9.58mV	Pass

The results above are not used in the certification process

230V

Test	12V	5V	3.3V	5VSB	Pass/Fail
10% Load	10.37mV	6.23mV	5.68mV	3.12mV	Pass
20% Load	13.99mV	5.82mV	6.96mV	3.23mV	Pass
30% Load	9.90mV	7.10mV	6.80mV	3.79mV	Pass
40% Load	11.08mV	6.89mV	7.11mV	4.20mV	Pass
50% Load	11.94mV	17.01mV	16.31mV	4.96mV	Pass
60% Load	11.02mV	9.96mV	9.67mV	5.94mV	Pass
70% Load	11.18mV	9.04mV	9.36mV	6.50mV	Pass
80% Load	10.97mV	10.47mV	10.74mV	6.24mV	Pass
90% Load	11.46mV	12.26mV	10.28mV	6.96mV	Pass
100% Load	18.36mV	13.76mV	12.21mV	7.41mV	Pass
110% Load	19.30mV	13.47mV	12.97mV	7.33mV	Pass
Crossload1	18.27mV	15.07mV	12.73mV	11.92mV	Pass
Crossload2	13.12mV	10.42mV	8.44mV	9.31mV	Pass
Crossload3	12.20mV	9.50mV	10.84mV	10.18mV	Pass
Crossload4	17.42mV	8.45mV	9.74mV	9.50mV	Pass

The results above are not used in the certification process



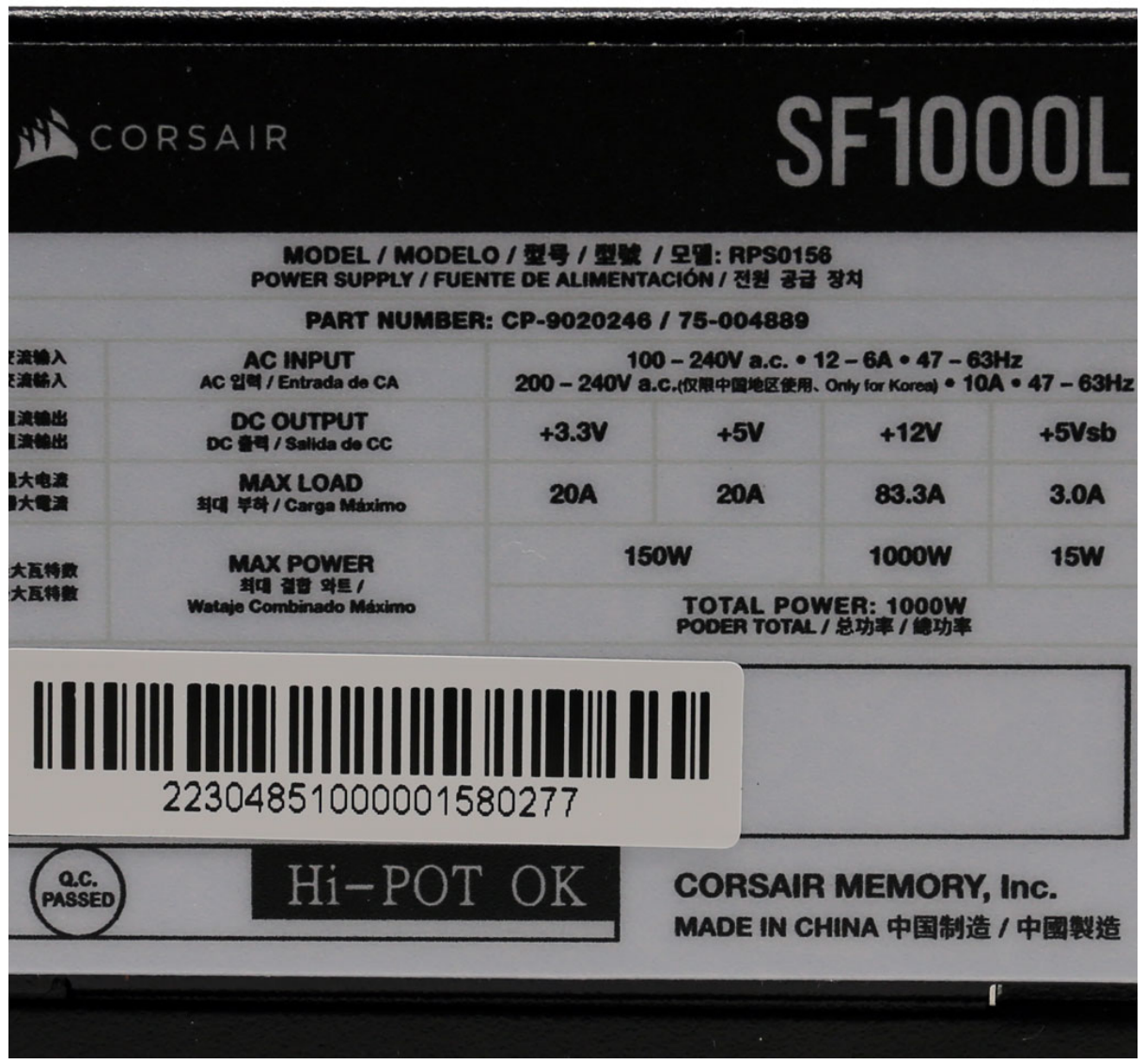

Corsair SF1000L

Top side

Power specifications label

本测试报告中包含的所有数据和图表均可在以下条件下由任何人使用：使用过程需提及测试结果由Cybenetics提供。
在任何情况下都应提供原始测试结果文档的网站链接

Cybenetics 提供自愿性认证计划：电源方面有 ETA (效率)、LAMBDA (噪声) 与 SAFE (安全与正确运行)；散热产品方面有 DELTA (机箱隔音) 与 PHI (风扇风量与静压)

CYBENETICS LTD Syrou 6, Latsia, 2231, Nicosia Cyprus

www.cybenetics.com - info@cybenetics.com