Make It Yours.

Cooler Master V750i Gold

Lab ID CM75002167

Certification ID 252167

Test Result Report ID: 23PS2167A

Certificate Issue Date: Apr 5, 2023

Scheme: ETA-EMI PSU

115V



230V



115V



230V



Scheme: LAMBDA PSU



Outside Validation Scope



General Information

Test Equipment

Electronic Loads	Chroma 63601-5 x2 Chroma 63600-2 Chroma 63640-80-80 x10 Chroma 63610-80-20
AC Sources	Chroma 6530, APM SP300VAC4000W-P, GW Instek ASR-3500
Power Analyzers	Rohde & Schwarz HMC8015 & NPA701
Oscilloscopes	Picoscope 4444, Siglent SDS2104X PLUS
Sound Analyzer	Bruel & Kjaer 2270 G4
Microphone	Bruel & Kjaer Type 4955-A
Temperature Logger	Picoscope TC-08
Tachometer	UNI-T UT372
Multimeters	Keysight 34465A
EMI Analyzer	TekBox TBMR-110M-EU
Isolation Transformer	4kVA
UPS	FSP Champ Tower 3kVA, CyberPower OLS3000E 3kVA
Testing Methodology	Cybenetics PSU Test Protocol

DUT Information(Non-accredited measurements)

Product Identification Details	
Brand	Cooler Master
Model	V750i Gold
OEM/ODM	Chicony Power
Serial Number	
Product Specifications	
Manufacturer-Provided Information	
□□□□ (Vrms)	100-240
□□□□ (Arms)	10-6

□□□□ (Hz)	50-60
□□□□ (W)	750
Operating Temperature (Continuous Full Load) (°C)	
□□	ATX12V
□□□□	Fully Modular
Warranty	-
Cybenetics Measurements	
Dimensions (W x H x D)	
Weight	
□□	135mm Fluid Dynamic Bearing Fan (YY14025M12B)
□□□□□	✓
Cybenetics Testing Information	
Lab ID	CM75002167
Date of receipt	Mar 28, 2023
Testing Date	Apr 5, 2023
Report Issued Date	Apr 5, 2023
Engineer Name	-
Authorized By the Laboratory Technical Manager	Aristeidis Bitziopoulos
Signature	

□□□□□ (Non-accredited measurements)

□□□□□				
□□	□□□□	□□□□□□	Gauge	In Cable Capacitors
ATX □□ 20+4 pin (650mm)	1	1	18-22AWG	□
4+4 pin EPS 12V □□ (650mm)	1	1	18AWG	□
8 pin EPS 12V □□ (650mm)	1	1	18AWG	□
6+2pin PCIe□□ (550mm)	3	3	16-18AWG	□
12+4 pin PCIe (650mm) (300W)	1	1	16-24AWG	□
SATA□□ (500mm+120mm+120mm+120mm)	3	12	18AWG	□
□ 4pin Molex□□ (400mm+120mm+120mm+120mm)	1	4	18AWG	□

Motherboard USB Cable (810mm)	1	1	24AWG	□
AC Power Cord (1400mm) - C13 coupler	1	1	14AWG	-

□□□□

□		3.3V	5V	12V	5VSB	-12V
□□□□	□□	20	20	62.5	3	0.3
	□	120		750	15	3.6
□□□□□ (W)		750				

Parts Description

General Data	-
Manufacturer (OEM)	Chicony Power
PCB Type	Double Sided
Primary Side	-
Transient Filter	4x Y caps, 2x X caps, 2x CM chokes, 1x MOV
Inrush Protection	1x NTC Thermistor JNR15S100L (10 Ohm) & Relay
Bridge Rectifier(s)	2x Diodes GBU15JL (600V, 15A @ 115°C)
APFC MOSFETs	2x Infineon IPP60R120P7 (600V, 16A @ 100°C, Rds(on): 0.120Ohm) & 1x Champion CM03X (reduce the no load consumption)
APFC Boost Diode	1x CREE C6D08065A (650V, 8A @ 155°C)
Bulk Cap(s)	1x Rubycon (450V, 680uF, 3,000h @ 105°C, MXK)
Main Switchers	2x Infineon IPA60R120P7 (600V, 16A @ 100°C, Rds(on): 0.120Ohm)
APFC Controller	Infineon ICE2PCS01G
Resonant Controller	MPS HR100A
Topology	Primary side: APFC, Half-Bridge & LLC converter Secondary side: Synchronous Rectification & DC-DC converters
Secondary Side	-
+12V MOSFETs	-
5V & 3.3V	DC-DC Converters: 4x Alpha & Omega AON6144 (40V, 89A @ 100°C, Rds(on): 2.4mOhm) PWM Controller(s): ANPEC APW7159C
Filtering Capacitors	Electrolytic:3x Nippon Chemi-Con (2-5,000h @ 105°C, KZE), 2x Nichicon (5-6,000h @ 105°C, HV), 1x Nichicon (2-4,000h @ 105°C, HD), 2x Rubycon (6-10,000h @ 105°C, ZLH) Polymer: 11x Nippon Chemi-Con, 7x FPCAP, 10x NIC, 2x Nichicon

Supervisor IC	Weltrend WT7502R
ARM Microcontroller	Nuvoton M032EC1AE (USB connectivity & Fan control)
Fan Model	Snowfan YY14025M12B (135mm, 12V, 0.40A, Fluid Dynamic Bearing Fan)
5VSB Circuit	-
Rectifier	STMicroelectronics STD4N80K5 FET(800V, 1.7A @ 100°C, Rds(on): 2.5Ohm) &1x Advanced Power AP6N6R5LMT-L FET (60V, 16.9A @ 70°C, Rds(on): 6.5mOhm)
Standby PWM Controller	OnSemiconductor NCP12400
-12V Circuit	-
Rectifier	UTC LM7912L (-12V, 1A)

Test Results

Temperature & Compliance Info

□□□□ (°C /°F)	28-32 / 82.4-89.6
□□ ErP Lot3/6□□	✓
□□ (EU) No 617/2013□□	✓
ALPM (Alternative Low Power Mode) compatible	✓
ATX v3.0 Compliance	✓

Performance Summary

115V

Accredited	
□□□□ (>1450 load combinations)	89.578%
Average Noise Output (>1450 Load Combinations)	22.80dBA
PF□□□ (>1450 Load Combinations)	0.991
Efficiency With 10W (≤500W) or 2% (>500W) Load	72.803%
□□□□□□	0.0474W
Non-Accredited	
12V Ripple (Full Load)	23.51mV
5V Ripple (Full Load)	18.18mV
3.3V Ripple (Full Load)	21.88mV

5VSB Ripple (Full Load)	27.61mV
12V Load Regulation	0.53%
5V Load Regulation	0.88%
3.3V Load Regulation	0.61%
5VSB Load Regulation	3.49%
Inrush Current	23.140A

230V

Accredited		
□□□□ (>1450 load combinations)		91.487%
Average Noise Output (>1450 Load Combinations)		22.82dBA
PF□□□ (>1450 Load Combinations)		0.952
Efficiency With 10W (≤500W) or 2% (>500W) Load		69.992%
□□□□□□		0.1291W
Non-Accredited		
12V Ripple (Full Load)		23.63mV
5V Ripple (Full Load)		19.31mV
3.3V Ripple (Full Load)		21.97mV
5VSB Ripple (Full Load)		28.24mV
12V Load Regulation		0.53%
5V Load Regulation		0.84%
3.3V Load Regulation		0.58%
5VSB Load Regulation		3.43%
Inrush Current		78.310A
12V Transient Response (200%)		11.50V
5V Transient Response (200%)		4.963V
3.3V Transient Response (200%)		3.212V
5VSB Transient Response (200%)		4.923V
□□□□ & PG□□		31.60ms
AC Loss to PWR_OK Hold Up Time		22.50ms
PWR_OK Inactive to DC Loss Delay		9.10ms
PSU Timings: T1 (20% / 100%)	56.5ms	51.5ms

PSU Timings: T3 (20% / 100%)	129.0ms	128.0ms
OPP (27.97°C / 39.60°C)	122.77%	120.61%

□□□□ & PG□□

Hold-Up Time (ms)	31.6
AC Loss to PWR_OK Hold Up Time (ms)	22.5
PWR_OK Inactive to DC Loss Delay (ms)	9.1

□□□□

Tables

115V

Detailed Results						
	Average	Min	Limit Min	Max	Limit Max	Result
Mains Voltage RMS:	115.12 V	115.11 V	113.85 V	115.15 V	116.15 V	PASS
Mains Frequency:	60.00 Hz	59.95 Hz	59.40 Hz	60.01 Hz	60.60 Hz	PASS
Mains Voltage CF:	1.415	1.415	1.340	1.416	1.490	PASS
Mains Voltage THD:	0.13 %	0.10 %	N/A	0.15 %	2.00 %	PASS
Real Power:	0.047 W	0.011 W	N/A	0.070 W	N/A	N/A
Apparent Power:	6.968 W	6.962 W	N/A	6.986 W	N/A	N/A
Power Factor:	0.009	N/A	N/A	N/A	N/A	N/A

230V

Detailed Results						
	Average	Min	Limit Min	Max	Limit Max	Result
Mains Voltage RMS:	230.25 V	230.22 V	227.70 V	230.31 V	232.30 V	PASS
Mains Frequency:	50.00 Hz	50.00 Hz	49.50 Hz	50.01 Hz	50.50 Hz	PASS
Mains Voltage CF:	1.415	1.415	1.340	1.415	1.490	PASS

Mains Voltage THD:	0.14 %	0.13 %	N/A	0.16 %	2.00 %	PASS
Real Power:	0.129 W	0.117 W	N/A	0.141 W	N/A	N/A
Apparent Power:	23.260 W	23.238 W	N/A	23.277 W	N/A	N/A
Power Factor:	0.005	N/A	N/A	N/A	N/A	N/A

□□□□□□

115V

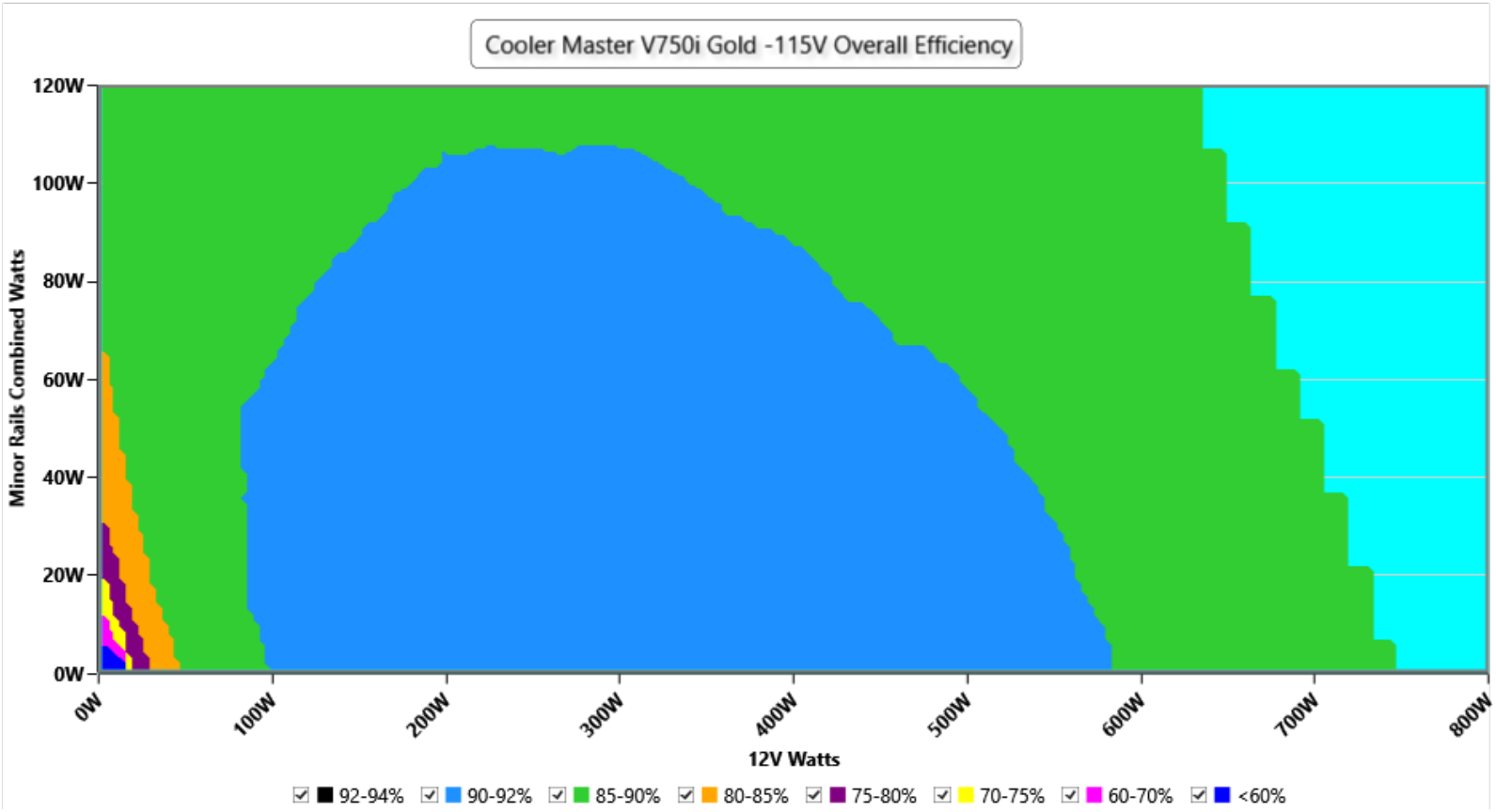

□□

This graph depicts the PSU`s efficiency throughout its entire operational range. For the generation of the efficiency and noise graphs we set our loaders to auto mode through our custom-made software before trying thousands of possible load combinations

230V

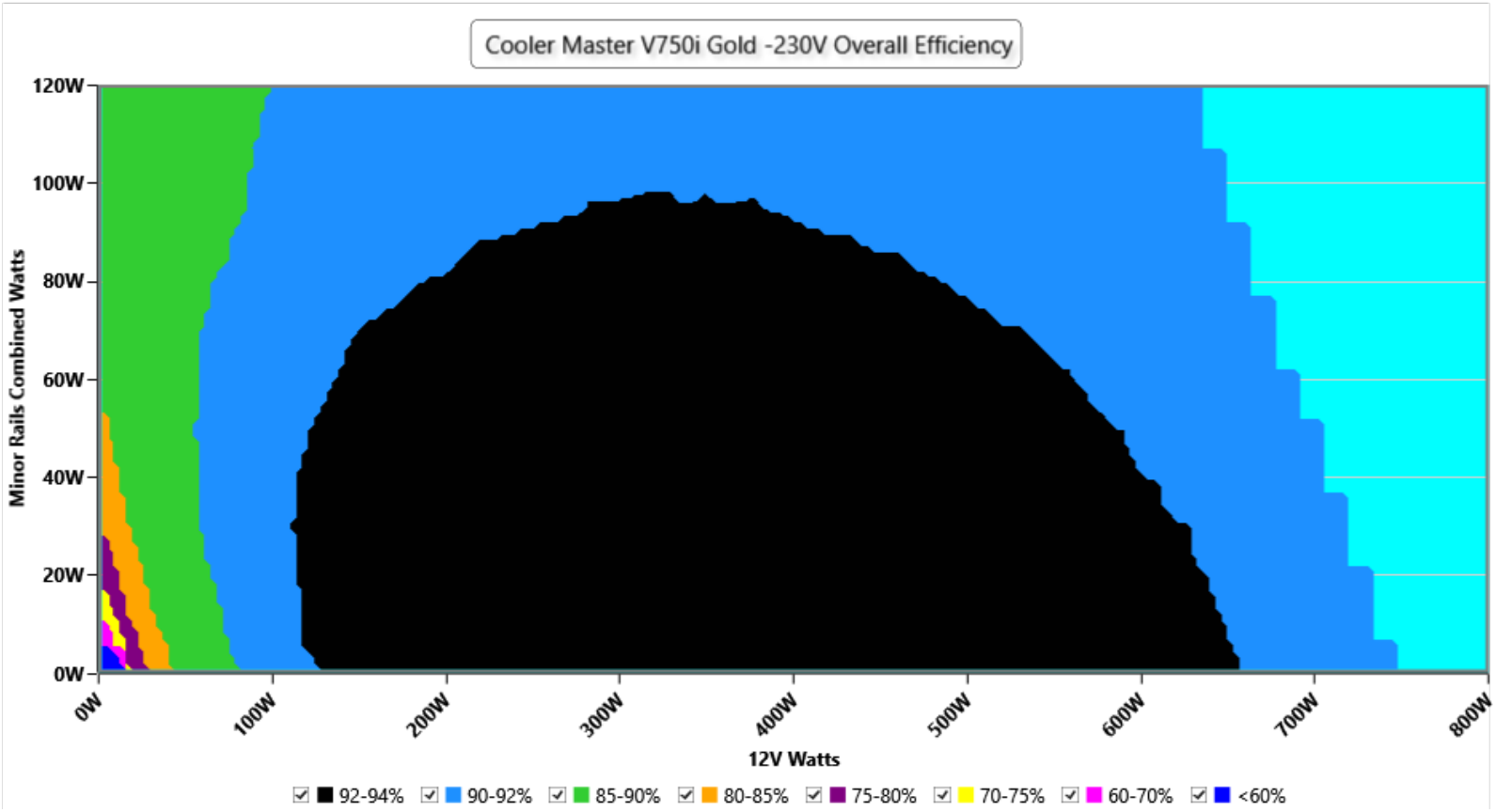

This graph depicts the PSU`s efficiency throughout its entire operational range. For the generation of the efficiency and noise graphs we set our loaders to auto mode through our custom-made software before trying thousands of possible load combinations

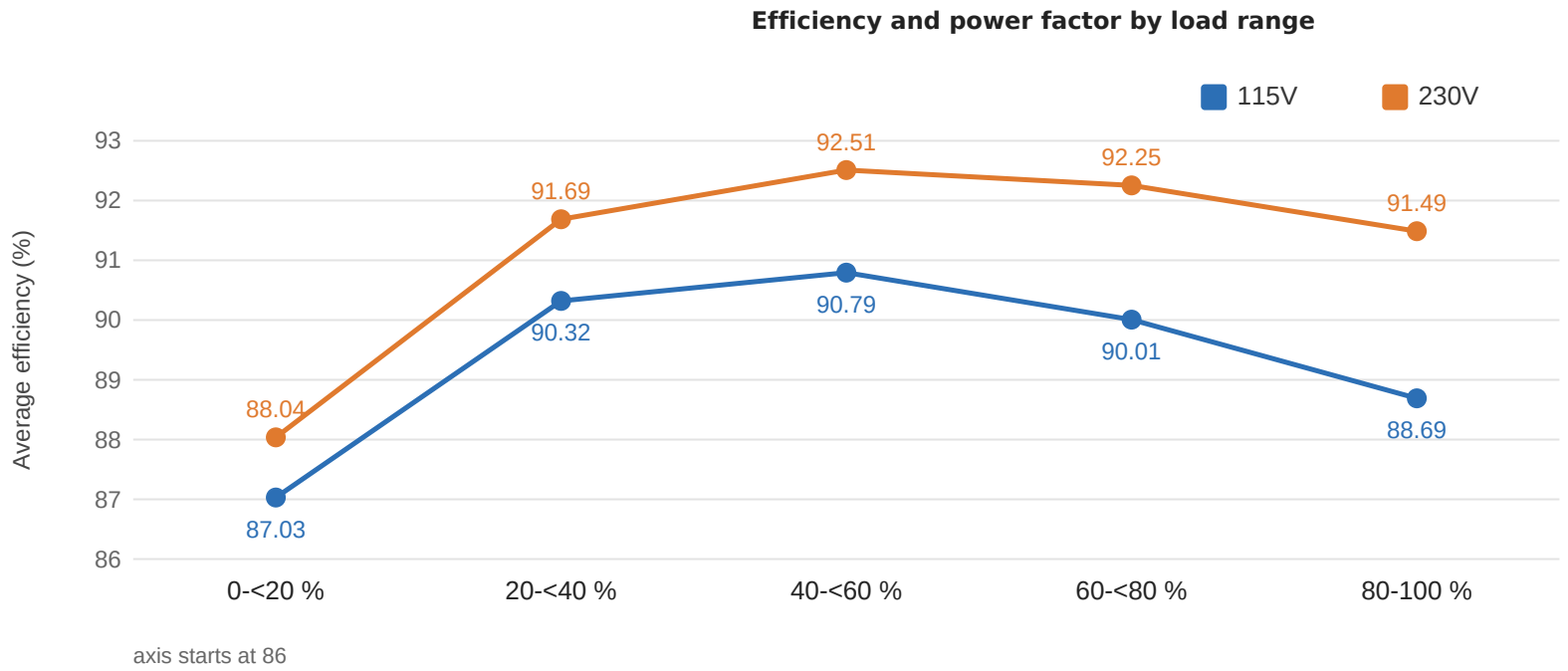

axis starts at 86

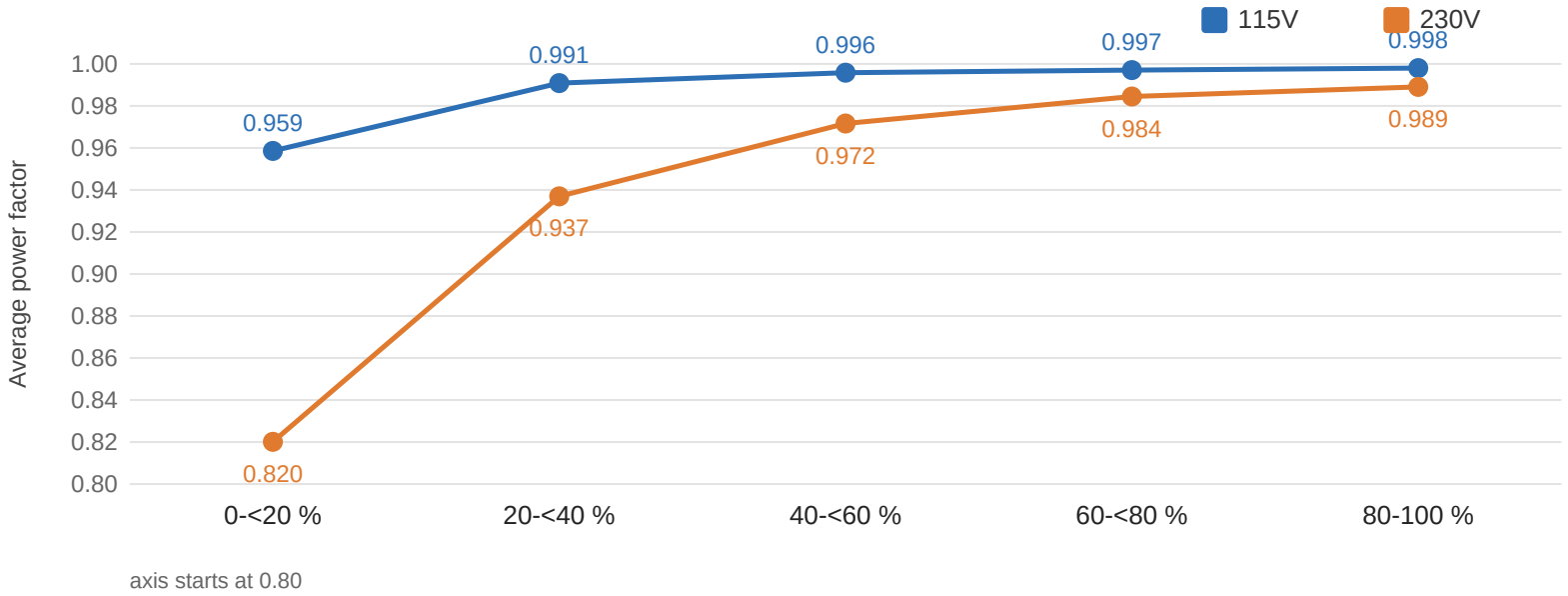

axis starts at 0.80

Load range	Points	Efficiency 115V	Efficiency 230V	PF 115V	PF 230V
0-<20 %	185 / 185	87.03%	88.04%	0.959	0.820
20-<40 %	320 / 320	90.32%	91.69%	0.991	0.937
40-<60 %	320 / 320	90.79%	92.51%	0.996	0.972
60-<80 %	322 / 322	90.01%	92.25%	0.997	0.984
80-100 %	330 / 330	88.69%	91.49%	0.998	0.989
70-100 % (High-Load)	490 / 490	89.03%	91.69%	0.998	0.988
All (published average)	1477 / 1477	89.58%	91.49%	0.991	0.952

INFO

The average efficiency and power factor in five ranges of load. Calculated from the 1477 (115V) and 1477 (230V) load combinations of the certification sweep, the same data that ETA and LAMBDA use (test 0 excluded). Load is the total DC output as a share of the rated 750 W. These are plain averages of the valid readings, as for the ETA rating, so the ranges combined give back the published averages.

Informational. Not part of the ETA or LAMBDA rating.

□□□□□

115V

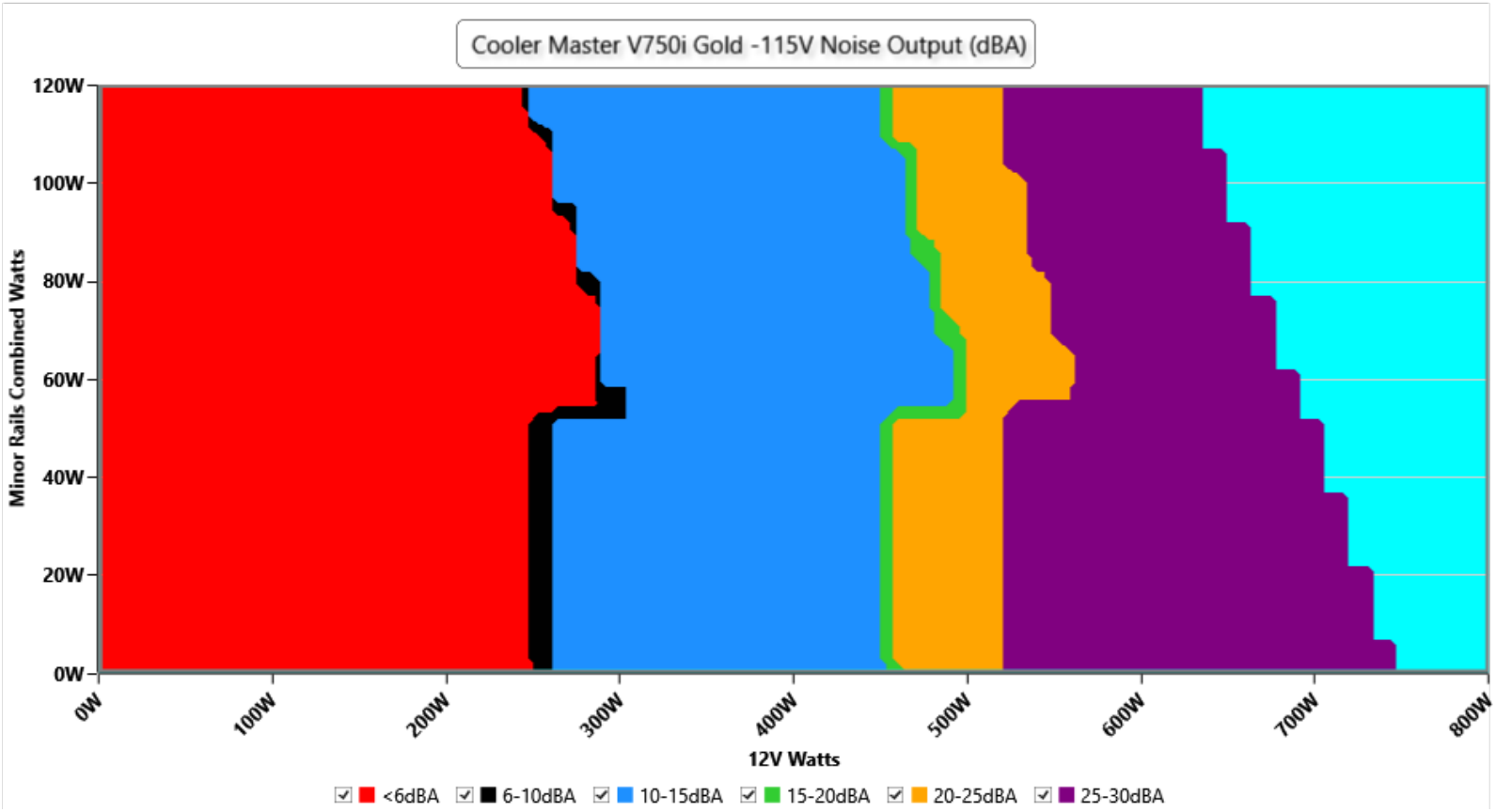

□□

The PSU`s noise in its entire operational range and under 30-32 °C ambient is depicted in this graph. The X axis represents the load on the +12V rail(s) while the Y axis is the load on the minor rails

230V

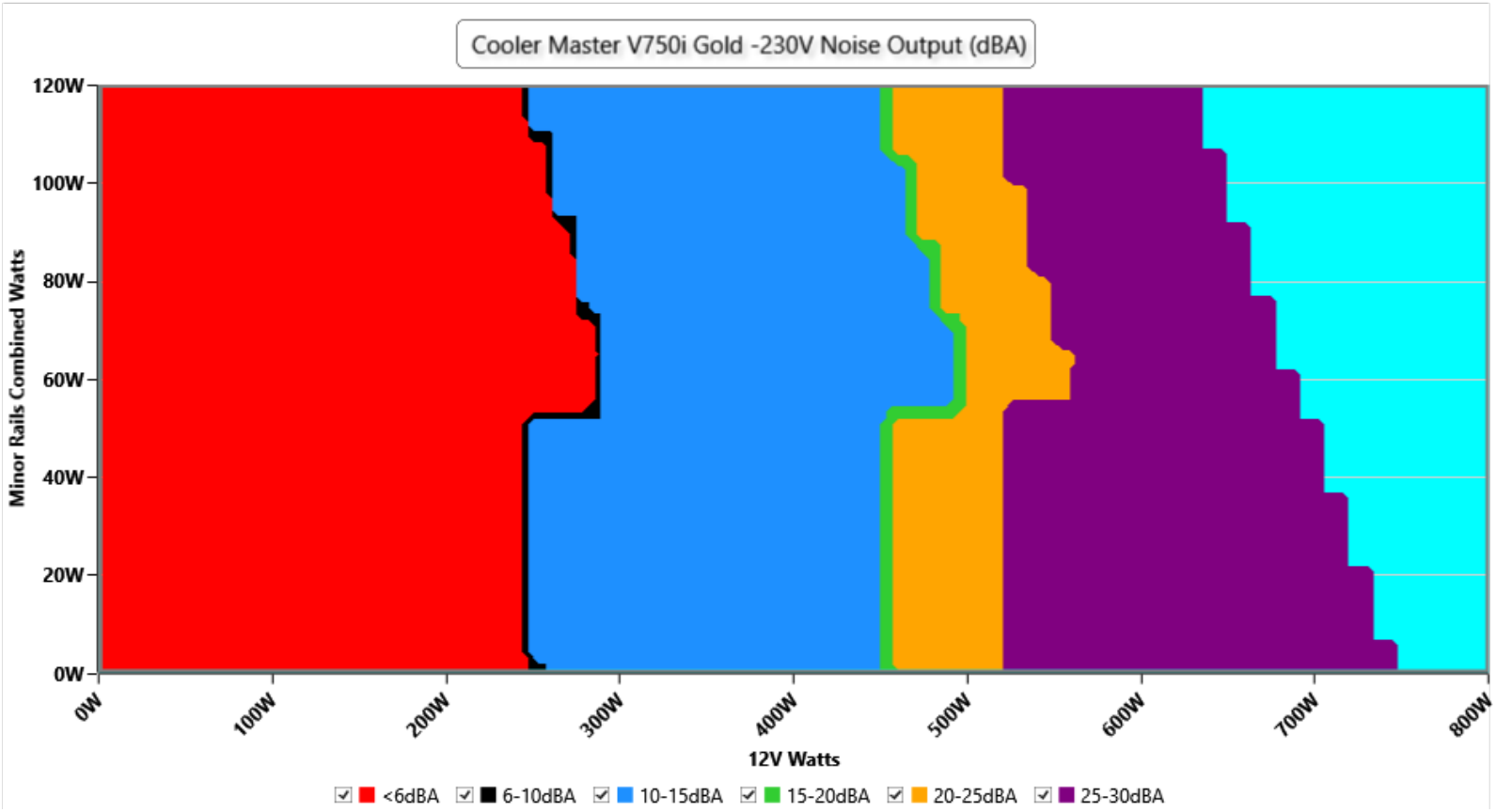

The PSU`s noise in its entire operational range and under 30-32 °C ambient is depicted in this graph. The X axis represents the load on the +12V rail(s) while the Y axis is the load on the minor rails

Noise by load range

High-Load Index (70-100 % load)
Noise **27.5 dB(A)** at 115V and **27.5 dB(A)** at 230V · loudest point 29.1 dB(A)
Efficiency 89.03% / 91.69% · power factor 0.998 / 0.988 (115V / 230V)

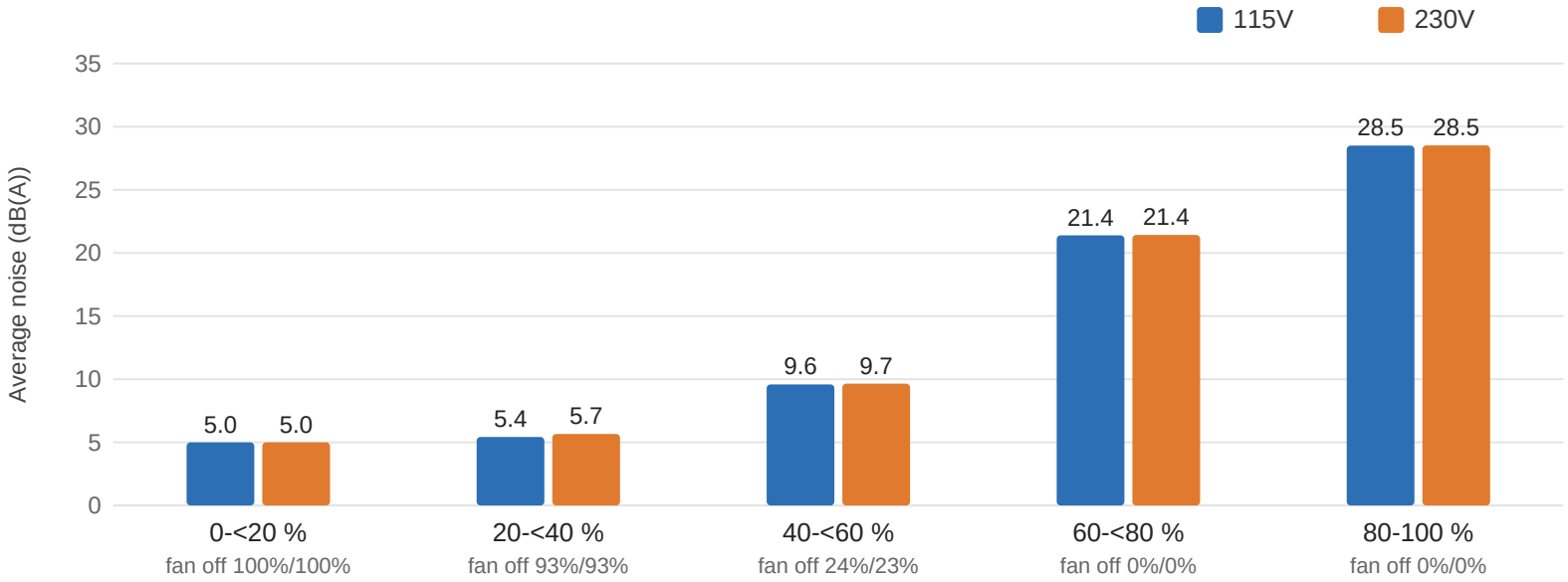

Load range	Noise 115V avg (loudest)	Noise 230V avg (loudest)	Fan off 115V / 230V
0-<20 %	5.0 (5.0)	5.0 (5.0)	100% / 100%
20-<40 %	5.4 (10.5)	5.7 (10.5)	93% / 93%
40-<60 %	9.6 (10.5)	9.7 (10.5)	24% / 23%
60-<80 %	21.4 (29.1)	21.4 (29.1)	0% / 0%
80-100 %	28.5 (29.1)	28.5 (29.1)	0% / 0%
70-100 % (High-Load)	27.5 (29.1)	27.5 (29.1)	0% / 0%
All (published average)	22.8 (29.1)	22.8 (29.1)	38% / 38%

INFO

The average noise in five ranges of load, the share of points with the fan stopped (semi-passive operation), and the High-Load Index: the same figures for all points at 70 % of the rated output and above. Calculated from the 1477 (115V) and 1477 (230V) load combinations of the certification sweep, the same data that ETA and LAMBDA use (test 0 excluded). Load is the total DC output as a share of the rated 750 W. Noise is averaged on the energy scale, as for LAMBDA, so the ranges combined give back the published average noise. Each load combination is held for about five seconds; the stabilized readings at fixed loads are under "Noise under high ambient temperature".

Informational. Not part of the ETA or LAMBDA rating.

Noise under high ambient temperature (indicative)

115V

Load	Normal ambient fan · noise · intake	High ambient fan · noise · intake	Noise change
10%	0 RPM · <6.0 dB(A) · 43.9 °C	0 RPM · <6.0 dB(A) · 43.9 °C	fan off in both
20%	0 RPM · <6.0 dB(A) · 44.8 °C	0 RPM · <6.0 dB(A) · 44.8 °C	fan off in both
50%	441 RPM · 10.1 dB(A) · 42.4 °C	441 RPM · 10.1 dB(A) · 42.4 °C	**+0.0 dB(A)**
100%	1469 RPM · 41.3 dB(A) · 45.2 °C	1469 RPM · 41.3 dB(A) · 45.2 °C	**+0.0 dB(A)**

230V

Load	Normal ambient fan · noise · intake	High ambient fan · noise · intake	Noise change
10%	0 RPM · <6.0 dB(A) · 43.9 °C	0 RPM · <6.0 dB(A) · 43.9 °C	fan off in both
20%	0 RPM · <6.0 dB(A) · 45.3 °C	0 RPM · <6.0 dB(A) · 45.3 °C	fan off in both
50%	440 RPM · 10.1 dB(A) · 42.7 °C	440 RPM · 10.1 dB(A) · 42.7 °C	**+0.0 dB(A)**
100%	997 RPM · 30.3 dB(A) · 45.3 °C	997 RPM · 30.3 dB(A) · 45.3 °C	**+0.0 dB(A)**

INFO

Fan speed, noise and the measured intake temperature at 10, 20, 50 and 100 % load, from the two load regulation tests: at normal ambient (about 30-32 °C) and at high ambient (about 40-47 °C). These are stabilized readings at fixed loads, not averages over the certification sweep, so they are indicative of how the fan behaves when it is hot. "<6.0" is the floor of our sound meter: the fan is stopped or too quiet to measure (the fan speed column says which); with the fan stopped, the intake sensor can read higher than the chamber air.

Informational. Not part of the ETA or LAMBDA rating.

Indicative Performance

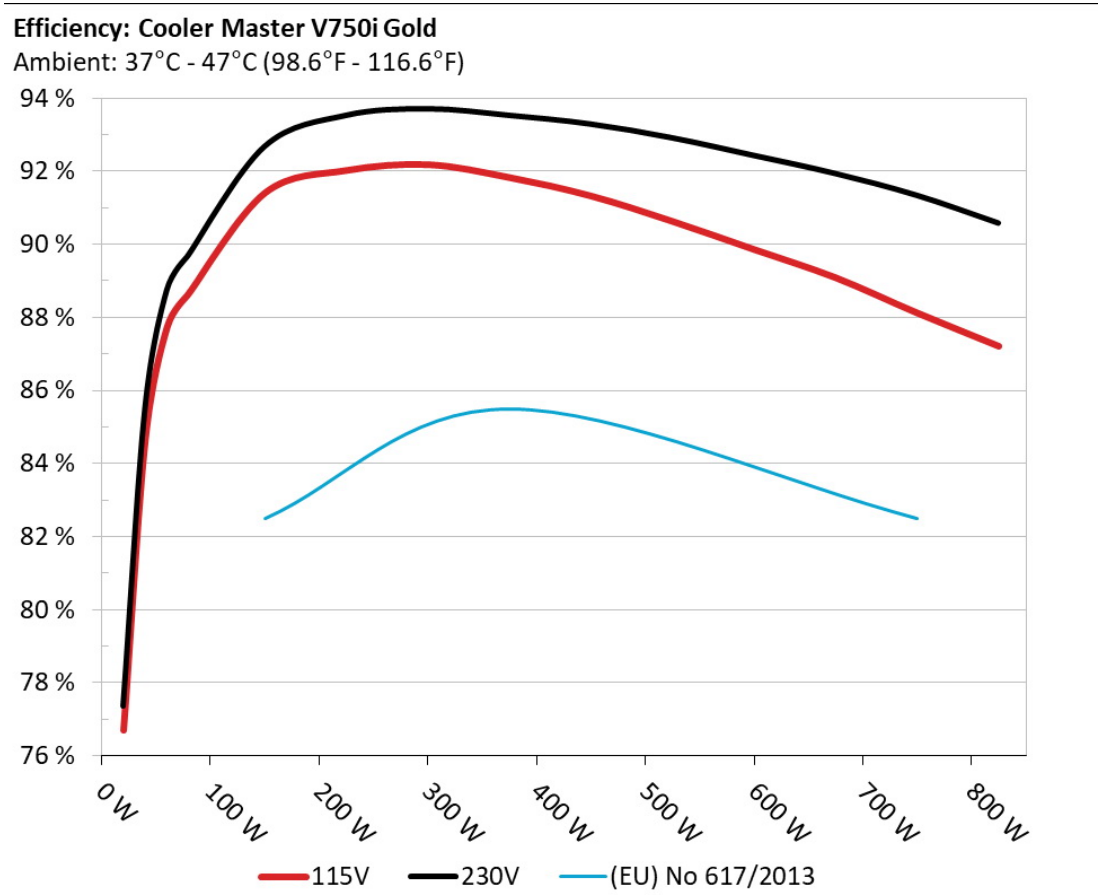

The PSU`s efficiency under high ambient temperatures with 115V and 230V input. For this graph the results of the 10-110% load regulation table are used

5Vsb□□□□

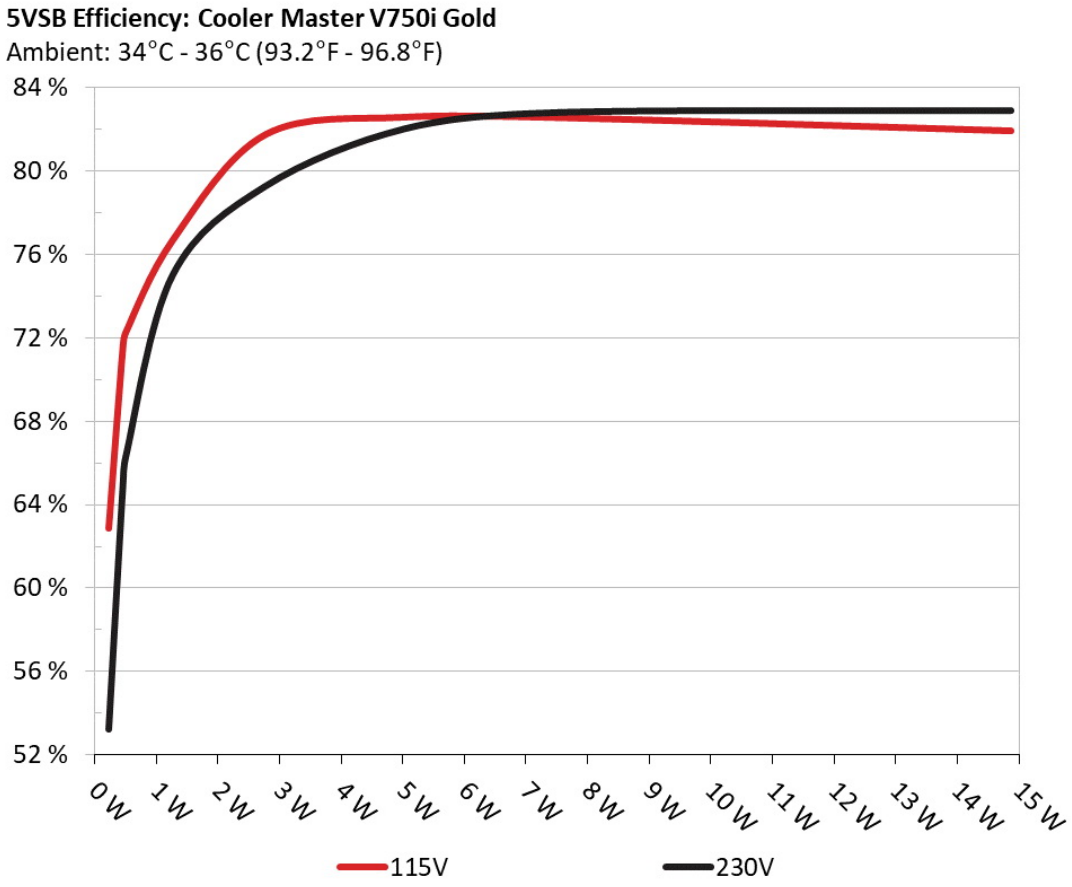

□□

This graph depicts the efficiency levels of the 5VSB rail with 115V and 230V input

□□□□ □□ 5Vsb □□ (ErP Lot3/6 & CEC)

115V

□□ #	5VSB	DC/AC (□)	□□	PF/AC □□
1	0.045A	0.228W	63.362%	0.051
	5.075V	0.36W		115.16V
2	0.09A	0.457W	72.039%	0.088
	5.072V	0.634W		115.16V
3	0.55A	2.776W	82.259%	0.333
	5.045V	3.375W		115.16V
4	1A	5.027W	83.087%	0.43
	5.025V	6.05W		115.16V
5	1.5A	7.516W	83.066%	0.481
	5.01V	9.048W		115.16V
6	3A	14.877W	82.431%	0.533
	4.958V	18.049W		115.16V

230V

□□ #	5VSB	DC/AC (□)	□□	PF/AC □□
1	0.045A	0.228W	53.716%	0.018
	5.074V	0.425W		230.4V
2	0.09A	0.457W	65.395%	0.03
	5.072V	0.699W		230.39V
3	0.55A	2.776W	79.775%	0.139
	5.046V	3.48W		230.39V
4	1A	5.026W	82.516%	0.219
	5.025V	6.091W		230.38V
5	1.5A	7.514W	83.304%	0.285
	5.008V	9.02W		230.37V
6	3A	14.877W	83.394%	0.389
	4.958V	17.84W		230.37V

Supplementary Tests (For Reference)

10-110%□□□□

115V

□□	12V	5V	3.3V	5VSB	DC/AC (□)	□□	□□□□ (RPM)	□□□□□□□ (dB[A])	□□ (□□ /□□)	PF/AC □□
10%	4.430A	1.982A	2.002A	0.996A	74.995	88.141%	0	<6.0	43.85°C	0.954
	12.052V	5.047V	3.296V	5.022V	85.086				39.69°C	115.15V
20%	9.884A	2.975A	3.005A	1.198A	149.946	90.891%	0	<6.0	44.77°C	0.985
	12.045V	5.042V	3.294V	5.008V	164.975				40.19°C	115.13V
30%	15.690A	3.474A	3.508A	1.402A	224.948	91.509%	0	<6.0	46.57°C	0.991
	12.039V	5.038V	3.293V	4.994V	245.817				41.56°C	115.11V
40%	21.510A	3.973A	4.011A	1.606A	300.032	91.668%	0	<6.0	47.59°C	0.994
	12.033V	5.035V	3.291V	4.982V	327.305				41.97°C	115.09V
50%	26.938A	4.971A	5.017A	1.812A	374.495	91.316%	441	10.1	42.37°C	0.996
	12.027V	5.03V	3.289V	4.969V	410.104				48.31°C	115.07V
60%	32.410A	5.971A	6.024A	2A	449.332	90.815%	441	10.1	42.95°C	0.997
	12.021V	5.025V	3.287V	4.956V	494.779				49.39°C	115.05V
70%	37.891A	6.972A	7.031A	2.226A	524.373	90.119%	442	10.1	43.02°C	0.997
	12.015V	5.021V	3.286V	4.942V	581.86				50.04°C	115.04V
80%	43.442A	7.974A	8.037A	2.332A	599.584	89.349%	802	24.0	43.28°C	0.997
	12.009V	5.017V	3.284V	4.932V	671.073				51.38°C	115.02V
90%	49.332A	8.477A	8.528A	2.437A	674.611	88.575%	992	30.2	44.87°C	0.998
	12.003V	5.013V	3.282V	4.924V	761.626				53.88°C	115V
100%	55.031A	8.984A	9.051A	3.064A	749.864	87.608%	1469	41.3	45.17°C	0.998
	11.996V	5.009V	3.28V	4.896V	855.928				55.25°C	114.98V
110%	60.599A	9.989A	10.152A	3.068A	824.858	86.698%	1475	41.4	47.3°C	0.998
	11.990V	5.005V	3.279V	4.89V	951.428				58.22°C	114.96V
CL1	0.116A	14.346A	14.506A	0A	121.283	85.227%	0	<6.0	51.16°C	0.979
	12.041V	5.032V	3.288V	5.041V	142.308				45.66°C	115.13V

CL2	0.116A	19.84A	0A	0A	101.386	84.442%	0	<6.0	48.84°C	0.97
	12.048V	5.04V	3.291V	5.066V	120.064				41.56°C	115.15V
CL3	0.116A	0A	20.019A	0A	67.38	78.92%	458	10.9	42.18°C	0.955
	12.044V	5.048V	3.296V	5.042V	85.377				51.19°C	115.15V
CL4	62.457A	0A	0A	0A	749.609	88.217%	997	30.3	45.83°C	0.998
	12.002V	5.027V	3.291V	5.043V	849.741				56.79°C	114.98V

The results above are not used in the certification process

230V

□□	12V	5V	3.3V	5VSB	DC/AC (□)	□□	□□□□ (RPM)	□□□□□□□ (dB[A])	□□ (□□ /□□)	PF/AC □□
10%	4.430A	1.982A	2.002A	0.996A	74.988	89.211%	0	<6.0	43.86°C	0.792
	12.053V	5.045V	3.296V	5.022V	84.058				39.57°C	230.33V
20%	9.880A	2.976A	3.005A	1.198A	149.919	92.187%	0	<6.0	45.27°C	0.901
	12.046V	5.041V	3.294V	5.008V	162.626				40.45°C	230.33V
30%	15.686A	3.474A	3.508A	1.401A	224.91	93.042%	0	<6.0	46.35°C	0.939
	12.040V	5.037V	3.292V	4.995V	241.733				41.02°C	230.32V
40%	21.504A	3.973A	4.01A	1.606A	299.991	93.223%	0	<6.0	48.26°C	0.959
	12.034V	5.034V	3.291V	4.983V	321.802				42.28°C	230.32V
50%	26.927A	4.971A	5.016A	1.811A	374.375	93.044%	440	10.1	42.65°C	0.972
	12.028V	5.029V	3.289V	4.97V	402.366				49.11°C	230.31V
60%	32.399A	5.971A	6.023A	2A	449.221	92.807%	441	10.1	43.32°C	0.98
	12.022V	5.025V	3.287V	4.958V	484.042				50.39°C	230.3V
70%	37.880A	6.972A	7.031A	2.225A	524.255	92.43%	442	10.1	43.86°C	0.985
	12.016V	5.021V	3.285V	4.944V	567.192				51.41°C	230.29V
80%	43.431A	7.974A	8.037A	2.331A	599.478	91.946%	803	24.0	44.28°C	0.988
	12.009V	5.017V	3.284V	4.934V	651.984				52.45°C	230.28V
90%	49.322A	8.477A	8.529A	2.437A	674.513	91.451%	993	30.2	44.84°C	0.989
	12.003V	5.013V	3.282V	4.925V	737.569				53.92°C	230.27V
100%	55.022A	8.983A	9.051A	3.064A	749.743	90.851%	997	30.3	45.28°C	0.99
	11.996V	5.009V	3.28V	4.897V	825.246				55.37°C	230.26V

110%	60.595A	9.989A	10.153A	3.068A	824.779	90.091%	1482	41.6	47.06°C	0.991
	11.989V	5.005V	3.279V	4.89V	915.502				57.98°C	230.24V
CL1	0.116A	14.345A	14.505A	0A	121.278	86.477%	0	<6.0	43.33°C	0.882
	12.042V	5.033V	3.288V	5.041V	140.236				37.89°C	230.34V
CL2	0.115A	19.841A	0A	0A	101.382	85.581%	0	<6.0	42.21°C	0.858
	12.048V	5.04V	3.291V	5.066V	118.46				35.12°C	230.34V
CL3	0.115A	0A	20.021A	0A	67.377	79.967%	453	10.6	39.18°C	0.794
	12.044V	5.048V	3.296V	5.042V	84.257				48.23°C	230.34V
CL4	62.445A	0A	0A	0A	749.534	91.478%	996	30.3	45.18°C	0.99
	12.003V	5.028V	3.292V	5.043V	819.372				55.99°C	230.26V

The results above are not used in the certification process

20-80□□□□□

115V

□□	12V	5V	3.3V	5VSB	DC/AC (□)	□□	□□□□ (RPM)	□□□□□□□ (dB[A])	□□ (□□ /□□)	PF/AC □□
20W	1.232A	0.495A	0.5A	0.197A	20	76.186%	0	<6.0	40.39°C	0.823
	12.059V	5.053V	3.3V	5.067V	26.251				37.34°C	115.16V
40W	2.711A	0.693A	0.7A	0.296A	39.996	84.157%	0	<6.0	41.27°C	0.913
	12.057V	5.053V	3.3V	5.061V	47.526				37.99°C	115.15V
60W	4.191A	0.891A	0.9A	0.396A	59.993	87.214%	0	<6.0	42.36°C	0.943
	12.055V	5.052V	3.3V	5.056V	68.787				38.59°C	115.15V
80W	5.668A	1.089A	1.1A	0.495A	79.95	88.883%	0	<6.0	43.42°C	0.957
	12.053V	5.051V	3.299V	5.049V	89.947				39.44°C	115.15V

The results above are not used in the certification process

230V

□□	12V	5V	3.3V	5VSB	DC/AC (□)	□□	□□□□ (RPM)	□□□□□□□ (dB[A])	□□ (□□ /□□)	PF/AC □□
20W	1.230A	0.495A	0.5A	0.197A	19.985	76.849%	0	<6.0	39.62°C	0.517
	12.060V	5.051V	3.299V	5.065V	26.005				36.52°C	230.31V
40W	2.710A	0.693A	0.7A	0.296A	39.985	84.985%	0	<6.0	40.35°C	0.645
	12.057V	5.05V	3.299V	5.06V	47.051				37.07°C	230.31V
60W	4.190A	0.891A	0.9A	0.396A	59.984	88.242%	0	<6.0	40.89°C	0.741
	12.055V	5.05V	3.298V	5.054V	67.975				37.44°C	230.32V
80W	5.666A	1.089A	1.1A	0.495A	79.922	90.12%	0	<6.0	41.87°C	0.803
	12.054V	5.049V	3.298V	5.048V	88.683				38.06°C	230.32V

The results above are not used in the certification process

□□□□

115V

Test	12V	5V	3.3V	5VSB	Pass/Fail
10% Load	7.86mV	6.24mV	10.13mV	10.40mV	Pass
20% Load	8.37mV	7.47mV	11.92mV	11.62mV	Pass
30% Load	9.65mV	7.77mV	12.69mV	16.36mV	Pass
40% Load	9.96mV	8.13mV	13.05mV	33.44mV	Pass
50% Load	11.34mV	8.90mV	14.89mV	48.33mV	Pass
60% Load	12.05mV	10.07mV	14.79mV	43.08mV	Pass
70% Load	13.18mV	11.25mV	16.22mV	38.13mV	Pass
80% Load	14.81mV	12.84mV	18.84mV	38.54mV	Pass
90% Load	15.94mV	14.06mV	21.39mV	34.72mV	Pass
100% Load	23.51mV	18.18mV	21.88mV	27.61mV	Pass
110% Load	25.54mV	19.17mV	22.74mV	25.68mV	Pass
Crossload1	16.04mV	19.83mV	21.56mV	20.19mV	Pass
Crossload2	11.75mV	12.68mV	12.23mV	18.45mV	Pass

Test	12V	5V	3.3V	5VSB	Pass/Fail
Crossload3	9.55mV	18.46mV	22.88mV	17.64mV	Pass
Crossload4	22.78mV	9.86mV	13.87mV	22.40mV	Pass

The results above are not used in the certification process

230V

Test	12V	5V	3.3V	5VSB	Pass/Fail
10% Load	7.92mV	6.49mV	10.95mV	14.48mV	Pass
20% Load	8.38mV	7.21mV	11.92mV	12.13mV	Pass
30% Load	9.45mV	7.77mV	13.31mV	21.10mV	Pass
40% Load	9.60mV	8.13mV	13.87mV	33.92mV	Pass
50% Load	10.83mV	9.46mV	14.54mV	41.81mV	Pass
60% Load	13.13mV	10.18mV	15.81mV	40.24mV	Pass
70% Load	13.43mV	11.66mV	15.86mV	36.82mV	Pass
80% Load	15.38mV	13.40mV	19.70mV	32.83mV	Pass
90% Load	15.99mV	15.03mV	20.68mV	35.27mV	Pass
100% Load	23.63mV	19.31mV	21.97mV	28.24mV	Pass
110% Load	25.17mV	20.56mV	21.94mV	29.40mV	Pass
Crossload1	15.86mV	19.95mV	20.82mV	21.36mV	Pass
Crossload2	11.39mV	12.99mV	12.54mV	19.78mV	Pass
Crossload3	10.42mV	18.61mV	23.65mV	17.49mV	Pass
Crossload4	22.75mV	10.04mV	14.49mV	22.93mV	Pass

The results above are not used in the certification process





Cooler Master V750i Gold

Top side

Power specifications label

本测试报告中包含的所有数据和图表均可在以下条件下由任何人使用：使用过程需提及测试结果由Cybenetics提供。
在任何情况下都应提供原始测试结果文档的网站链接

Cybenetics 提供自愿性认证计划：电源方面有ETA（效率）、LAMBDA（噪声）与SAFE（安全与正确运行）；散热产品方面有DELTA（机箱隔音）与PHI（风扇风量与静压）

CYBENETICS LTD Syrou 6, Latsia, 2231, Nicosia Cyprus
www.cybenetics.com - info@cybenetics.com