Make It Yours.

Cooler Master MWE Gold 850 V2 (GX Gold 750) (#2)

Lab ID CM85002259

Certification ID 252259

Test Result Report ID: 23PS2259A

Certificate Issue Date: Oct 13, 2023

Scheme: ETA-EMI PSU

115V



230V



Scheme: LAMBDA PSU

115V



230V





Outside Validation Scope



General Information

Test Equipment

Electronic Loads	Chroma 63601-5 x2 Chroma 63600-2 Chroma 63640-80-80 x10 Chroma 63610-80-20
AC Sources	Chroma 6530, APM SP300VAC4000W-P, GW Instek ASR-3500
Power Analyzers	Rohde & Schwarz HMC8015 & NPA701
Oscilloscopes	Picoscope 4444, Siglent SDS2104X PLUS
Sound Analyzer	Bruel & Kjaer 2270 G4
Microphone	Bruel & Kjaer Type 4955-A
Temperature Logger	Picoscope TC-08
Tachometer	UNI-T UT372
Multimeters	Keysight 34465A
EMI Analyzer	TekBox TBMR-110M-EU
Isolation Transformer	4kVA
UPS	FSP Champ Tower 3kVA, CyberPower OLS3000E 3kVA
Testing Methodology	Cybenetics PSU Test Protocol

DUT Information(Non-accredited measurements)

Product Identification Details	
Brand	Cooler Master
Model	MWE Gold 850 V2 (GX Gold 750) (#2)
OEM/ODM	Huizhou Xin Hui Yuan Tech (Fusion Power)
Serial Number	
Product Specifications	
Manufacturer-Provided Information	
□□□□ (Vrms)	100-240
□□□□ (Arms)	12-6

□□□□ (Hz)	50-60
□□□□ (W)	850
Operating Temperature (Continuous Full Load) (°C)	
□□	ATX12V
□□□□	Fully Modular
Warranty	-
Cybenetics Measurements	
Dimensions (W x H x D)	
Weight	
□□	120mm Fluid Dynamic Bearing Fan (HA1225H12F-Z)
□□□□□	✗
Cybenetics Testing Information	
Lab ID	CM85002259
Date of receipt	Sep 27, 2023
Testing Date	Oct 12, 2023
Report Issued Date	Oct 13, 2023
□□□□□	The unit doesn't have 12VHPWR
Engineer Name	-
Authorized By the Laboratory Technical Manager	Aristeidis Bitziopoulos
Signature	

□□□□ (Non-accredited measurements)

□□□□				
□□	□□□□	□□□□□	Gauge	In Cable Capacitors
ATX □□ 20+4 pin (600mm)	1	1	18AWG	□
4+4 pin EPS 12V □□ (610mm)	1	1	18AWG	□
8 pin EPS 12V □□ (660mm)	1	1	18AWG	□
6+2pin PCIe□□ (560mm+125mm)	2	4	16-18AWG	□
SATA□□ (510mm+120mm+120mm+120mm)	3	12	18AWG	□
4-pin Molex (500mm+120mm+120mm+120mm)	1	4	18AWG	□

AC Power Cord (1400mm) - C13 coupler	1	1	18AWG	-

□□□□

□		3.3V	5V	12V	5VSB	-12V
□□□□	□□	20	20	70.8	3	0.3
	□	100		850	15	3.6
□□□□□ (W)		850				

Test Results

Temperature & Compliance Info

□□□□ (°C /°F)	28-32 / 82.4-89.6
□□ ErP Lot3/6□□	✓
□□ (EU) No 617/2013□□	✓
ALPM (Alternative Low Power Mode) compatible	✓
ATX v3.1 PSU Power Excursion	✓

Performance Summary

115V

Accredited	
□□□□ (>1450 load combinations)	88.338%
Average Noise Output (>1450 Load Combinations)	31.66dBA
PF□□□ (>1450 Load Combinations)	0.989
Efficiency With 10W (≤500W) or 2% (>500W) Load	64.654%
□□□□□□	0.0585W
Non-Accredited	
12V Ripple (Full Load)	29.21mV
5V Ripple (Full Load)	13.73mV
3.3V Ripple (Full Load)	19.80mV

5VSB Ripple (Full Load)	14.69mV
12V Load Regulation	0.25%
5V Load Regulation	0.62%
3.3V Load Regulation	0.30%
5VSB Load Regulation	4.17%
Inrush Current	62.400A

230V

Accredited		
□□□□ (>1450 load combinations)		90.459%
Average Noise Output (>1450 Load Combinations)		31.75dBA
PF□□□ (>1450 Load Combinations)		0.954
Efficiency With 10W (≤500W) or 2% (>500W) Load		65.649%
□□□□□□		0.1320W
Non-Accredited		
12V Ripple (Full Load)		30.79mV
5V Ripple (Full Load)		14.15mV
3.3V Ripple (Full Load)		19.07mV
5VSB Ripple (Full Load)		13.95mV
12V Load Regulation		0.26%
5V Load Regulation		0.62%
3.3V Load Regulation		0.30%
5VSB Load Regulation		4.17%
Inrush Current		101.100A
12V Transient Response (150%)		11.74V
5V Transient Response (150%)		4.967V
3.3V Transient Response (150%)		3.221V
5VSB Transient Response (150%)		4.915V
□□□□ & PG□□		22.40ms
AC Loss to PWR_OK Hold Up Time		19.50ms
PWR_OK Inactive to DC Loss Delay		2.90ms
PSU Timings: T1 (20% / 100%)	57.0ms	69.5ms

PSU Timings: T3 (20% / 100%)	124.5ms	124.5ms
OPP (29.17°C / 41.93°C)	130.06%	122.10%

□□□□ & PG□□

Hold-Up Time (ms)	22.4
AC Loss to PWR_OK Hold Up Time (ms)	19.5
PWR_OK Inactive to DC Loss Delay (ms)	2.9

□□□□

Tables

115V

Detailed Results						
	Average	Min	Limit Min	Max	Limit Max	Result
Mains Voltage RMS:	115.15 V	115.13 V	113.85 V	115.17 V	116.15 V	PASS
Mains Frequency:	60.00 Hz	60.00 Hz	59.40 Hz	60.01 Hz	60.60 Hz	PASS
Mains Voltage CF:	1.415	1.415	1.340	1.416	1.490	PASS
Mains Voltage THD:	0.13 %	0.11 %	N/A	0.15 %	2.00 %	PASS
Real Power:	0.058 W	0.011 W	N/A	0.070 W	N/A	N/A
Apparent Power:	7.820 W	7.813 W	N/A	7.825 W	N/A	N/A
Power Factor:	0.009	N/A	N/A	N/A	N/A	N/A

230V

Detailed Results						
	Average	Min	Limit Min	Max	Limit Max	Result
Mains Voltage RMS:	230.39 V	230.37 V	227.70 V	230.41 V	232.30 V	PASS
Mains Frequency:	50.00 Hz	50.00 Hz	49.50 Hz	50.00 Hz	50.50 Hz	PASS
Mains Voltage CF:	1.415	1.415	1.340	1.416	1.490	PASS

Mains Voltage THD:	0.14 %	0.13 %	N/A	0.16 %	2.00 %	PASS
Real Power:	0.132 W	0.111 W	N/A	0.184 W	N/A	N/A
Apparent Power:	26.212 W	26.194 W	N/A	26.225 W	N/A	N/A
Power Factor:	0.005	N/A	N/A	N/A	N/A	N/A

□□□□□□

115V

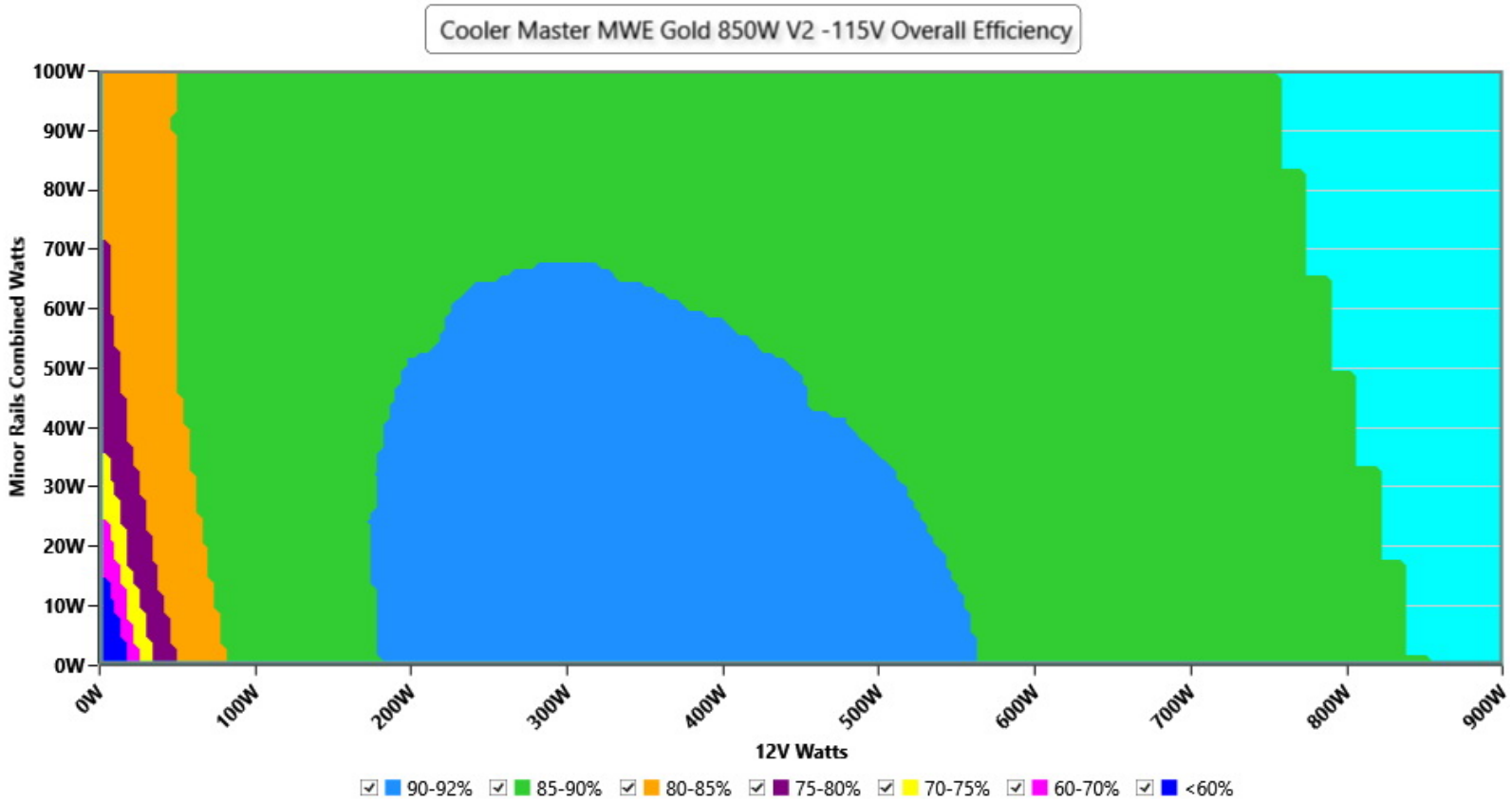

□□

This graph depicts the PSU`s efficiency throughout its entire operational range. For the generation of the efficiency and noise graphs we set our loaders to auto mode through our custom-made software before trying thousands of possible load combinations

230V

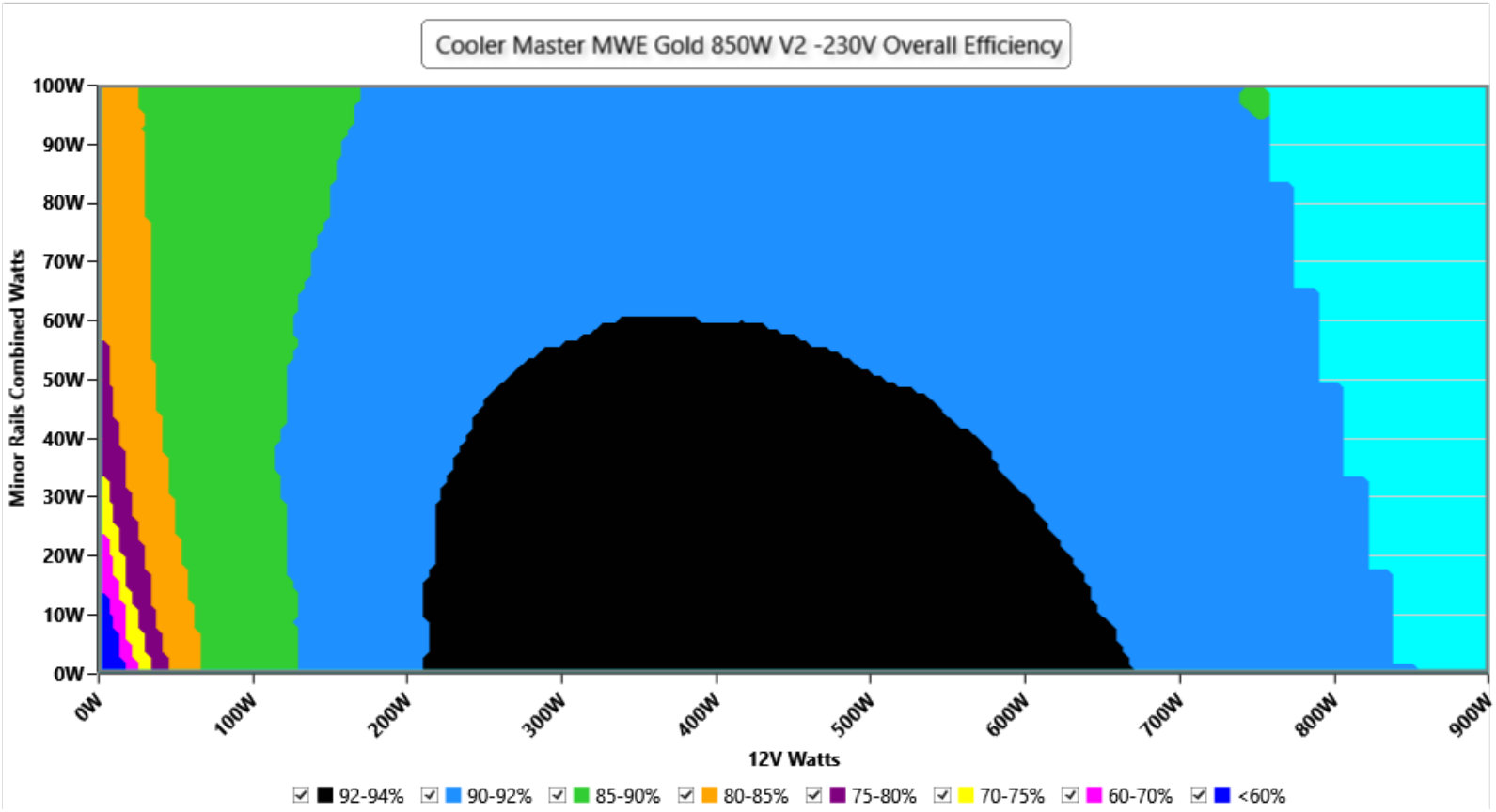

This graph depicts the PSU`s efficiency throughout its entire operational range. For the generation of the efficiency and noise graphs we set our loaders to auto mode through our custom-made software before trying thousands of possible load combinations

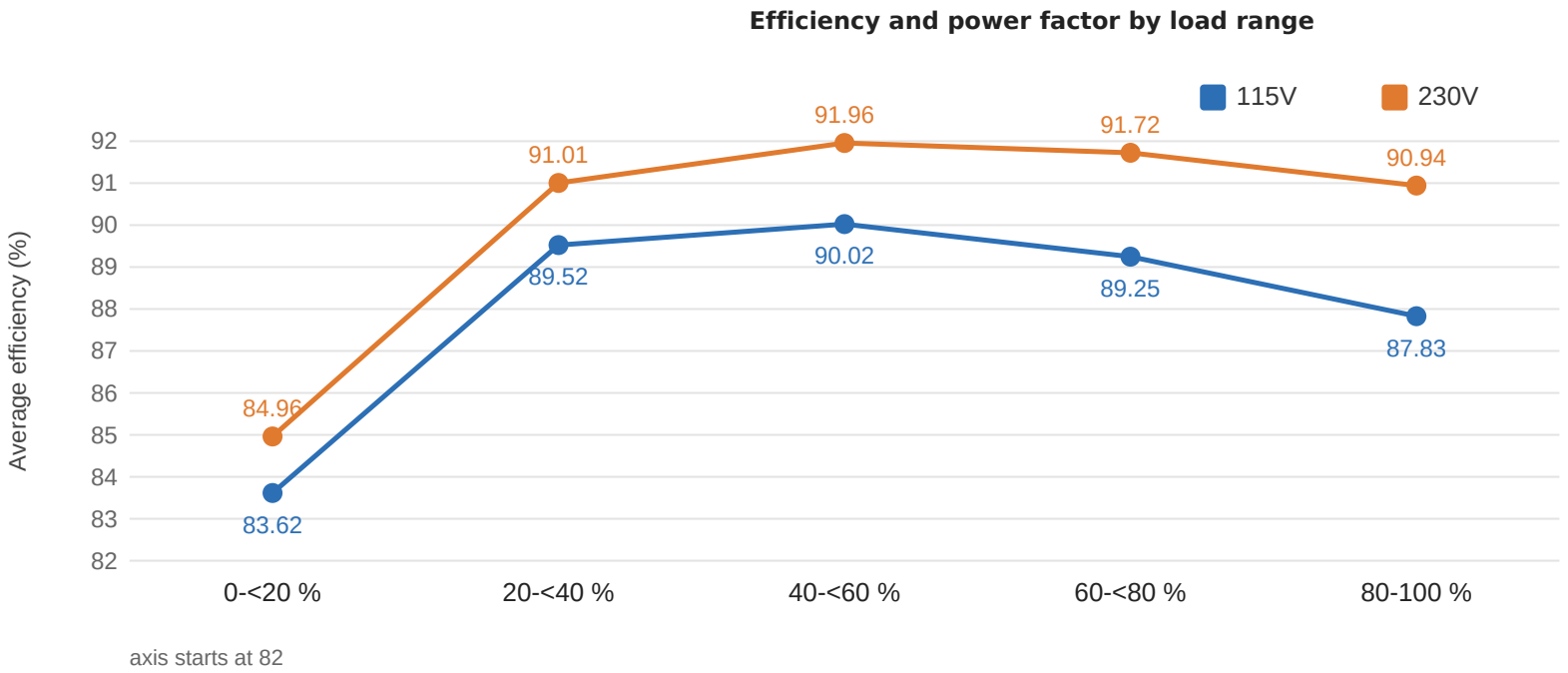

axis starts at 82

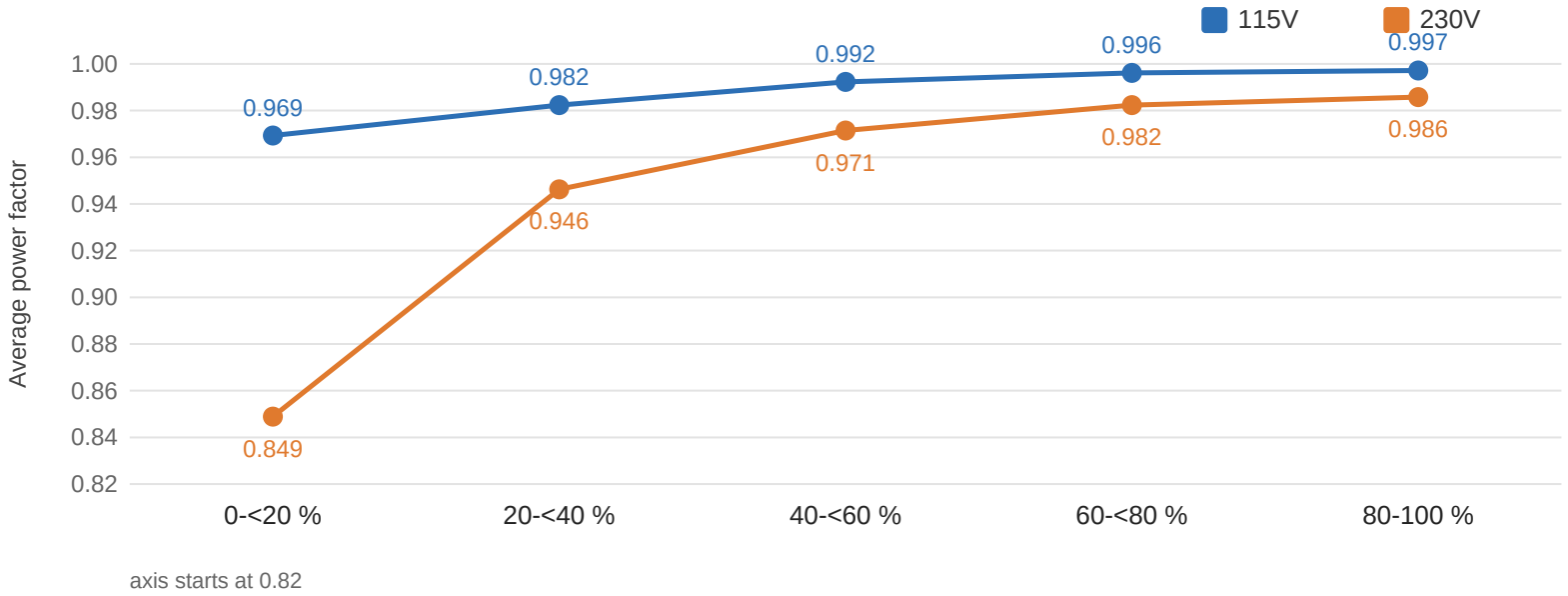

axis starts at 0.82

Load range	Points	Efficiency 115V	Efficiency 230V	PF 115V	PF 230V
0-<20 %	228 / 228	83.62%	84.96%	0.969	0.849
20-<40 %	331 / 331	89.52%	91.01%	0.982	0.946
40-<60 %	327 / 327	90.02%	91.96%	0.992	0.971
60-<80 %	333 / 333	89.25%	91.72%	0.996	0.982
80-100 %	334 / 334	87.83%	90.94%	0.997	0.986
70-100 % (High-Load)	505 / 505	88.22%	91.17%	0.997	0.985
All (published average)	1553 / 1553	88.34%	90.46%	0.989	0.954

INFO

The average efficiency and power factor in five ranges of load. Calculated from the 1553 (115V) and 1553 (230V) load combinations of the certification sweep, the same data that ETA and LAMBDA use (test 0 excluded). Load is the total DC output as a share of the rated 850 W. These are plain averages of the valid readings, as for the ETA rating, so the ranges combined give back the published averages.

Informational. Not part of the ETA or LAMBDA rating.

□□□□□

115V

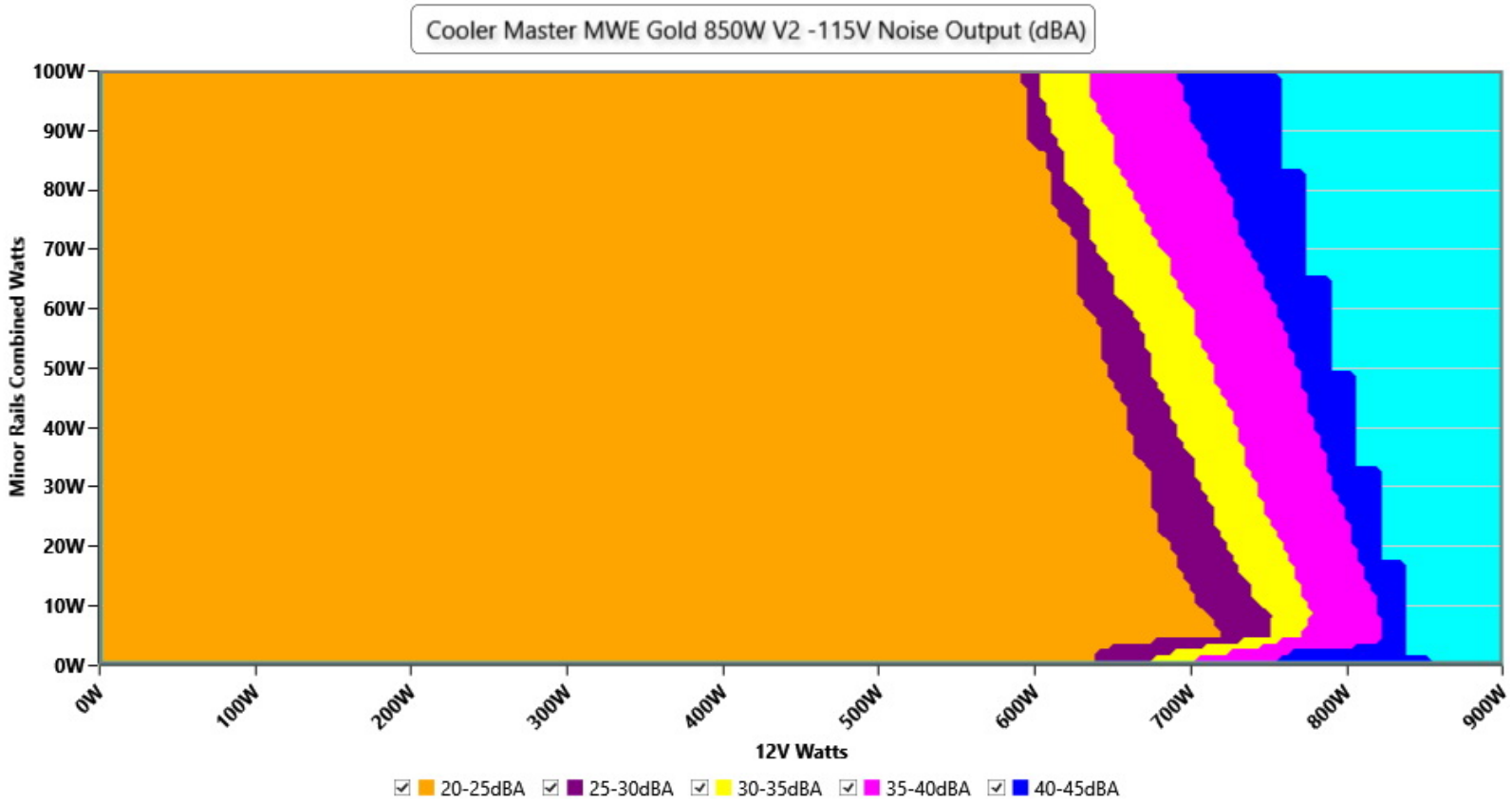

□□

The PSU`s noise in its entire operational range and under 30-32 °C ambient is depicted in this graph. The X axis represents the load on the +12V rail(s) while the Y axis is the load on the minor rails

230V

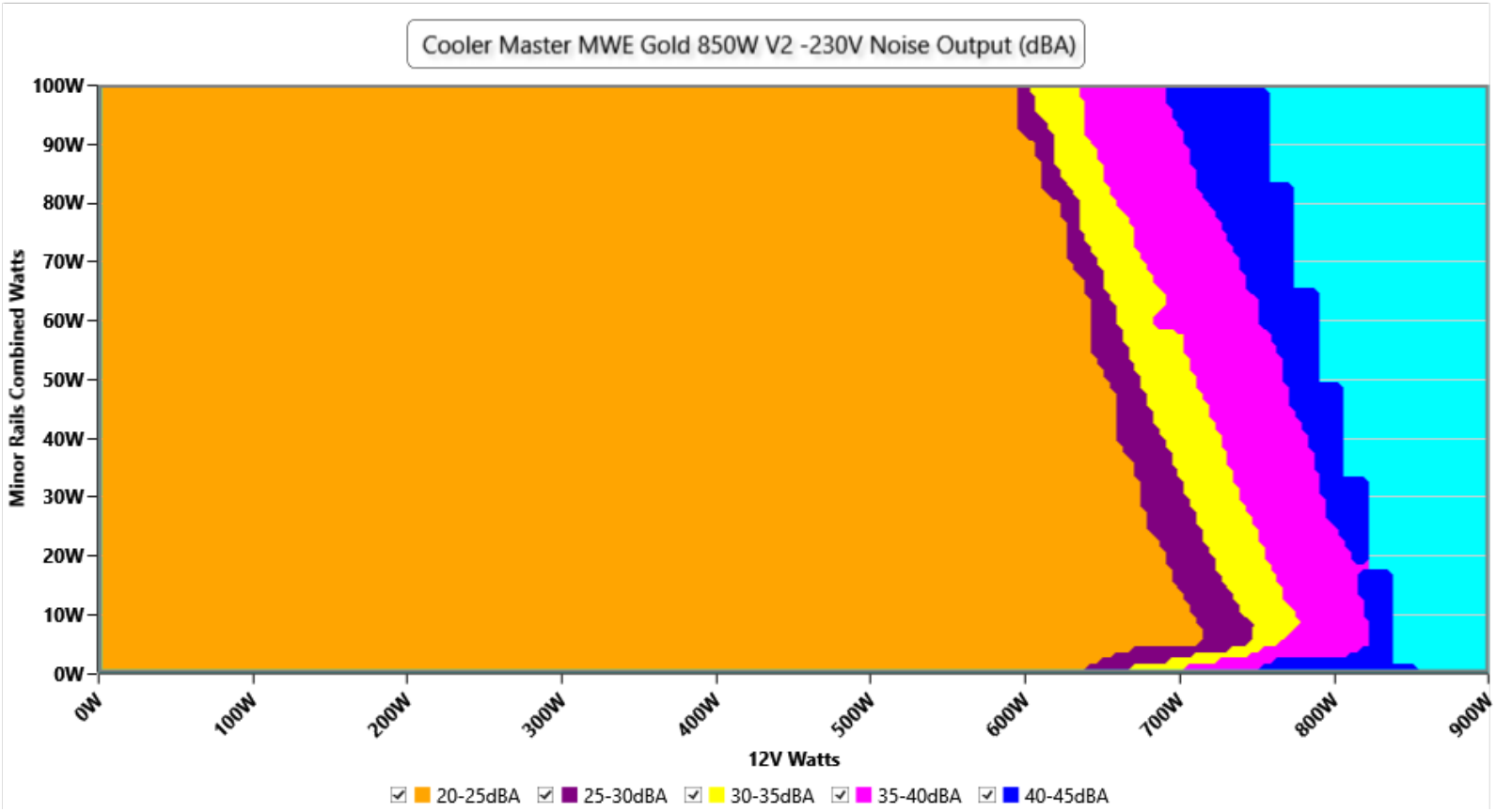

The PSU`s noise in its entire operational range and under 30-32 °C ambient is depicted in this graph. The X axis represents the load on the +12V rail(s) while the Y axis is the load on the minor rails

Noise by load range

High-Load Index (70-100 % load)
Noise **36.1 dB(A)** at 115V and **36.2 dB(A)** at 230V · loudest point 43.6 dB(A)
Efficiency 88.22% / 91.17% · power factor 0.997 / 0.985 (115V / 230V)

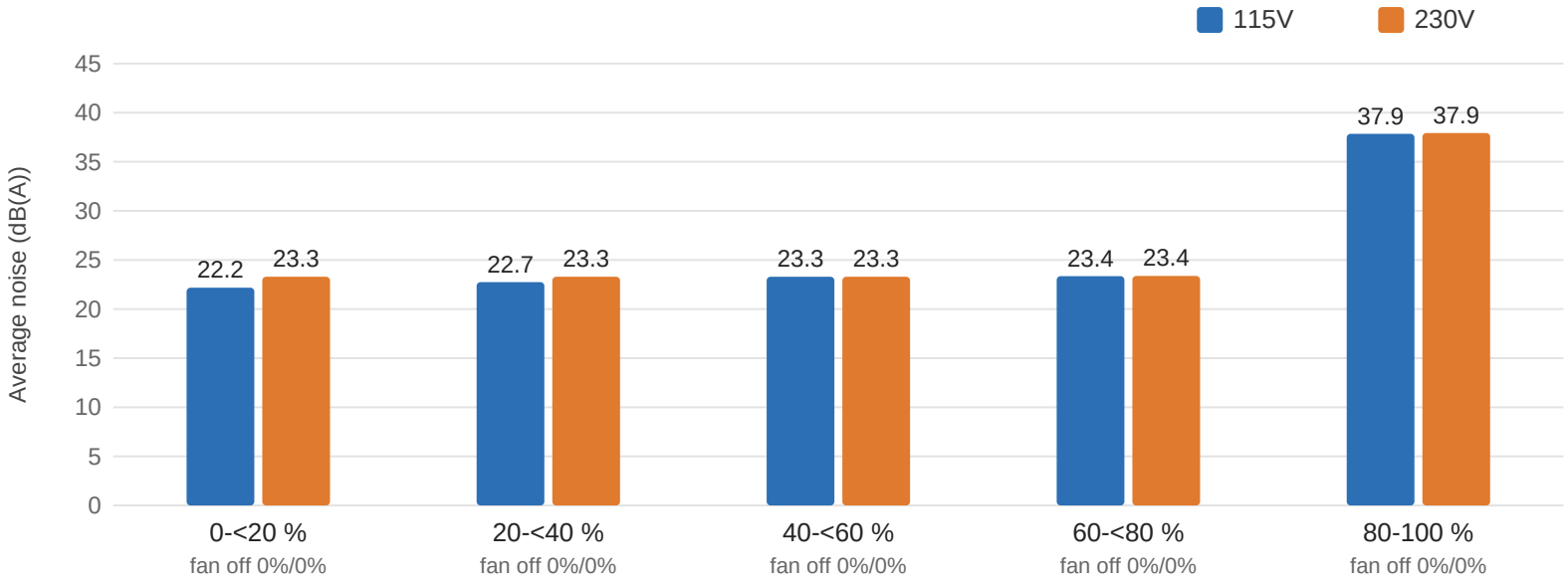

Load range	Noise 115V avg (loudest)	Noise 230V avg (loudest)	Fan off 115V / 230V
0-<20 %	22.2 (23.3)	23.3 (23.3)	0% / 0%
20-<40 %	22.7 (23.3)	23.3 (23.3)	0% / 0%
40-<60 %	23.3 (23.3)	23.3 (23.3)	0% / 0%
60-<80 %	23.4 (28.6)	23.4 (31.5)	0% / 0%
80-100 %	37.9 (43.6)	37.9 (43.6)	0% / 0%
70-100 % (High-Load)	36.1 (43.6)	36.2 (43.6)	0% / 0%
All (published average)	31.7 (43.6)	31.8 (43.6)	0% / 0%

INFO

The average noise in five ranges of load, the share of points with the fan stopped (semi-passive operation), and the High-Load Index: the same figures for all points at 70 % of the rated output and above. Calculated from the 1553 (115V) and 1553 (230V) load combinations of the certification sweep, the same data that ETA and LAMBDA use (test 0 excluded). Load is the total DC output as a share of the rated 850 W. Noise is averaged on the energy scale, as for LAMBDA, so the ranges combined give back the published average noise. Each load combination is held for about five seconds; the stabilized readings at fixed loads are under "Noise under high ambient temperature".

Informational. Not part of the ETA or LAMBDA rating.

Noise under high ambient temperature (indicative)

115V

Load	Normal ambient fan · noise · intake	High ambient fan · noise · intake	Noise change
10%	1010 RPM · 23.5 dB(A) · 40.2 °C	1010 RPM · 23.5 dB(A) · 40.2 °C	**+0.0 dB(A)**
20%	1011 RPM · 23.6 dB(A) · 40.4 °C	1011 RPM · 23.6 dB(A) · 40.4 °C	**+0.0 dB(A)**
50%	1016 RPM · 23.7 dB(A) · 42.1 °C	1016 RPM · 23.7 dB(A) · 42.1 °C	**+0.0 dB(A)**
100%	2135 RPM · 44.5 dB(A) · 45.3 °C	2135 RPM · 44.5 dB(A) · 45.3 °C	**+0.0 dB(A)**

230V

Load	Normal ambient fan · noise · intake	High ambient fan · noise · intake	Noise change
10%	1006 RPM · 24.4 dB(A) · 40.3 °C	1006 RPM · 24.4 dB(A) · 40.3 °C	**+0.0 dB(A)**
20%	1008 RPM · 23.5 dB(A) · 40.7 °C	1008 RPM · 23.5 dB(A) · 40.7 °C	**+0.0 dB(A)**
50%	1016 RPM · 23.7 dB(A) · 42.1 °C	1016 RPM · 23.7 dB(A) · 42.1 °C	**+0.0 dB(A)**
100%	2131 RPM · 44.4 dB(A) · 45.7 °C	2131 RPM · 44.4 dB(A) · 45.7 °C	**+0.0 dB(A)**

INFO

Fan speed, noise and the measured intake temperature at 10, 20, 50 and 100 % load, from the two load regulation tests: at normal ambient (about 30-32 °C) and at high ambient (about 40-47 °C). These are stabilized readings at fixed loads, not averages over the certification sweep, so they are indicative of how the fan behaves when it is hot. "<6.0" is the floor of our sound meter: the fan is stopped or too quiet to measure (the fan speed column says which); with the fan stopped, the intake sensor can read higher than the chamber air.

Informational. Not part of the ETA or LAMBDA rating.

Indicative Performance

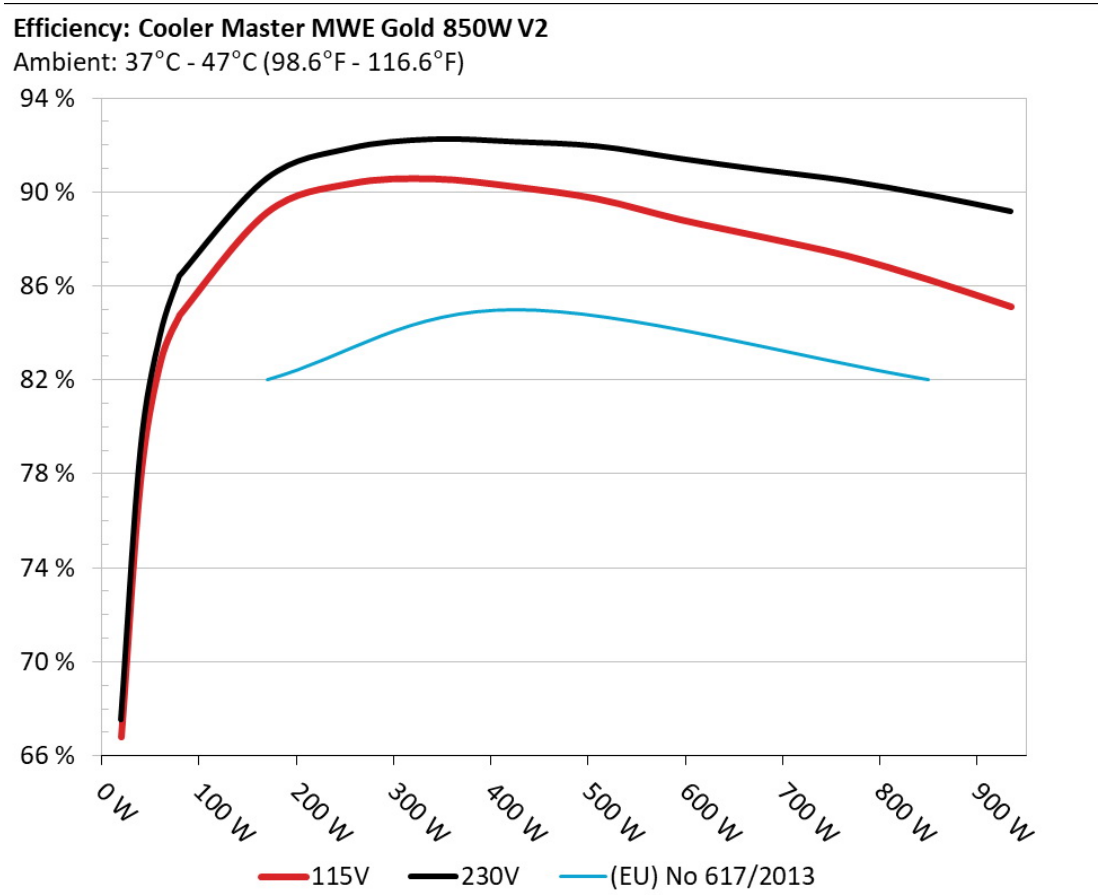

The PSU`s efficiency under high ambient temperatures with 115V and 230V input. For this graph the results of the 10-110% load regulation table are used

5Vsb□□□□

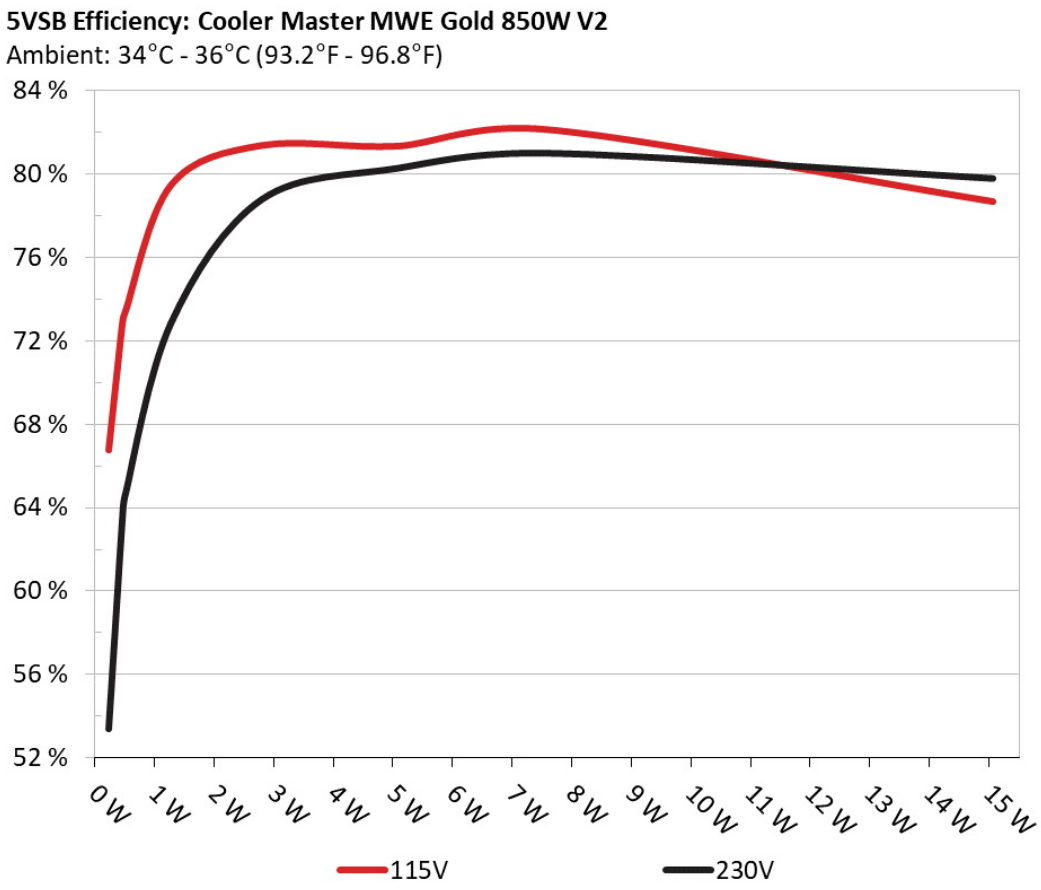

□□

This graph depicts the efficiency levels of the 5VSB rail with 115V and 230V input

□□□□ □□ 5Vsb □□ (ErP Lot3/6 & CEC)

115V

□□ #	5VSB	DC/AC (□)	□□	PF/AC □□
1	0.045A	0.23W	66.777%	0.044
	5.106V	0.345W		115.16V
2	0.09A	0.459W	72.859%	0.078
	5.105V	0.63W		115.17V
3	0.55A	2.801W	81.38%	0.3
	5.091V	3.442W		115.17V
4	1A	5.08W	81.343%	0.389
	5.079V	6.245W		115.17V
5	1.5A	7.599W	82.138%	0.43
	5.065V	9.251W		115.17V
6	3A	15.069W	78.688%	0.492
	5.022V	19.149W		115.16V

230V

□□ #	5VSB	DC/AC (□)	□□	PF/AC □□
1	0.045A	0.23W	53.412%	0.016
	5.106V	0.431W		230.4V
2	0.09A	0.459W	63.506%	0.027
	5.104V	0.724W		230.4V
3	0.55A	2.801W	78.805%	0.126
	5.091V	3.555W		230.4V
4	1A	5.08W	80.292%	0.201
	5.079V	6.328W		230.4V
5	1.5A	7.599W	81.014%	0.261
	5.065V	9.378W		230.4V
6	3A	15.069W	79.805%	0.357
	5.022V	18.883W		230.4V

Supplementary Tests (For Reference)

10-110%□□□□

115V

□□	12V	5V	3.3V	5VSB	DC/AC (□)	□□	□□□□ (RPM)	□□□□□□□ (dB[A])	□□ (□□ /□□)	PF/AC □□
10%	5.190A	1.98A	2.001A	0.987A	84.997	84.789%	1010	23.5	40.23°C	0.971
	12.214V	5.052V	3.297V	5.067V	100.247				44.45°C	115.14V
20%	11.388A	2.971A	3.003A	1.189A	169.949	89.16%	1011	23.6	40.38°C	0.978
	12.210V	5.049V	3.296V	5.049V	190.608				45.14°C	115.1V
30%	17.932A	3.469A	3.505A	1.391A	254.956	90.378%	1014	23.6	41.51°C	0.982
	12.207V	5.046V	3.295V	5.032V	282.098				46.79°C	115.08V
40%	24.486A	3.967A	4.007A	1.596A	340.048	90.587%	1015	23.7	41.86°C	0.989
	12.204V	5.043V	3.294V	5.014V	375.385				47.61°C	115.06V
50%	30.693A	4.962A	5.01A	1.802A	424.966	90.245%	1016	23.7	42.11°C	0.993
	12.200V	5.039V	3.293V	4.996V	470.903				48.27°C	115.04V
60%	36.869A	5.958A	6.014A	2A	509.45	89.727%	1035	24.1	42.75°C	0.995
	12.197V	5.036V	3.292V	4.978V	567.777				49.39°C	115.03V
70%	43.116A	6.956A	7.019A	2.219A	594.845	88.843%	1900	41.3	43.03°C	0.996
	12.194V	5.033V	3.291V	4.958V	669.544				50.11°C	115.01V
80%	49.369A	7.952A	8.023A	2.327A	679.667	88.099%	2127	44.3	43.56°C	0.997
	12.189V	5.03V	3.29V	4.942V	771.485				51.66°C	114.99V
90%	56.012A	8.455A	8.511A	2.436A	765.106	87.314%	2128	44.3	44.91°C	0.997
	12.187V	5.026V	3.289V	4.927V	876.279				54.01°C	114.96V
100%	62.399A	8.958A	9.03A	3.064A	849.94	86.29%	2135	44.5	45.3°C	0.998
	12.183V	5.023V	3.288V	4.896V	984.968				55.31°C	114.94V
110%	68.655A	9.961A	10.128A	3.073A	934.533	85.141%	2140	44.6	47.23°C	0.998
	12.180V	5.019V	3.287V	4.882V	1097.623				58.17°C	114.92V
CL1	0.115A	11.92A	12.051A	0A	101.293	82.159%	1018	23.7	42.88°C	0.988
	12.216V	5.05V	3.294V	5.071V	123.29				48.41°C	115.14V

CL2	0.114A	19.766A	0A	0A	101.39	80.274%	1014	23.6	41.34°C	0.988
	12.217V	5.059V	3.289V	5.086V	126.307				48.43°C	115.14V
CL3	0.114A	0A	19.988A	0A	67.386	73.966%	1019	23.8	44.58°C	0.969
	12.214V	5.042V	3.302V	5.07V	91.104				53.61°C	115.15V
CL4	69.738A	0A	0A	0A	849.856	86.964%	2134	44.5	46.28°C	0.998
	12.187V	5.025V	3.292V	5.004V	977.252				57.17°C	114.95V

The results above are not used in the certification process

230V

□□	12V	5V	3.3V	5VSB	DC/AC (□)	□□	□□□□ (RPM)	□□□□□□□ (dB[A])	□□ (□□ /□□)	PF/AC □□
10%	5.191A	1.98A	2.002A	0.987A	85.004	86.427%	1006	24.4	40.34°C	0.836
	12.213V	5.052V	3.297V	5.067V	98.353				44.58°C	230.4V
20%	11.390A	2.972A	3.004A	1.189A	169.969	90.59%	1008	23.5	40.7°C	0.921
	12.209V	5.049V	3.296V	5.049V	187.635				45.22°C	230.39V
30%	17.936A	3.469A	3.505A	1.392A	254.982	91.861%	1012	23.6	41.45°C	0.95
	12.207V	5.045V	3.295V	5.031V	277.575				46.46°C	230.38V
40%	24.490A	3.967A	4.007A	1.596A	340.075	92.251%	1013	23.6	41.79°C	0.964
	12.203V	5.042V	3.294V	5.014V	368.642				47.36°C	230.37V
50%	30.701A	4.962A	5.01A	1.802A	425.045	92.144%	1016	23.7	42.12°C	0.972
	12.200V	5.039V	3.293V	4.995V	461.279				48.25°C	230.35V
60%	36.875A	5.959A	6.014A	2.001A	509.52	91.953%	1048	24.5	42.74°C	0.978
	12.197V	5.036V	3.292V	4.977V	554.105				49.39°C	230.34V
70%	43.122A	6.956A	7.019A	2.219A	594.889	91.428%	1844	40.4	42.99°C	0.983
	12.193V	5.033V	3.291V	4.958V	650.666				50.09°C	230.32V
80%	49.374A	7.953A	8.023A	2.327A	679.709	90.943%	2118	44.1	43.82°C	0.985
	12.189V	5.029V	3.29V	4.942V	747.405				51.87°C	230.31V
90%	56.019A	8.456A	8.512A	2.436A	765.144	90.492%	2124	44.2	44.61°C	0.986
	12.186V	5.026V	3.289V	4.926V	845.535				53.64°C	230.29V
100%	62.404A	8.959A	9.03A	3.064A	849.972	89.886%	2131	44.4	45.7°C	0.988
	12.183V	5.023V	3.288V	4.896V	945.617				55.73°C	230.28V

110%	68.658A	9.961A	10.128A	3.073A	934.544	89.183%	2139	44.6	47.46°C	0.989
	12.180V	5.019V	3.287V	4.882V	1047.896				58.4°C	230.27V
CL1	0.115A	11.92A	12.051A	0A	101.295	83.637%	1016	23.7	42.85°C	0.87
	12.216V	5.05V	3.294V	5.071V	121.113				48.33°C	230.39V
CL2	0.114A	19.768A	0A	0A	101.392	81.688%	1017	23.7	43.92°C	0.874
	12.218V	5.058V	3.289V	5.086V	124.123				50.99°C	230.39V
CL3	0.114A	0A	19.991A	0A	67.387	75.525%	1017	23.7	43.46°C	0.823
	12.214V	5.039V	3.301V	5.07V	89.226				52.52°C	230.39V
CL4	69.741A	0A	0A	0A	849.861	90.667%	2125	44.3	44.73°C	0.988
	12.187V	5.025V	3.292V	5.004V	937.351				55.7°C	230.28V

The results above are not used in the certification process

20-80□□□□□

115V

□□	12V	5V	3.3V	5VSB	DC/AC (□)	□□	□□□□ (RPM)	□□□□□□□ (dB[A])	□□ (□□ /□□)	PF/AC □□
20W	1.216A	0.495A	0.5A	0.196A	20.001	66.819%	995	23.2	36.93°C	0.848
	12.207V	5.054V	3.297V	5.1V	29.933				39.99°C	115.16V
40W	2.676A	0.693A	0.7A	0.294A	39.998	77.857%	1001	23.3	37.52°C	0.93
	12.214V	5.054V	3.298V	5.094V	51.373				40.81°C	115.16V
60W	4.137A	0.891A	0.9A	0.393A	59.995	82.757%	1004	23.4	38.29°C	0.965
	12.213V	5.053V	3.298V	5.089V	72.495				42.05°C	115.15V
80W	5.594A	1.089A	1.101A	0.492A	79.952	84.807%	1006	23.4	39.18°C	0.969
	12.213V	5.053V	3.298V	5.083V	94.275				43.11°C	115.15V

The results above are not used in the certification process

230V

□□	12V	5V	3.3V	5VSB	DC/AC (□)	□□	□□□□ (RPM)	□□□□□□□ (dB[A])	□□ (□□ /□□)	PF/AC □□
20W	1.217A	0.495A	0.5A	0.196A	20.007	67.564%	998	23.2	36.87°C	0.553
	12.207V	5.054V	3.297V	5.1V	29.613				39.92°C	230.4V
40W	2.676A	0.693A	0.7A	0.295A	40.005	79.024%	1001	23.3	37.61°C	0.69
	12.214V	5.054V	3.298V	5.094V	50.623				40.97°C	230.41V
60W	4.138A	0.891A	0.901A	0.393A	60.004	83.866%	1002	23.3	38.56°C	0.777
	12.213V	5.053V	3.298V	5.089V	71.55				41.99°C	230.41V
80W	5.596A	1.089A	1.101A	0.492A	79.97	86.544%	1004	23.4	39.33°C	0.828
	12.213V	5.053V	3.298V	5.083V	92.404				43.18°C	230.41V

The results above are not used in the certification process

□□□□

115V

Test	12V	5V	3.3V	5VSB	Pass/Fail
10% Load	14.59mV	7.06mV	6.81mV	8.26mV	Pass
20% Load	19.07mV	9.46mV	7.93mV	8.87mV	Pass
30% Load	15.87mV	8.33mV	8.44mV	9.18mV	Pass
40% Load	15.82mV	10.64mV	10.03mV	9.08mV	Pass
50% Load	16.79mV	9.67mV	11.26mV	9.18mV	Pass
60% Load	17.04mV	10.79mV	11.67mV	10.30mV	Pass
70% Load	16.17mV	11.35mV	12.59mV	10.45mV	Pass
80% Load	16.86mV	12.68mV	16.99mV	10.91mV	Pass
90% Load	17.78mV	13.30mV	17.04mV	11.83mV	Pass
100% Load	29.21mV	13.73mV	19.80mV	14.69mV	Pass
110% Load	32.81mV	14.03mV	21.33mV	15.59mV	Pass
Crossload1	19.87mV	7.75mV	12.76mV	8.99mV	Pass
Crossload2	15.87mV	7.62mV	6.96mV	7.85mV	Pass

Test	12V	5V	3.3V	5VSB	Pass/Fail
Crossload3	13.98mV	5.52mV	14.23mV	8.31mV	Pass
Crossload4	29.31mV	11.55mV	16.04mV	13.34mV	Pass

The results above are not used in the certification process

230V

Test	12V	5V	3.3V	5VSB	Pass/Fail
10% Load	17.18mV	6.70mV	6.30mV	8.51mV	Pass
20% Load	22.49mV	8.39mV	7.32mV	8.87mV	Pass
30% Load	18.76mV	8.38mV	8.09mV	8.72mV	Pass
40% Load	18.05mV	10.69mV	10.80mV	9.08mV	Pass
50% Load	18.66mV	9.82mV	11.26mV	9.13mV	Pass
60% Load	17.64mV	10.18mV	10.49mV	13.25mV	Pass
70% Load	17.94mV	12.07mV	12.34mV	10.15mV	Pass
80% Load	19.53mV	12.12mV	16.38mV	10.50mV	Pass
90% Load	18.86mV	13.04mV	17.40mV	11.26mV	Pass
100% Load	30.79mV	14.15mV	19.07mV	13.95mV	Pass
110% Load	33.97mV	13.46mV	20.20mV	13.88mV	Pass
Crossload1	22.15mV	7.89mV	13.82mV	9.35mV	Pass
Crossload2	18.45mV	7.42mV	7.22mV	8.87mV	Pass
Crossload3	16.00mV	6.24mV	14.12mV	8.16mV	Pass
Crossload4	30.66mV	11.23mV	14.53mV	11.93mV	Pass

The results above are not used in the certification process





Cooler Master MWE Gold 850 V2 (GX Gold 750) (#2)

Top side

Power specifications label

本测试报告中包含的所有数据和图表均可在以下条件下由任何人使用：使用过程需提及测试结果由 Cybenetics提供。
在任何情况下都应提供原始测试结果文档的网站链接

Cybenetics 提供自愿性认证计划：电源方面有 ETA（效率）、 LAMBDA（噪声）与 SAFE（安全与正确运行）；散热产品方面有 DELTA（机箱隔音）与 PHI（风扇风量与静压）

CYBENETICS LTD Syrou 6, Latsia, 2231, Nicosia Cyprus

www.cybenetics.com - info@cybenetics.com