Montech Titan PLA 1200W

Serial Number

Lab ID MT12002304

Certification ID 252304

Test Result Report ID: 23PS2304A

Certificate Issue Date: Dec 13, 2023

Scheme: ETA-EMI PSU

115V 230V

Scheme: LAMBDA PSU

115V 230V

Aristeidis Bitziopoulos, Certification Body General Manager

General Information

Test Equipment

Electronic Loads	Chroma 63601-5 x2 Chroma 63600-2 Chroma 63640-80-80 x10 Chroma 63610-80-20
AC Sources	Chroma 6530, APM SP300VAC4000W-P, GW Instek ASR-3500
Power Analyzers	Rohde & Schwarz HMC8015 & NPA701
Oscilloscopes	Picoscope 4444, Siglent SDS2104X PLUS
Sound Analyzer	Bruel & Kjaer 2270 G4
Microphone	Bruel & Kjaer Type 4955-A
Temperature Logger	Picoscope TC-08
Tachometer	UNI-T UT372
Multimeters	Keysight 34465A
EMI Analyzer	TekBox TBMR-110M-EU
Isolation Transformer	4kVA
UPS	FSP Champ Tower 3kVA, CyberPower OLS3000E 3kVA
Testing Methodology	Cybenetics PSU Test Protocol

DUT Information(Non-accredited measurements)

Product Identification Details	
Brand	Montech
Model	Titan PLA 1200W
OEM/ODM	Seasonic
Serial Number	
Product Specifications	
Manufacturer-Provided Information	
Rated Voltage (Vrms)	100-240
Rated Current (Arms)	15-7.5
Rated Frequency (Hz)	50-60

Rated Power (W)	1200
Operating Temperature (Continuous Full Load) (°C)	
Type	ATX12V
Cable Design	Fully Modular
Warranty	-
Cybenetics Measurements	
Dimensions (W x H x D)	
Weight	
Cooling	135mm Fluid Dynamic Bearing Fan (HA13525H12F-Z)
Semi-Passive Operation	✓ (selectable)
Cybenetics Testing Information	
Lab ID	MT12002304
Date of receipt	Nov 30, 2023
Testing Date	Dec 11, 2023
Report Issued Date	Dec 13, 2023
DUT Notes	3.3V rail dropped below 3.14V in the 200% Transient Response Test (ATX v3.1)
Engineer Name	-
Authorized By the Laboratory Technical Manager	Aristeidis Bitziopoulos
Signature	

Cables and Connectors(Non-accredited measurements)

Modular Cables				
Description	Cable Count	Connector Count (Total)	Gauge	In Cable Capacitors
ATX connector 20+4 pin (630mm)	1	1	16-18AWG	No
4+4 pin EPS12V (710mm)	2	2	16AWG	No
6+2 pin PCIe (760mm)	3	3	16-18AWG	No
12+4 pin PCIe (760mm) (600W)	1	1	16-28AWG	No
SATA 3.3 (410mm+155mm)	1	2	18AWG	No
SATA (510mm+155mm+155mm+155mm)	4	16	18AWG	No
4-pin Molex (460mm+125mm+125mm)	1	3	18AWG	No

Power Specifications

Rail		3.3V	5V	12V	5VSB	-12V
Max. Power	Amps	25	25	100	3	0.3
	Watts	125		1200	15	3.6
Total Max. Power (W)		1200				

Parts Description

General Data	
Manufacturer (OEM)	Seasonic
PCB Type	Double-Sided
Primary Side	
Transient Filter	4x Y caps, 3x X caps, 2x CM chokes, 1x MOV
Inrush Protection	1x NTC Thermistor MF72 5D-20 (5 Ohm) & Relay
Bridge Rectifier(s)	2x
APFC MOSFETs	2x Toshiba TK31E60W (600V, 30.8A @ 25°C, Rds(on): 0.088Ohm)
APFC Boost Diode	1x Cree C6D10065 (650V, 10A @ 155°C)
Bulk Cap(s)	1x Rubycon (420V, 470uF, 3,000h @ 105°C, MXE) & 1x Rubycon (420V, 680uF, 3,000h @ 105°C, MXK)
Main Switchers	4x Infineon IPW60R120P7 (650V, 16A @ 100°C, Rds(on): 0.12Ohm)
APFC Controller	Champion CM6500UNX
Resonant Controller	Champion CU6901VPA
Topology	Primary side: APFC, Full-Bridge & LLC converter Secondary side: Synchronous Rectification & DC-DC converters
Secondary Side	
+12V MOSFETs	8x Nexperia PSMN1R0-40YLD (40V, 280A @ 25°C, Rds(on): 1.1mOhm)
5V & 3.3V	DC-DC Converters: 6x Nexperia PSMN4R0-30YLD (30V, 95A @ 25°C, Rds(on): 4mOhm) PWM Controller(s): ANPEC APW7159C
Filtering Capacitors	Electrolytic: 3x Nichicon (2-5,000h @ 105°C, HD), 9x Nippon Chemi-Con (5-6,000h @ 105°C, KZH), 4x Rubycon (3-6,000h @ 105°C, YXG), Polymer: 31x FPCAP
Supervisor IC	Weltrend WT7527RA (OCP, OVP, UVP, SCP, PG)

Fan Controller	Nuvoton M031
Fan Model	Hong Hua HA13525H12F-Z (135mm, 12V, 0.5A, Fluid Dynamic Bearing Fan)
5VSB Circuit	
Rectifier	1x
Standby PWM Controller	Excelliance MOS EM85690

Test Results

Temperature & Compliance Info

Temperature Range (°C /°F)	28-32 / 82.4-89.6
ErP Lot 3/6 Ready	✓
(EU) No 617/2013 Compliance	✓
ALPM (Alternative Low Power Mode) compatible	✓

Performance Summary

115V

Accredited	
Average Efficiency (>1450 load combinations)	89.741%
Average Noise Output (>1450 Load Combinations)	25.76dBA
Average PF (>1450 Load Combinations)	0.983
Efficiency With 10W (≤500W) or 2% (>500W) Load	76.872%
Standby Power Consumption	0.0594W
Non-Accredited	
12V Ripple (Full Load)	31.84mV
5V Ripple (Full Load)	24.77mV
3.3V Ripple (Full Load)	27.60mV
5VSB Ripple (Full Load)	31.84mV
12V Load Regulation	1.00%
5V Load Regulation	0.62%
3.3V Load Regulation	0.79%

5VSB Load Regulation	2.71%
Inrush Current	31.100A

230V

Accredited		
Average Efficiency (>1450 load combinations)	91.752%	
Average Noise Output (>1450 Load Combinations)	25.69dBA	
Average PF (>1450 Load Combinations)	0.959	
Efficiency With 10W (≤500W) or 2% (>500W) Load	-	
Standby Power Consumption	0.1180W	
Non-Accredited		
12V Ripple (Full Load)	31.95mV	
5V Ripple (Full Load)	22.81mV	
3.3V Ripple (Full Load)	25.97mV	
5VSB Ripple (Full Load)	32.77mV	
12V Load Regulation	1.03%	
5V Load Regulation	0.60%	
3.3V Load Regulation	0.79%	
5VSB Load Regulation	2.65%	
Inrush Current	65.600A	
12V Transient Response (200%)	11.43V	
5V Transient Response (200%)	4.856V	
3.3V Transient Response (200%)	3.127V	
5VSB Transient Response (200%)	4.850V	
Hold-Up Time & PWR_OK Signal	26.10ms	
AC Loss to PWR_OK Hold Up Time	21.40ms	
PWR_OK Inactive to DC Loss Delay	4.70ms	
PSU Timings: T1 (20% / 100%)	69.0ms	70.0ms
PSU Timings: T3 (20% / 100%)	127.0ms	126.0ms
12V OCP (28.5°C / 42.8°C)	136.40A (136.40%), 12.172V	135.60A (135.60%), 12.198V
5V OCP (28.5°C / 42.8°C)	35.5A (142.00%), 4.981V	35.1A (140.40%), 4.981V
3.3V OCP (28.5°C / 42.8°C)	34.4A (137.60%), 3.307V	34.6A (138.40%), 3.312V

5VSB OCP (28.5°C / 42.8°C)	6.6A (220.00%), 4.973V	6.5A (216.67%), 4.977V
OPP (29.70°C / 40.73°C)	138.23%	126.23%

Hold-Up Time & PWR_OK Signal

Hold-Up Time (ms)	26.1
AC Loss to PWR_OK Hold Up Time (ms)	21.4
PWR_OK Inactive to DC Loss Delay (ms)	4.7

□□□□□□

Tables

115V

Detailed Results						
	Average	Min	Limit Min	Max	Limit Max	Result
Mains Voltage RMS:	114.86 V	114.80 V	113.85 V	114.91 V	116.15 V	PASS
Mains Frequency:	60.00 Hz	59.98 Hz	59.40 Hz	60.02 Hz	60.60 Hz	PASS
Mains Voltage CF:	1.419	1.418	1.340	1.421	1.490	PASS
Mains Voltage THD:	0.15 %	0.10 %	N/A	0.26 %	2.00 %	PASS
Real Power:	0.059 W	0.040 W	N/A	0.080 W	N/A	N/A
Apparent Power:	10.409 W	10.378 W	N/A	10.449 W	N/A	N/A
Power Factor:	0.005	N/A	N/A	N/A	N/A	N/A

230V

Detailed Results						
	Average	Min	Limit Min	Max	Limit Max	Result
Mains Voltage RMS:	229.87 V	229.80 V	227.70 V	229.93 V	232.30 V	PASS
Mains Frequency:	50.00 Hz	49.99 Hz	49.50 Hz	50.01 Hz	50.50 Hz	PASS
Mains Voltage CF:	1.418	1.416	1.340	1.419	1.490	PASS

Mains Voltage THD:	0.13 %	0.09 %	N/A	0.20 %	2.00 %	PASS
Real Power:	0.118 W	0.073 W	N/A	0.169 W	N/A	N/A
Apparent Power:	35.234 W	35.194 W	N/A	35.285 W	N/A	N/A
Power Factor:	0.003	N/A	N/A	N/A	N/A	N/A

Efficiency Graph

115V

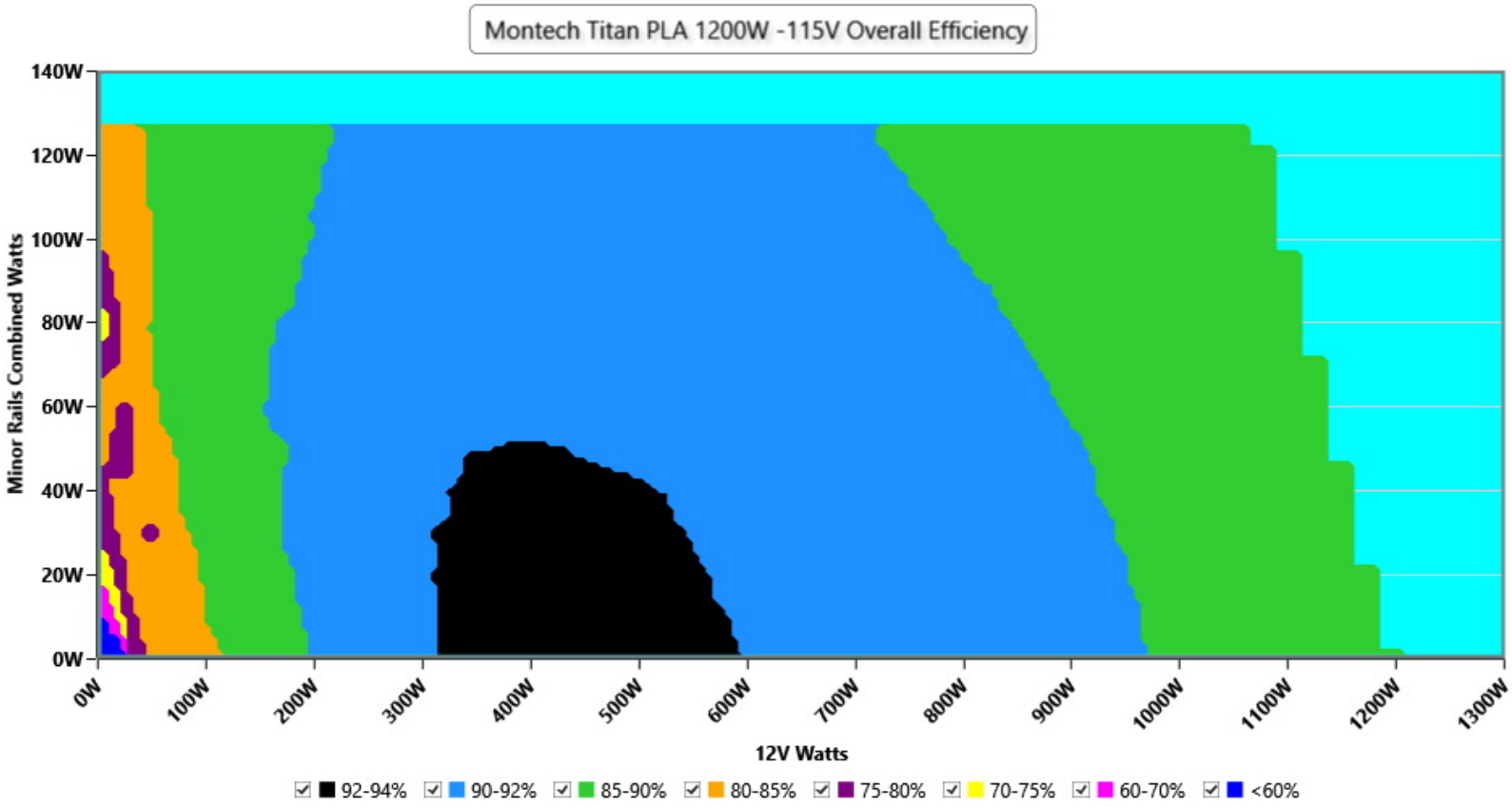

INFO

This graph depicts the PSU`s efficiency throughout its entire operational range. For the generation of the efficiency and noise graphs we set our loaders to auto mode through our custom-made software before trying thousands of possible load combinations

230V

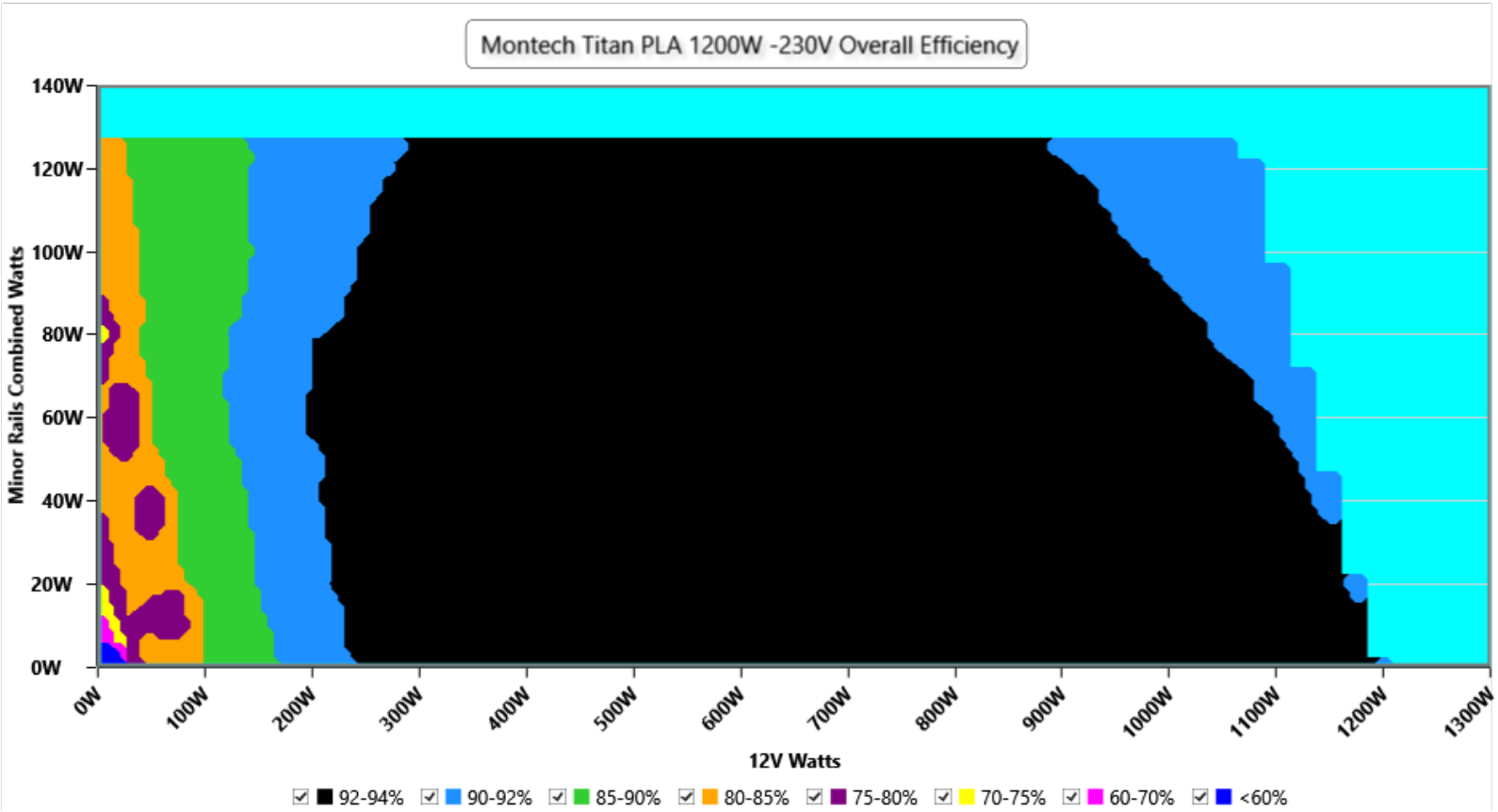

INFO

This graph depicts the PSU`s efficiency throughout its entire operational range. For the generation of the efficiency and noise graphs we set our loaders to auto mode through our custom-made software before trying thousands of possible load combinations

Noise Graph

115V

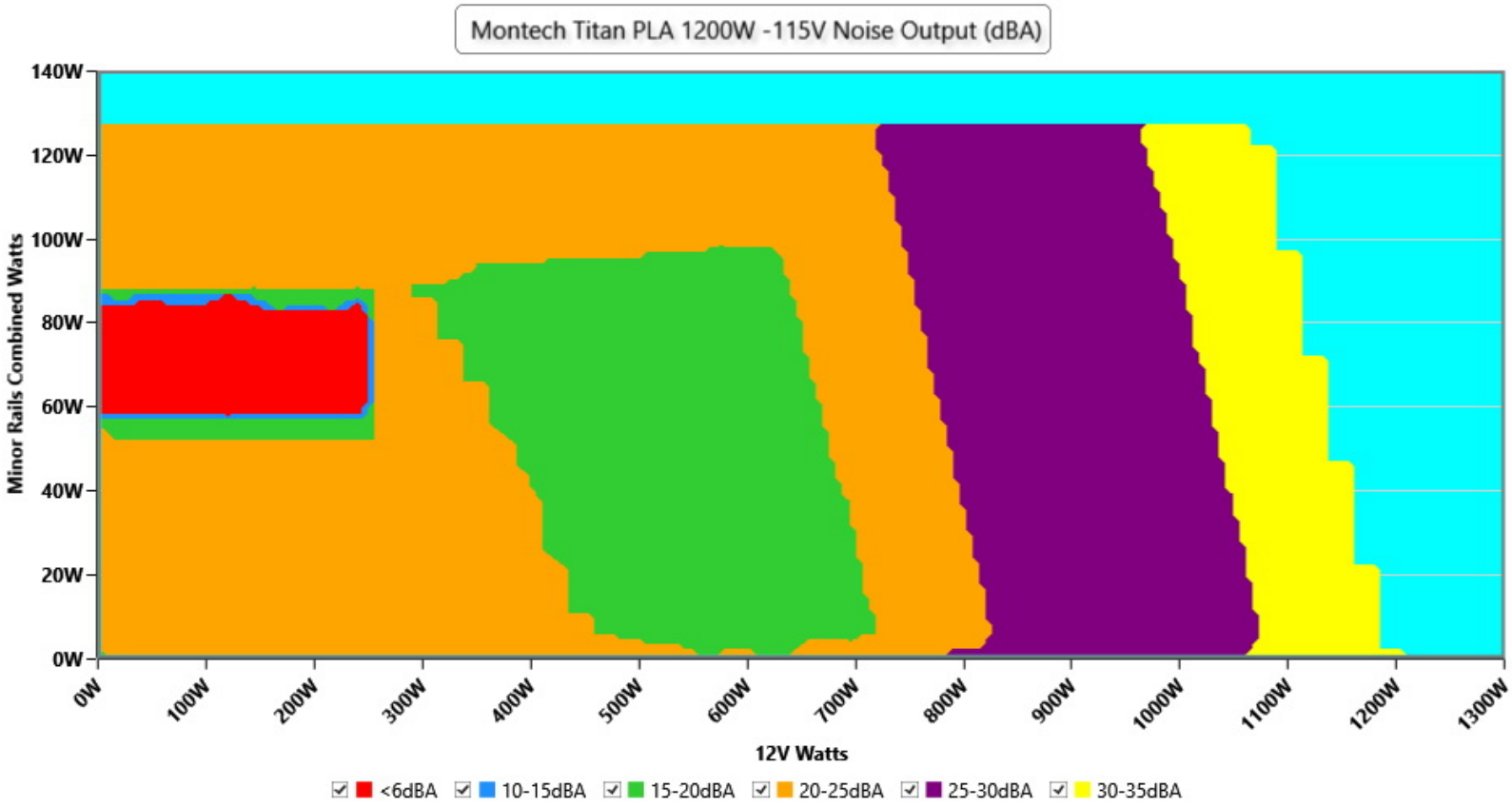

INFO

The PSU`s noise in its entire operational range and under 30-32 °C ambient is depicted in this graph. The X axis represents the load on the +12V rail(s) while the Y axis is the load on the minor rails

230V

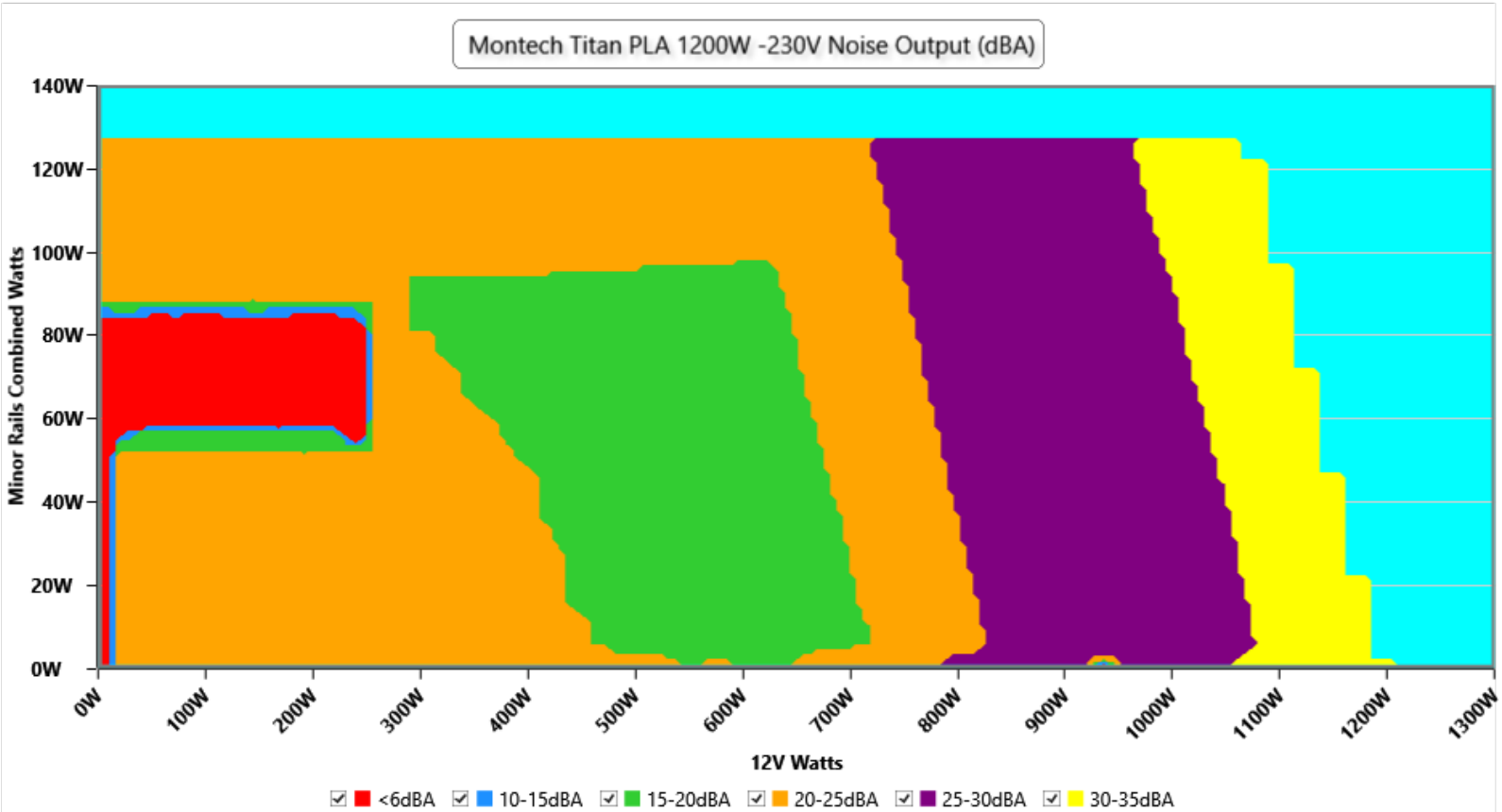

INFO

The PSU`s noise in its entire operational range and under 30-32 °C ambient is depicted in this graph. The X axis represents the load on the +12V rail(s) while the Y axis is the load on the minor rails

Indicative Performance

Efficiency under high ambient temperature

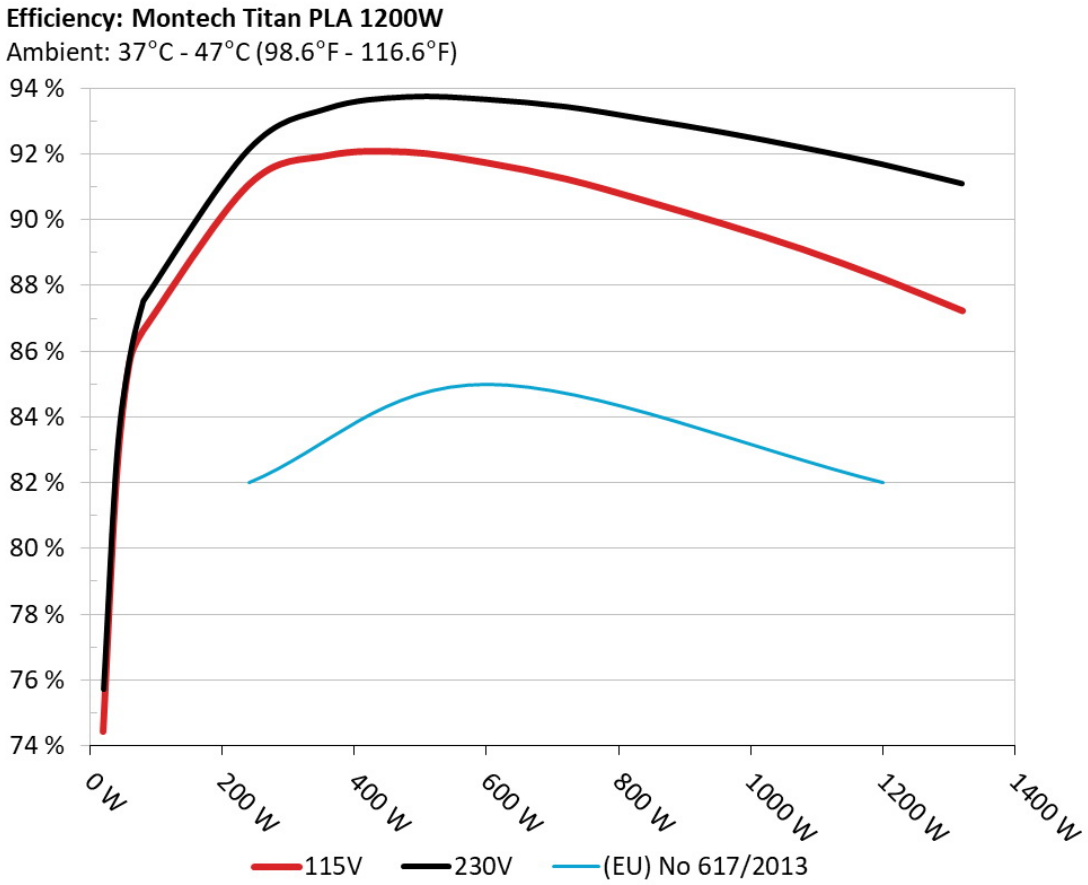

INFO

The PSU`s efficiency under high ambient temperatures with 115V and 230V input. For this graph the results of the 10-110% load regulation table are used

5VSB Efficiency

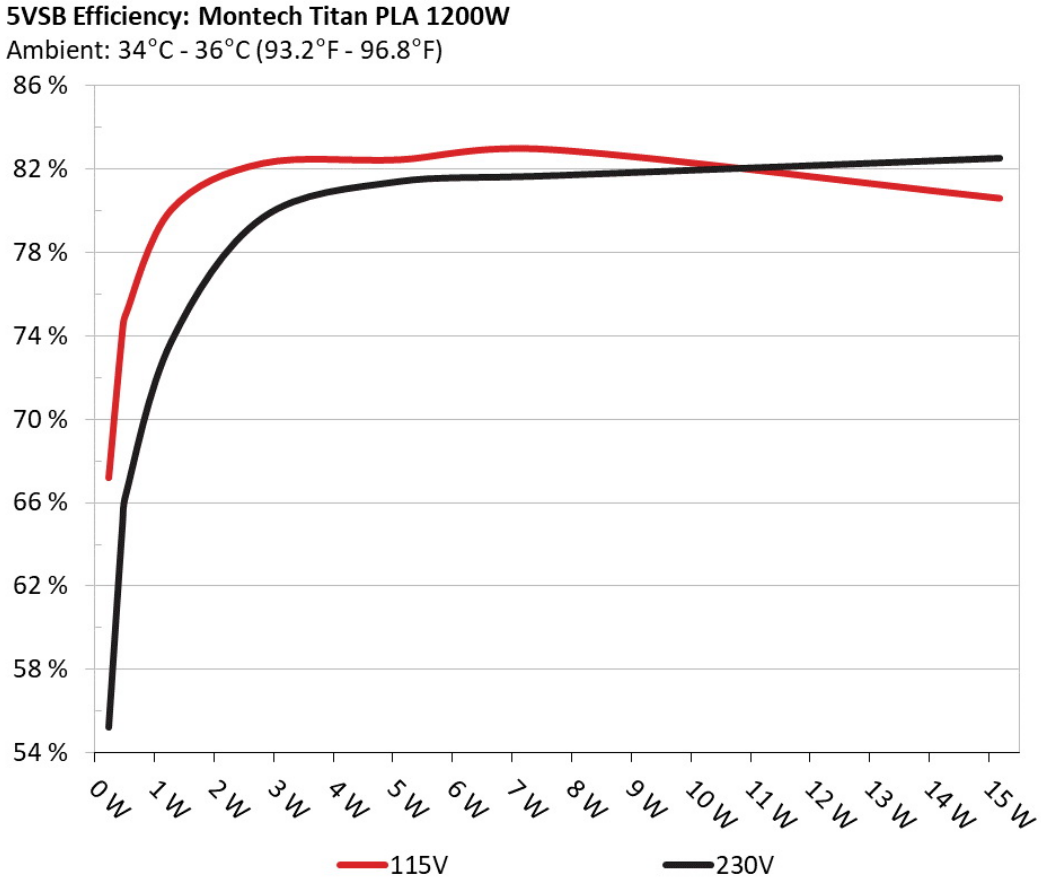

INFO

This graph depicts the efficiency levels of the 5VSB rail with 115V and 230V input

5VSB Efficiency (ERP LOT 3/6 & CEC)

115V

Test #	5VSB	DC/AC (Watts)	Efficiency	PF/AC Volts
1	0.045A	0.23W	66.691%	0.034
	5.121V	0.345W		114.87V
2	0.09A	0.461W	73.774%	0.06
	5.12V	0.625W		114.87V
3	0.55A	2.81W	81.752%	0.261
	5.11V	3.437W		114.87V
4	1A	5.1W	81.924%	0.355
	5.1V	6.225W		114.85V
5	1.5A	7.635W	82.415%	0.412
	5.089V	9.264W		114.85V
6	3A	15.168W	80.081%	0.487
	5.056V	18.941W		114.84V

230V

Test #	5VSB	DC/AC (Watts)	Efficiency	PF/AC Volts
1	0.045A	0.231W	54.739%	0.012
	5.121V	0.422W		229.87V
2	0.09A	0.461W	64.477%	0.021
	5.12V	0.715W		229.86V
3	0.55A	2.81W	79.185%	0.099
	5.109V	3.549W		229.87V
4	1A	5.1W	80.923%	0.164
	5.1V	6.302W		229.87V
5	1.5A	7.635W	81.203%	0.219
	5.089V	9.402W		229.86V
6	3A	15.171W	82.04%	0.327
	5.056V	18.493W		229.86V

Protection Features

OCP (Normal @ 28.5°C)	12V: 136.40A (136.40%), 12.172V 5V: 35.5A (142.00%), 4.981V 3.3V: 34.4A (137.60%), 3.307V 5VSB: 6.6A (220.00%), 4.973V
OCP (Hot @ 42.8°C)	12V: 135.60A (135.60%), 12.198V 5V: 35.1A (140.40%), 4.981V 3.3V: 34.6A (138.40%), 3.312V 5VSB: 6.5A (216.67%), 4.977V
OPP (Normal @ 29.7°C)	1658.74W (138.23%)
OPP (Hot @ 40.7°C)	1514.76W (126.23%)
OTP	✓ (137°C @ Main Transformer)
SCP	12V to Earth: ✓ 5V to Earth: ✓ 3.3V to Earth: ✓ 5VSB to Earth: ✓ -12V to Earth: ✓
PWR_OK	Proper Operation
NLO	✓
Fan Failure Protection	✗
SIP	Surge: MOV Inrush: NTC & Bypass Relay

Supplementary Tests (For Reference)

Typical Load Tests

115V

Test	12V	5V	3.3V	5VSB	DC/AC (Watts)	Efficiency	Fan Speed (RPM)	PSU Noise (dB[A])	Temps (In/Out)	PF/AC Volts
10%	8.075A	1.993A	1.986A	0.982A	119.991	86.63%	0	<6.0	44.39°C	0.967
	12.185V	5.018V	3.322V	5.094V	138.508				40.19°C	114.81V

Test	12V	5V	3.3V	5VSB	DC/AC (Watts)	Efficiency	Fan Speed (RPM)	PSU Noise (dB[A])	Temps (In/Out)	PF/AC Volts
20%	17.150A	2.991A	2.982A	1.181A	239.949	91.07%	0	<6.0	45.11°C	0.979
	12.190V	5.015V	3.32V	5.082V	263.476				40.57°C	114.78V
30%	26.567A	3.491A	3.483A	1.381A	359.196	91.962%	846	21.8	41.51°C	0.983
	12.163V	5.013V	3.316V	5.071V	390.589				46.53°C	114.74V
40%	36.041A	3.992A	3.982A	1.581A	479.566	92.069%	840	21.5	41.98°C	0.984
	12.163V	5.011V	3.315V	5.059V	520.879				47.49°C	114.7V
50%	45.114A	4.993A	4.982A	1.783A	599.326	91.746%	833	21.2	42.27°C	0.984
	12.165V	5.008V	3.312V	5.047V	653.246				48.26°C	114.66V
60%	54.233A	5.995A	5.983A	1.986A	719.845	91.252%	827	20.9	42.59°C	0.986
	12.170V	5.005V	3.31V	5.035V	788.852				49.17°C	114.61V
70%	63.293A	6.999A	6.986A	2.19A	839.583	90.587%	933	24.6	43.34°C	0.988
	12.173V	5.002V	3.307V	5.023V	926.825				50.36°C	114.58V
80%	72.391A	8.003A	7.989A	2.294A	959.561	89.872%	1038	28.3	43.76°C	0.99
	12.180V	4.998V	3.304V	5.013V	1067.7				51.81°C	114.52V
90%	81.806A	8.507A	8.479A	2.399A	1079.381	89.103%	1138	31.1	44.83°C	0.992
	12.185V	4.995V	3.302V	5.003V	1211.394				53.88°C	114.48V
100%	91.023A	9.013A	8.999A	3.011A	1199.436	88.222%	1251	34.0	45.7°C	0.993
	12.191V	4.993V	3.3V	4.982V	1359.577				55.71°C	114.42V
110%	100.178A	10.021A	10.099A	3.016A	1320.06	87.238%	1956	46.1	46.65°C	0.994
	12.196V	4.989V	3.297V	4.974V	1513.185				57.56°C	114.37V
CL1	0.115A	15.085A	15.023A	0.001A	126.312	82.363%	861	22.3	40.21°C	0.975
	12.231V	4.992V	3.302V	5.109V	153.36				45.65°C	114.81V
CL2	0.114A	25.022A	0A	0.001A	126.258	80.897%	1069	29.1	40.97°C	0.975
	12.218V	4.99V	3.314V	5.111V	156.073				47.99°C	114.8V
CL3	0.113A	0A	24.983A	0.001A	83.89	74.276%	1068	29.1	40.19°C	0.967
	12.208V	5.008V	3.302V	5.111V	112.944				49.21°C	114.82V
CL4	98.547A	0A	0A	0A	1200.003	88.701%	1237	33.8	45.41°C	0.992
	12.177V	5.013V	3.317V	5.052V	1352.862				56.39°C	114.42V

The results above are not used in the certification process

230V

Test	12V	5V	3.3V	5VSB	DC/AC (Watts)	Efficiency	Fan Speed (RPM)	PSU Noise (dB[A])	Temps (In/Out)	PF/AC Volts
10%	8.068A	1.992A	1.986A	0.982A	119.984	87.521%	0	<6.0	44.24°C	0.884
	12.194V	5.018V	3.323V	5.094V	137.1				40.03°C	229.85V
20%	17.139A	2.991A	2.982A	1.181A	239.942	92.133%	0	<6.0	45.46°C	0.943
	12.197V	5.015V	3.32V	5.082V	260.425				40.94°C	229.83V
30%	26.553A	3.491A	3.483A	1.381A	359.172	93.372%	845	21.8	41.53°C	0.962
	12.169V	5.013V	3.317V	5.071V	384.668				46.52°C	229.81V
40%	36.031A	3.991A	3.983A	1.581A	479.538	93.723%	839	21.5	41.84°C	0.97
	12.166V	5.011V	3.315V	5.059V	511.654				47.31°C	229.79V
50%	45.107A	4.992A	4.983A	1.783A	599.283	93.646%	832	21.2	42.33°C	0.976
	12.166V	5.008V	3.312V	5.048V	639.944				48.39°C	229.77V
60%	54.233A	5.994A	5.984A	1.986A	719.776	93.424%	825	20.8	43.08°C	0.979
	12.169V	5.005V	3.309V	5.036V	770.44				49.59°C	229.75V
70%	63.284A	6.998A	6.986A	2.189A	839.51	93.045%	931	24.6	43.88°C	0.982
	12.174V	5.002V	3.307V	5.024V	902.266				50.93°C	229.73V
80%	72.386A	8.001A	7.989A	2.293A	959.487	92.639%	1034	28.1	44.14°C	0.983
	12.180V	4.999V	3.304V	5.014V	1035.732				52.24°C	229.71V
90%	81.782A	8.505A	8.478A	2.398A	1079.291	92.179%	1134	30.8	45.1°C	0.985
	12.188V	4.996V	3.302V	5.005V	1170.87				54.17°C	229.7V
100%	91.008A	9.01A	8.999A	3.01A	1199.351	91.676%	1251	34.0	45.69°C	0.986
	12.193V	4.994V	3.3V	4.984V	1308.243				55.71°C	229.67V
110%	100.168A	10.018A	10.099A	3.014A	1320.001	91.088%	1886	44.9	46.64°C	0.987
	12.196V	4.991V	3.297V	4.976V	1449.144				57.56°C	229.65V
CL1	0.114A	15.082A	15.025A	0.001A	126.302	83.032%	860	22.3	39.26°C	0.895
	12.230V	4.993V	3.301V	5.11V	152.113				44.74°C	229.85V
CL2	0.113A	25.015A	0A	0.001A	126.258	81.574%	1064	29.1	40.11°C	0.897
	12.215V	4.992V	3.315V	5.112V	154.774				47.18°C	229.85V
CL3	0.113A	0A	24.996A	0.001A	83.885	74.776%	1063	29.1	40.66°C	0.852
	12.202V	5.01V	3.3V	5.112V	112.184				49.72°C	229.86V

Test	12V	5V	3.3V	5VSB	DC/AC (Watts)	Efficiency	Fan Speed (RPM)	PSU Noise (dB[A])	Temps (In/Out)	PF/AC Volts
CL4	98.609A	0A	0A	0A	1199.923	92.166%	1232	33.6	43.47°C	0.985
	12.168V	5.013V	3.317V	5.053V	1301.913				54.39°C	229.67V

The results above are not used in the certification process

Light Load Tests

115V

Test	12V	5V	3.3V	5VSB	DC/AC (Watts)	Efficiency	Fan Speed (RPM)	PSU Noise (dB[A])	Temps (In/Out)	PF/AC Volts
20W	1.230A	0.498A	0.496A	0.195A	19.996	74.437%	0	<6.0	39.78°C	0.852
	12.070V	5.024V	3.326V	5.117V	26.859				36.72°C	114.85V
40W	2.708A	0.697A	0.695A	0.293A	39.997	82.091%	0	<6.0	40.55°C	0.927
	12.074V	5.023V	3.325V	5.113V	48.726				37.2°C	114.84V
60W	4.183A	0.896A	0.893A	0.391A	59.997	85.697%	0	<6.0	41.98°C	0.949
	12.079V	5.022V	3.325V	5.11V	70.011				38.23°C	114.83V
80W	5.608A	1.095A	1.092A	0.49A	79.939	82.65%	0	<6.0	43.24°C	0.958
	12.182V	5.021V	3.324V	5.107V	96.722				39.26°C	114.83V

The results above are not used in the certification process

230V

Test	12V	5V	3.3V	5VSB	DC/AC (Watts)	Efficiency	Fan Speed (RPM)	PSU Noise (dB[A])	Temps (In/Out)	PF/AC Volts
20W	1.230A	0.498A	0.496A	0.195A	19.999	75.731%	0	<6.0	39.71°C	0.48
	12.073V	5.024V	3.326V	5.116V	26.417				36.64°C	229.87V
40W	2.706A	0.697A	0.695A	0.293A	40	82.8%	0	<6.0	40.86°C	0.658
	12.077V	5.022V	3.325V	5.113V	48.309				37.57°C	229.85V
60W	4.182A	0.896A	0.893A	0.391A	59.998	85.849%	0	<6.0	41.46°C	0.753
	12.083V	5.022V	3.324V	5.11V	69.888				37.91°C	229.86V
80W	5.606A	1.095A	1.092A	0.489A	79.932	83.201%	0	<6.0	42.34°C	0.822
	12.186V	5.021V	3.325V	5.107V	96.07				38.55°C	229.85V

The results above are not used in the certification process

Ripple Measurements

115V

Test	12V	5V	3.3V	5VSB	Pass/Fail
10% Load	21.38mV	16.68mV	20.73mV	21.45mV	Pass
20% Load	22.35mV	17.70mV	18.78mV	19.50mV	Pass
30% Load	21.89mV	19.09mV	19.14mV	30.84mV	Pass
40% Load	23.17mV	19.09mV	21.24mV	29.76mV	Pass
50% Load	21.58mV	20.32mV	20.78mV	30.48mV	Pass
60% Load	21.02mV	20.58mV	20.42mV	32.48mV	Pass
70% Load	23.01mV	20.48mV	21.34mV	28.73mV	Pass
80% Load	21.79mV	20.38mV	23.55mV	31.92mV	Pass
90% Load	23.22mV	21.66mV	24.68mV	29.66mV	Pass
100% Load	31.84mV	24.77mV	27.60mV	31.84mV	Pass
110% Load	32.66mV	24.74mV	27.69mV	32.72mV	Pass
Crossload1	20.89mV	19.31mV	23.14mV	34.93mV	Pass
Crossload2	24.19mV	27.35mV	25.19mV	33.76mV	Pass
Crossload3	24.65mV	21.09mV	25.96mV	33.61mV	Pass
Crossload4	32.56mV	23.40mV	26.61mV	32.50mV	Pass

The results above are not used in the certification process

230V

Test	12V	5V	3.3V	5VSB	Pass/Fail
10% Load	20.51mV	16.73mV	19.50mV	20.78mV	Pass
20% Load	22.61mV	17.55mV	18.88mV	18.52mV	Pass
30% Load	20.20mV	16.68mV	18.27mV	29.45mV	Pass
40% Load	21.07mV	18.68mV	19.70mV	30.94mV	Pass
50% Load	21.07mV	18.52mV	21.24mV	31.20mV	Pass
60% Load	21.07mV	19.40mV	19.70mV	31.10mV	Pass

Test	12V	5V	3.3V	5VSB	Pass/Fail
70% Load	21.12mV	19.96mV	22.57mV	32.38mV	Pass
80% Load	21.12mV	22.02mV	23.55mV	31.04mV	Pass
90% Load	20.82mV	21.20mV	23.29mV	30.17mV	Pass
100% Load	31.95mV	22.81mV	25.97mV	32.77mV	Pass
110% Load	32.44mV	24.31mV	27.50mV	32.93mV	Pass
Crossload1	20.66mV	19.65mV	22.46mV	35.70mV	Pass
Crossload2	25.01mV	25.92mV	26.78mV	36.02mV	Pass
Crossload3	24.34mV	19.14mV	24.93mV	35.56mV	Pass
Crossload4	31.84mV	21.00mV	25.79mV	33.95mV	Pass

The results above are not used in the certification process

Montech Titan PLA 1200W

Top side

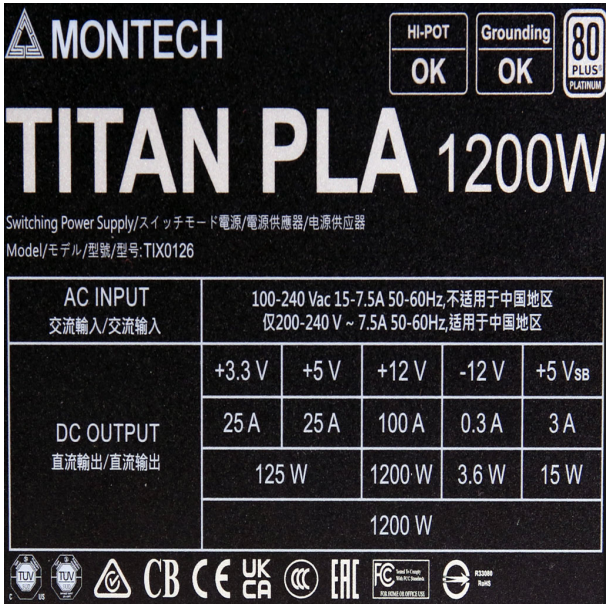

Power specifications label