Seasonic Prime Titanium Ultra 750W

Serial Number R1709AA183710034

Lab ID 231

Certification ID 25231

Test Result Report ID:

Certificate Issue Date: Apr 12, 2018

Scheme: ETA-EMI PSU

115V 230V

Scheme: LAMBDA PSU

115V 230V

Aristeidis Bitziopoulos, Certification Body General Manager

General Information

Test Equipment

Electronic Loads	Chroma 63601-5 x2 Chroma 63600-2 Chroma 63640-80-80 x10 Chroma 63610-80-20
AC Sources	Chroma 6530, APM SP300VAC4000W-P, GW Instek ASR-3500
Power Analyzers	Rohde & Schwarz HMC8015 & NPA701
Oscilloscopes	Picoscope 4444, Siglent SDS2104X PLUS
Sound Analyzer	Bruel & Kjaer 2270 G4
Microphone	Bruel & Kjaer Type 4955-A
Temperature Logger	Picoscope TC-08
Tachometer	UNI-T UT372
Multimeters	Keysight 34465A
EMI Analyzer	TekBox TBMR-110M-EU
Isolation Transformer	4kVA
UPS	FSP Champ Tower 3kVA, CyberPower OLS3000E 3kVA
Testing Methodology	Cybenetics PSU Test Protocol

DUT Information(Non-accredited measurements)

Product Identification Details	
Brand	Seasonic
Model	Prime Titanium Ultra 750W
OEM/ODM	Seasonic
Serial Number	R1709AA183710034
Product Specifications	
Manufacturer-Provided Information	
Rated Voltage (Vrms)	100-240
Rated Current (Arms)	9.5-4.5
Rated Frequency (Hz)	50-60

Rated Power (W)	750
Operating Temperature (Continuous Full Load) (°C)	
Type	ATX12V
Cable Design	Fully Modular
Warranty	-
Cybenetics Measurements	
Dimensions (W x H x D)	
Weight	
Cooling	135mm Fluid Dynamic Bearing Fan (HA13525L12F-Z)
Semi-Passive Operation	✓ (selectable)
Cybenetics Testing Information	
Lab ID	231
Date of receipt	Mar 30, 2018
Testing Date	Apr 10, 2018
Report Issued Date	Apr 12, 2018
Engineer Name	-
Authorized By the Laboratory Technical Manager	Aristeidis Bitziopoulos
Signature	

Cables and Connectors(Non-accredited measurements)

Modular Cables				
Description	Cable Count	Connector Count (Total)	Gauge	In Cable Capacitors
ATX connector 20+4 pin (600mm)	1	1	18-22AWG	No
4+4 pin EPS12V (660mm)	2	2	18AWG	No
6+2 pin PCIe (760mm)	4	4	18AWG	No
SATA (350mm+150mm+150mm+150mm)	1	4	18AWG	No
SATA (410mm+110mm+110mm+110mm)	1	4	18AWG	No
SATA (300mm+150mm)	1	2	18AWG	No
4 pin Molex (450mm+120mm+120mm)	1	3	18AWG	No
4 pin Molex (350mm+120mm)	1	2	18AWG	No

4-pin Molex Adapter / SATA (150mm+150mm)	1	2	18AWG	No
FDD Adapter (+100mm)	1	1	22AWG	No
AC Power Cord (1370mm) - C13 coupler	1	1	18AWG	-

Power Specifications

Rail		3.3V	5V	12V	5VSB	-12V
Max. Power	Amps	20	20	62	3	0.3
	Watts	100		744	15	3.6
Total Max. Power (W)		750				

Test Results

Temperature & Compliance Info

Temperature Range (°C /°F)	28-32 / 82.4-89.6
ErP Lot 3/6 Ready	✓
(EU) No 617/2013 Compliance	✓

Performance Summary

115V

Accredited	
Average Efficiency (>1450 load combinations)	91.787%
Average Noise Output (>1450 Load Combinations)	11.73dBA
Average PF (>1450 Load Combinations)	0.988
Efficiency With 10W (≤500W) or 2% (>500W) Load	-
Standby Power Consumption	0.0578W
Non-Accredited	
12V Ripple (Full Load)	16.17mV
5V Ripple (Full Load)	5.53mV
3.3V Ripple (Full Load)	7.64mV

5VSB Ripple (Full Load)	6.02mV
12V Load Regulation	0.10%
5V Load Regulation	0.08%
3.3V Load Regulation	0.24%
5VSB Load Regulation	1.09%
Inrush Current	24.793A

230V

Accredited		
Average Efficiency (>1450 load combinations)	93.787%	
Average Noise Output (>1450 Load Combinations)	10.26dBA	
Average PF (>1450 Load Combinations)	0.941	
Efficiency With 10W (≤500W) or 2% (>500W) Load	-	
Standby Power Consumption	0.0827W	
Non-Accredited		
12V Ripple (Full Load)	16.60mV	
5V Ripple (Full Load)	5.21mV	
3.3V Ripple (Full Load)	7.72mV	
5VSB Ripple (Full Load)	6.15mV	
12V Load Regulation	0.10%	
5V Load Regulation	0.08%	
3.3V Load Regulation	0.24%	
5VSB Load Regulation	1.11%	
Inrush Current	60.084A	
Hold-Up Time & PWR_OK Signal	28.10ms	
AC Loss to PWR_OK Hold Up Time	23.40ms	
PWR_OK Inactive to DC Loss Delay	4.70ms	
OPP (0.00°C / 0.00°C)	-	-

Hold-Up Time & PWR_OK Signal

Hold-Up Time (ms)	28.1
AC Loss to PWR_OK Hold Up Time (ms)	23.4
PWR_OK Inactive to DC Loss Delay (ms)	4.7

Vampire Power

Graphs

115V	230V

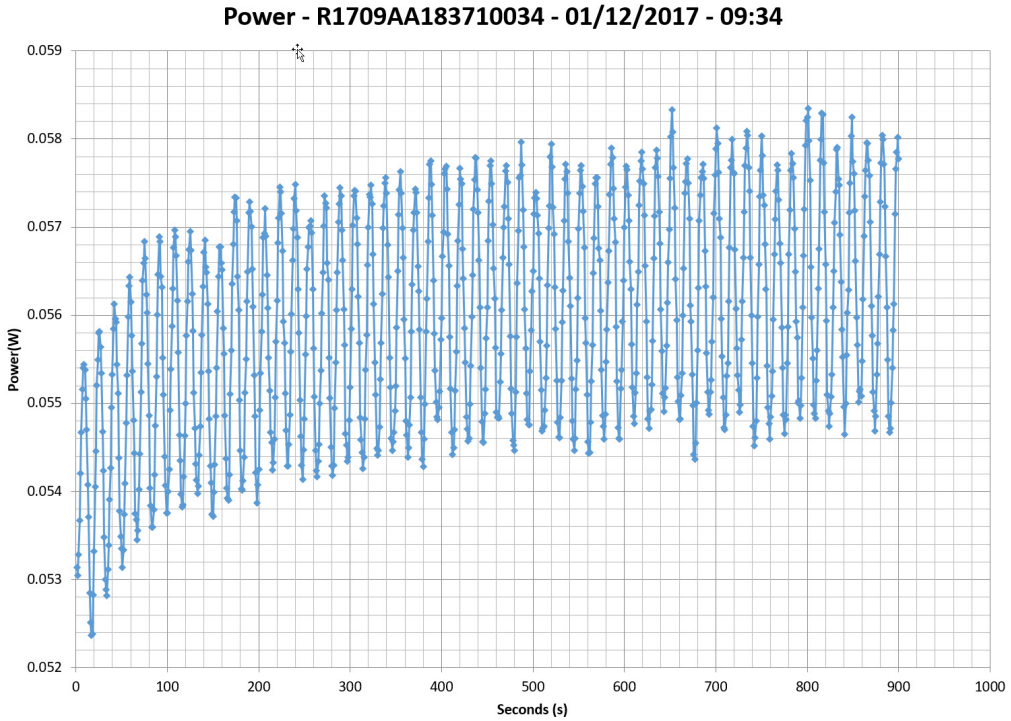

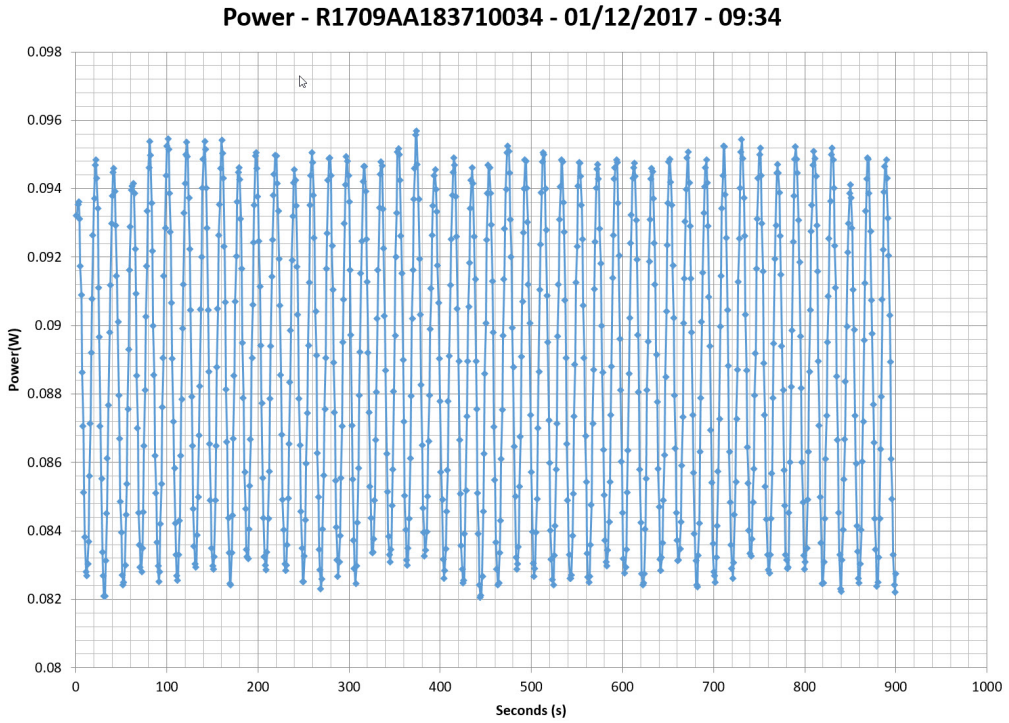

Efficiency Graph

115V

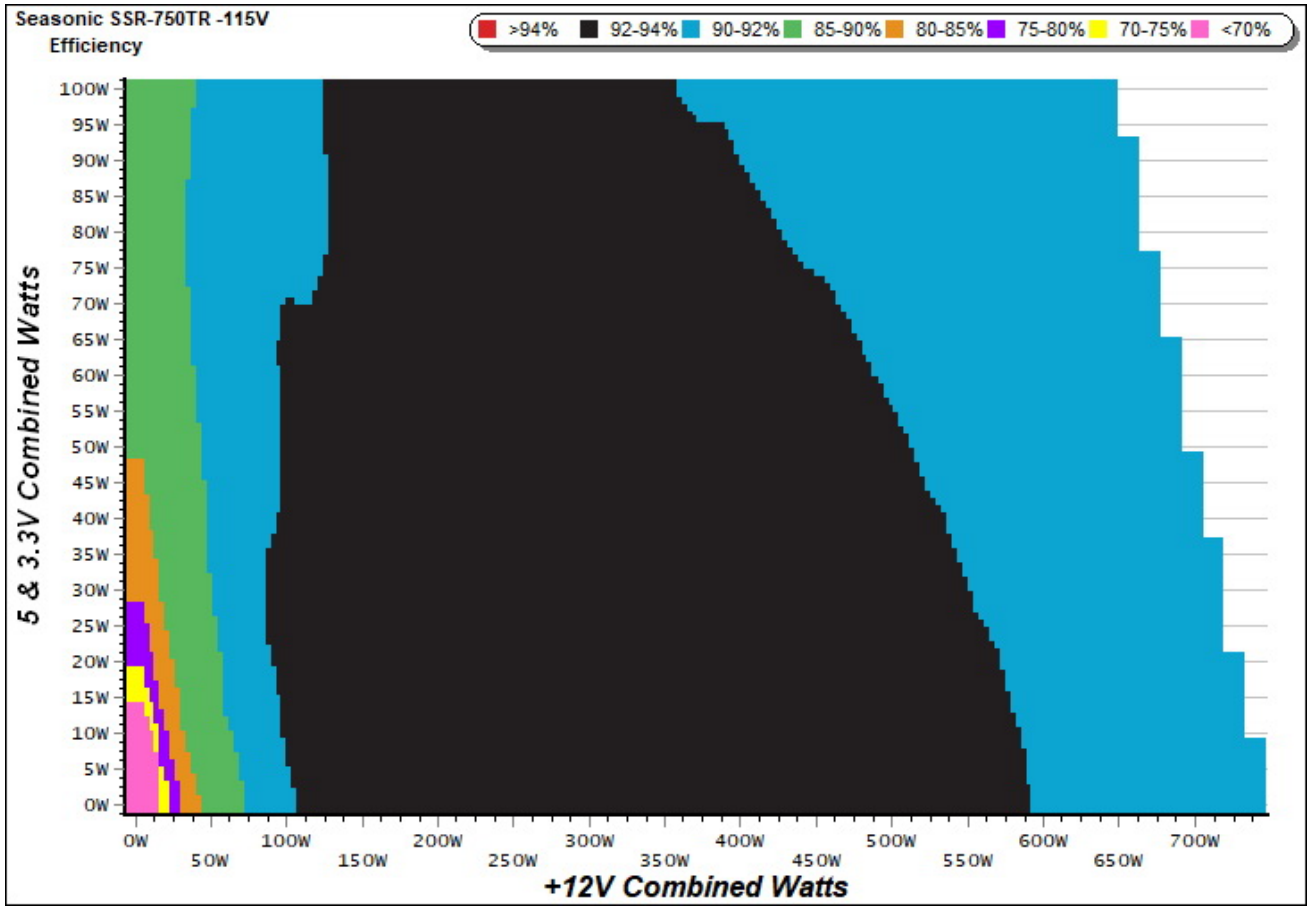

INFO

This graph depicts the PSU`s efficiency throughout its entire operational range. For the generation of the efficiency and noise graphs we set our loaders to auto mode through our custom-made software before trying thousands of possible load combinations.

230V

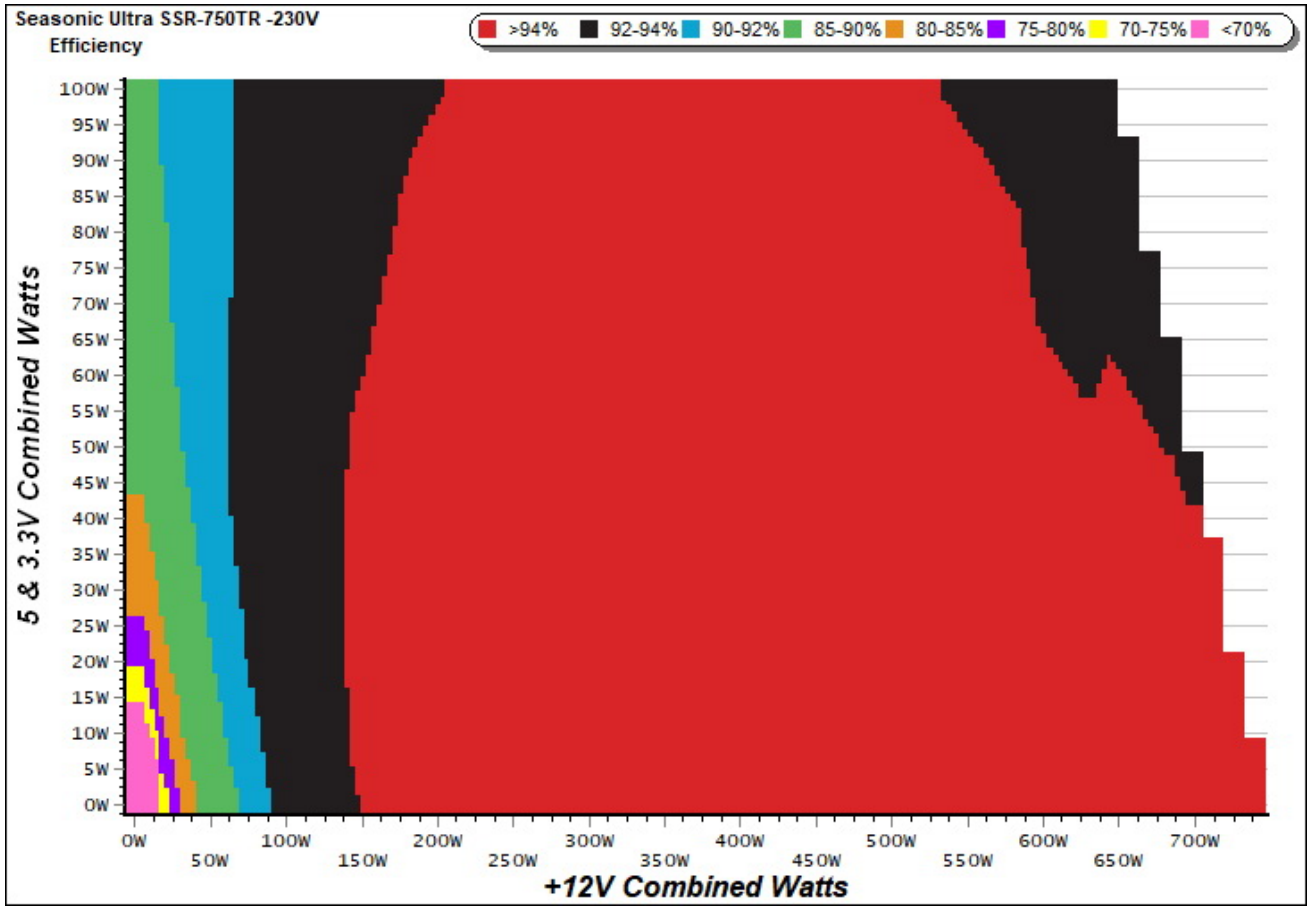

INFO

This graph depicts the PSU`s efficiency throughout its entire operational range. For the generation of the efficiency and noise graphs we set our loaders to auto mode through our custom-made software before trying thousands of possible load combinations.

Noise Graph

115V

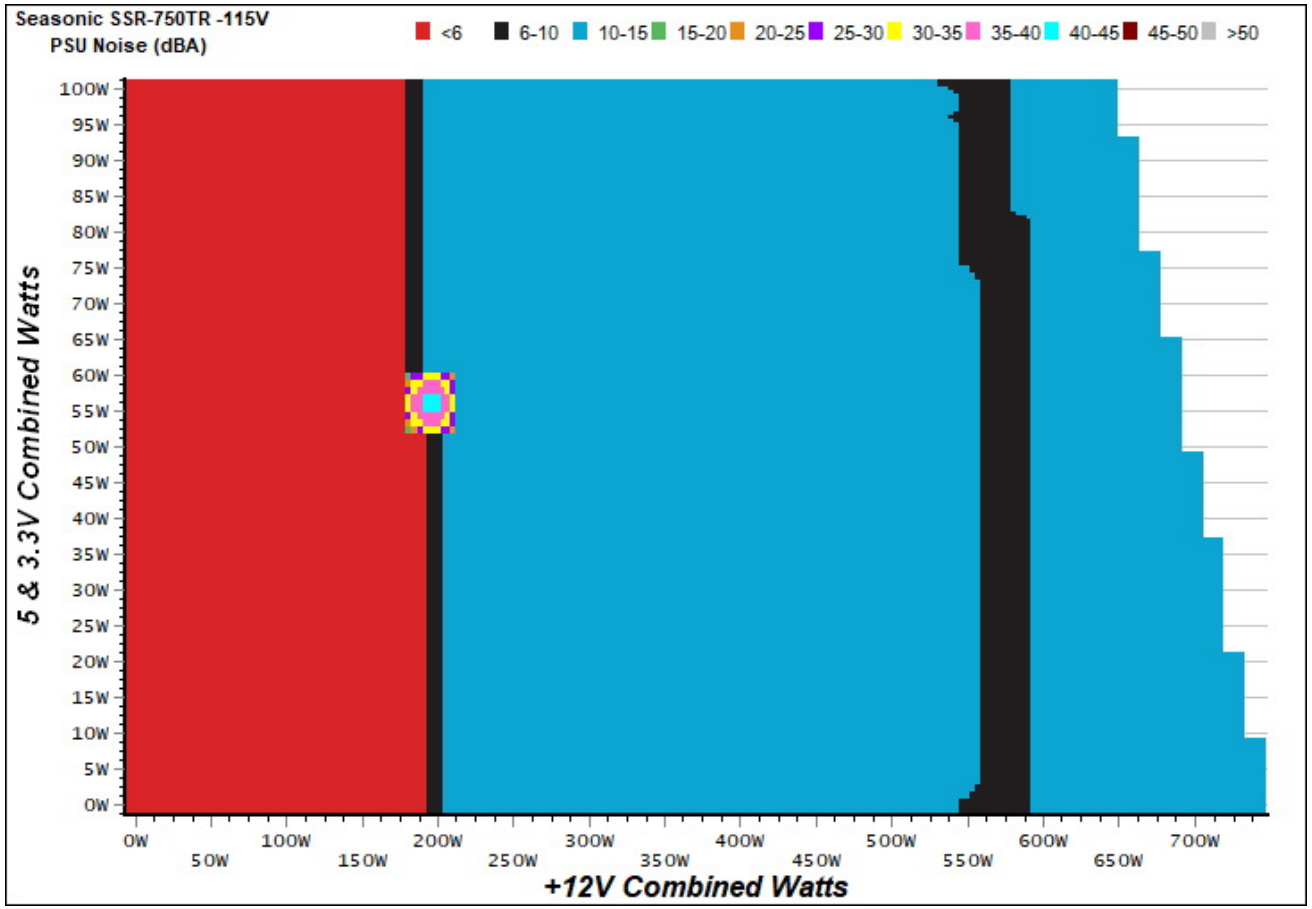

INFO

The PSU`s noise in its entire operational range and under 30-32 °C ambient is depicted in this graph. The X axis represents the load on the +12V rail(s) while the Y axis is the load on the minor rails.

230V

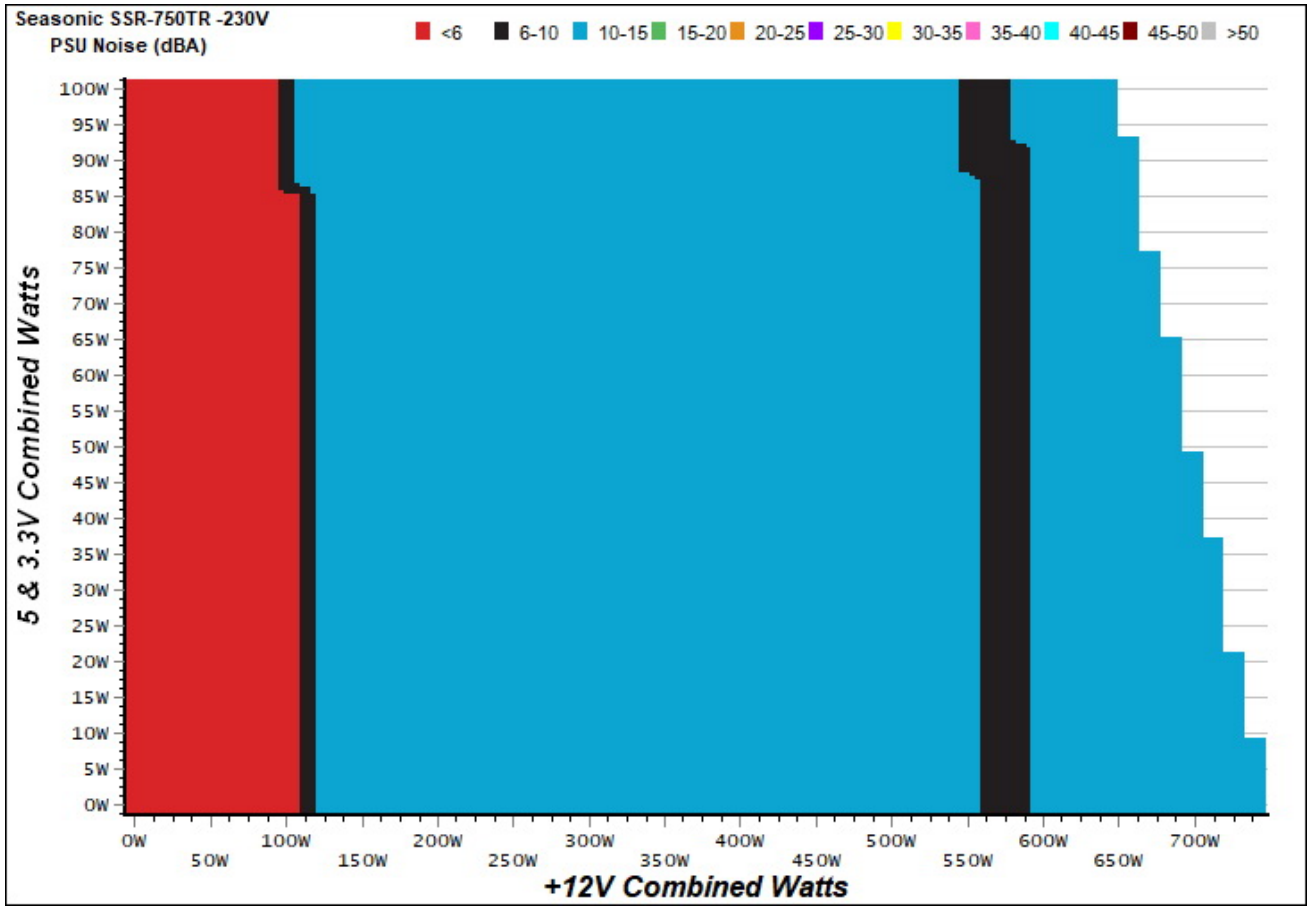

INFO

The PSU`s noise in its entire operational range and under 30-32 °C ambient is depicted in this graph. The X axis represents the load on the +12V rail(s) while the Y axis is the load on the minor rails.

Indicative Performance

Efficiency under high ambient temperature

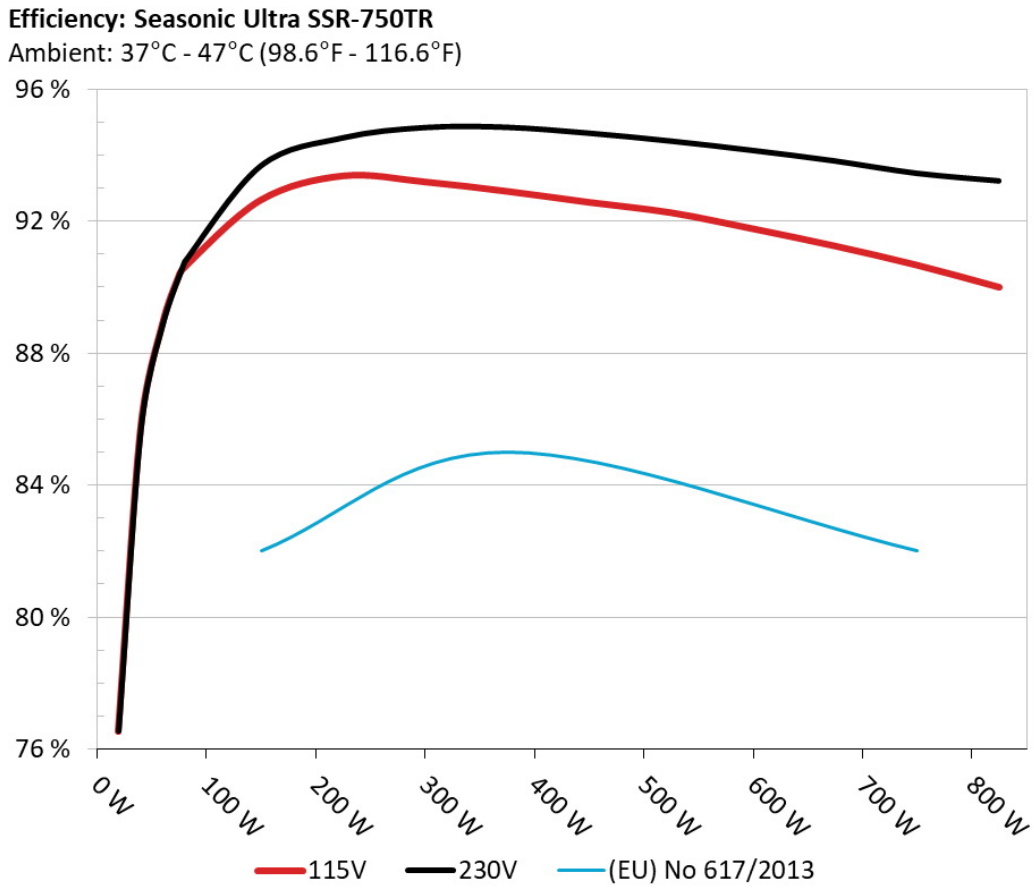

INFO

The PSU`s efficiency under high ambient temperatures with 115V and 230V input. For this graph the results of the 10-110% load regulation table are used.

5VSB Efficiency

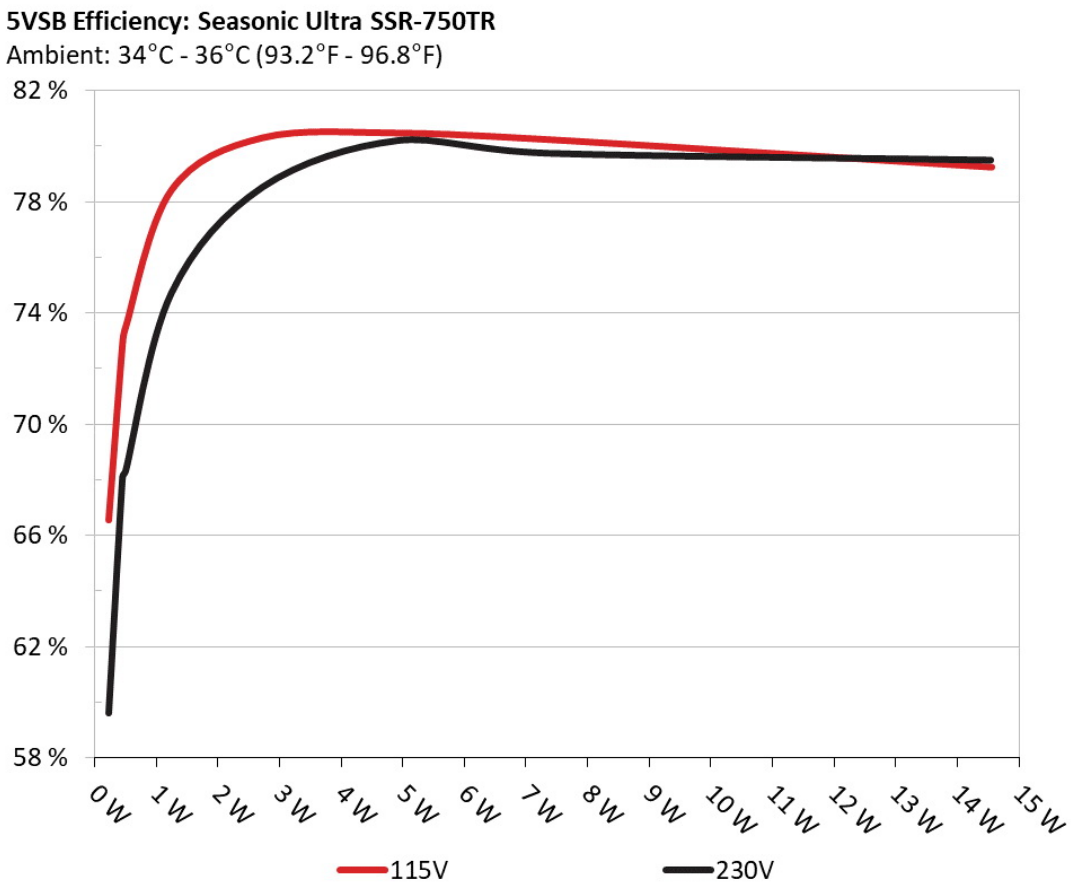

INFO

This graph depicts the efficiency levels of the 5VSB rail with 115V and 230V input.

5VSB Efficiency (ERP LOT 3/6 & CEC)

115V

Test #	5VSB	DC/AC (Watts)	Efficiency	PF/AC Volts
1	0.045A	0.223	66.567%	0.029
	4.960V	0.335		115.27V
2	0.090A	0.446	72.876%	0.052
	4.958V	0.612		115.27V
3	0.550A	2.717	80.290%	0.238
	4.941V	3.384		115.26V
4	1.000A	4.924	80.458%	0.342
	4.924V	6.120		115.26V
5	1.500A	7.359	80.225%	0.405
	4.906V	9.173		115.26V
6	3.000A	14.558	79.236%	0.484
	4.853V	18.373		115.24V

230V

Test #	5VSB	DC/AC (Watts)	Efficiency	PF/AC Volts
1	0.045A	0.223	59.626%	0.010
	4.960V	0.374		230.83V
2	0.090A	0.446	68.092%	0.018
	4.958V	0.655		230.84V
3	0.550A	2.717	78.526%	0.092
	4.940V	3.460		230.83V
4	1.000A	4.923	80.205%	0.154
	4.923V	6.138		230.83V
5	1.500A	7.355	79.746%	0.213
	4.903V	9.223		230.82V
6	3.000A	14.536	79.497%	0.325
	4.845V	18.285		230.82V

Supplementary Tests (For Reference)

Typical Load Tests

115V

Test #	12V	5V	3.3V	5VSB	DC/AC (Watts)	Efficiency	Fan Speed (RPM)	PSU Noise (dB[A])	Temps (In/Out)	PF/AC Volts
1	4.349A	1.985A	1.984A	0.997A	74.359	90.309%	380	9.6	38.09°C	0.959
	12.133V	5.035V	3.325V	5.015V	82.338				43.03°C	115.28V
2	9.749A	2.980A	2.978A	1.198A	149.282	92.638%	380	9.6	38.38°C	0.987
	12.143V	5.034V	3.323V	5.011V	161.146				43.38°C	115.18V
3	15.551A	3.478A	3.460A	1.398A	224.804	93.378%	380	9.6	38.74°C	0.993
	12.141V	5.033V	3.322V	5.007V	240.745				44.79°C	115.07V
4	21.283A	3.974A	3.973A	1.599A	299.588	93.197%	395	10.5	38.99°C	0.992
	12.141V	5.032V	3.321V	5.003V	321.458				45.85°C	115.07V
5	26.692A	4.970A	4.968A	1.800A	374.544	92.913%	435	10.7	39.89°C	0.991
	12.140V	5.032V	3.320V	5.000V	403.112				46.96°C	114.98V
6	32.095A	5.963A	5.965A	2.002A	449.442	92.580%	485	12.8	40.56°C	0.992
	12.140V	5.032V	3.319V	4.997V	485.461				47.86°C	114.88V
7	37.534A	6.957A	6.959A	2.203A	524.761	92.264%	370	10.4	41.09°C	0.993
	12.140V	5.031V	3.319V	4.994V	568.758				48.69°C	114.86V
8	42.966A	7.951A	7.957A	2.405A	600.065	91.773%	460	11.9	42.50°C	0.994
	12.141V	5.032V	3.318V	4.991V	653.860				50.25°C	114.75V
9	48.773A	8.449A	8.440A	2.404A	674.607	91.256%	540	15.8	43.61°C	0.995
	12.140V	5.031V	3.317V	4.992V	739.246				51.74°C	114.64V
10	54.376A	8.946A	8.954A	3.014A	749.837	90.675%	635	19.6	45.07°C	0.996
	12.140V	5.031V	3.317V	4.978V	826.954				53.50°C	114.63V
11	60.582A	8.948A	8.957A	3.014A	825.067	90.005%	1020	32.2	46.78°C	0.996
	12.138V	5.031V	3.316V	4.978V	916.691				55.69°C	114.51V
CL1	0.735A	12.003A	12.000A	0.000A	109.269	89.256%	440	11.6	43.62°C	0.980
	12.139V	5.036V	3.325V	5.063V	122.422				50.82°C	115.22V

CL2	62.011A	1.003A	0.999A	1.000A	765.999	90.858%	635	19.6	44.93°C	0.996
	12.137V	5.033V	3.317V	5.010V	843.072				53.14°C	114.61V

The results above are not used in the certification process

230V

Test #	12V	5V	3.3V	5VSB	DC/AC (Watts)	Efficiency	Fan Speed (RPM)	PSU Noise (dB[A])	Temps (In/Out)	PF/AC Volts
1	4.356A	1.986A	1.983A	0.997A	74.427	90.778%	380	9.6	38.11°C	0.763
	12.130V	5.034V	3.324V	5.015V	81.988				43.85°C	230.64V
2	9.754A	2.980A	2.979A	1.198A	149.316	93.684%	380	9.6	38.48°C	0.883
	12.140V	5.034V	3.323V	5.011V	159.383				44.32°C	230.76V
3	15.555A	3.478A	3.462A	1.398A	224.812	94.539%	380	9.6	38.74°C	0.933
	12.138V	5.033V	3.322V	5.007V	237.797				45.01°C	230.82V
4	21.288A	3.973A	3.973A	1.599A	299.584	94.851%	395	10.5	39.20°C	0.955
	12.138V	5.033V	3.321V	5.003V	315.846				45.74°C	230.76V
5	26.697A	4.969A	4.968A	1.800A	374.520	94.857%	435	10.7	39.76°C	0.966
	12.137V	5.032V	3.320V	5.000V	394.825				46.36°C	230.71V
6	32.101A	5.962A	5.967A	2.002A	449.419	94.681%	485	12.8	40.57°C	0.974
	12.137V	5.032V	3.319V	4.997V	474.667				47.55°C	230.65V
7	37.537A	6.956A	6.960A	2.203A	524.729	94.442%	370	10.4	41.18°C	0.979
	12.138V	5.032V	3.319V	4.994V	555.608				48.73°C	230.59V
8	42.975A	7.950A	7.957A	2.405A	600.043	94.155%	460	11.9	42.29°C	0.982
	12.138V	5.032V	3.318V	4.992V	637.294				50.04°C	230.46V
9	48.779A	8.447A	8.440A	2.404A	674.573	93.839%	525	13.8	43.79°C	0.986
	12.138V	5.031V	3.317V	4.992V	718.861				51.83°C	230.58V
10	54.387A	8.947A	8.955A	3.014A	749.806	93.463%	625	19.5	45.07°C	0.987
	12.137V	5.031V	3.316V	4.978V	802.253				53.22°C	230.52V
11	60.585A	8.946A	8.956A	3.014A	825.029	93.234%	945	31.6	46.18°C	0.987
	12.137V	5.031V	3.316V	4.978V	884.897				54.69°C	230.29V
CL1	0.734A	12.002A	11.999A	0.000A	109.247	89.781%	460	11.9	44.28°C	0.839
	12.137V	5.036V	3.325V	5.063V	121.682				50.28°C	230.97V

CL2	62.008A	1.001A	0.999A	1.000A	765.894	93.783%	625	19.5	45.56°C	0.987
	12.136V	5.034V	3.317V	5.011V	816.666				51.88°C	230.51V

The results above are not used in the certification process

Light Load Tests

115V

Test #	12V	5V	3.3V	5VSB	DC/AC (Watts)	Efficiency	Fan Speed (RPM)	PSU Noise (dB[A])	PF/AC Volts
1	1.178A	0.494A	0.480A	0.199A	19.377	76.550%	0	<6.0	0.779
	12.130V	5.037V	3.327V	5.033V	25.313				115.35V
2	2.432A	0.991A	0.991A	0.398A	39.787	85.707%	0	<6.0	0.899
	12.131V	5.034V	3.325V	5.027V	46.422				115.32V
3	3.623A	1.487A	1.473A	0.597A	59.334	88.834%	0	<6.0	0.945
	12.131V	5.035V	3.325V	5.023V	66.792				115.30V
4	4.875A	1.985A	1.983A	0.797A	79.733	90.603%	0	<6.0	0.961
	12.132V	5.035V	3.325V	5.020V	88.003				115.29V

The results above are not used in the certification process

230V

Test #	12V	5V	3.3V	5VSB	DC/AC (Watts)	Efficiency	Fan Speed (RPM)	PSU Noise (dB[A])	PF/AC Volts
1	1.190A	0.495A	0.479A	0.199A	19.522	76.653%	0	<6.0	0.461
	12.128V	5.038V	3.327V	5.034V	25.468				230.84V
2	2.441A	0.993A	0.993A	0.398A	39.909	85.785%	0	<6.0	0.628
	12.129V	5.035V	3.325V	5.027V	46.522				230.83V
3	3.631A	1.488A	1.473A	0.597A	59.432	89.374%	0	<6.0	0.719
	12.130V	5.035V	3.324V	5.024V	66.498				230.82V
4	4.882A	1.986A	1.984A	0.797A	79.809	91.162%	380	9.6	0.775
	12.129V	5.035V	3.324V	5.020V	87.546				230.81V

The results above are not used in the certification process

Ripple Measurements

115V

Test	12V	5V	3.3V	5VSB	Pass/Fail
10% Load	4.4 mV	2.5 mV	3.6 mV	2.6 mV	Pass
20% Load	21.2 mV	3.2 mV	4.7 mV	3.1 mV	Pass
30% Load	10.2 mV	3.2 mV	4.8 mV	2.9 mV	Pass
40% Load	10.2 mV	3.6 mV	4.7 mV	3.4 mV	Pass
50% Load	11.6 mV	4.1 mV	5.3 mV	3.8 mV	Pass
60% Load	12.2 mV	4.7 mV	5.9 mV	4.5 mV	Pass
70% Load	13.8 mV	4.8 mV	6.4 mV	5.0 mV	Pass
80% Load	14.9 mV	4.6 mV	7.1 mV	5.1 mV	Pass
90% Load	14.8 mV	4.5 mV	7.0 mV	5.0 mV	Pass
100% Load	16.2 mV	5.5 mV	7.6 mV	6.0 mV	Pass
110% Load	17.4 mV	5.7 mV	8.3 mV	6.6 mV	Pass
Crossload 1	21.0 mV	5.2 mV	7.1 mV	3.1 mV	Pass
Crossload 2	16.7 mV	3.3 mV	5.0 mV	5.1 mV	Pass

The results above are not used in the certification process

230V

Test	12V	5V	3.3V	5VSB	Pass/Fail
10% Load	4.2 mV	2.5 mV	3.6 mV	2.4 mV	Pass
20% Load	23.3 mV	3.3 mV	5.0 mV	3.3 mV	Pass
30% Load	10.4 mV	3.0 mV	4.6 mV	2.9 mV	Pass
40% Load	10.5 mV	3.4 mV	4.9 mV	3.3 mV	Pass
50% Load	11.9 mV	3.9 mV	5.4 mV	3.8 mV	Pass
60% Load	12.4 mV	4.7 mV	5.9 mV	4.6 mV	Pass
70% Load	13.7 mV	4.5 mV	6.1 mV	4.8 mV	Pass
80% Load	15.5 mV	4.3 mV	6.9 mV	4.9 mV	Pass

Test	12V	5V	3.3V	5VSB	Pass/Fail
90% Load	15.5 mV	4.7 mV	7.5 mV	5.4 mV	Pass
100% Load	16.6 mV	5.2 mV	7.7 mV	6.2 mV	Pass
110% Load	17.6 mV	5.4 mV	8.1 mV	6.4 mV	Pass
Crossload 1	25.0 mV	5.3 mV	7.3 mV	3.3 mV	Pass
Crossload 2	16.5 mV	2.8 mV	4.7 mV	5.3 mV	Pass

The results above are not used in the certification process

Seasonic Prime Titanium Ultra 750W

Top side

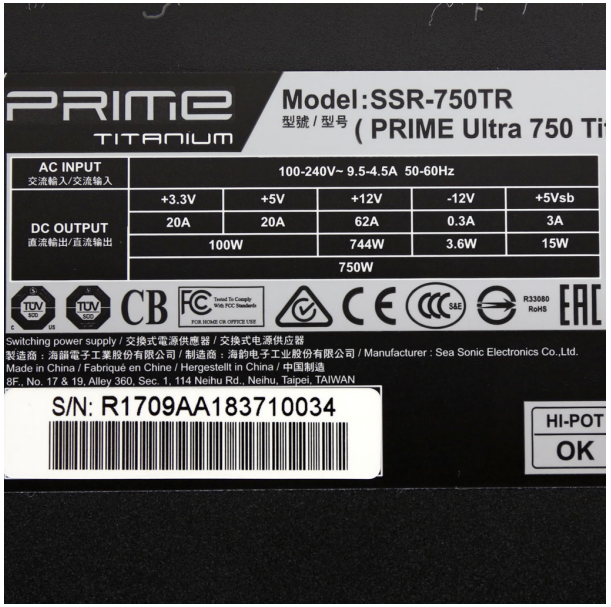

Power specifications label

All data and graphs included in this test report can be used by any individual on the following conditions:
› It should be mentioned that the test results are provided by Cybenetics
› The link to the original test results document should be provided in any case

Cybenetics runs voluntary certification programs for power supplies - ETA for efficiency, LAMBDA for noise and SAFE for safety and correct operation - and for cooling products, with DELTA for chassis soundproofing and PHI for fan airflow and static pressure. THETA rates cooler performance on AMD AM5 and Intel LGA1851 outside ISO 17065 and accreditation scope

CYBENETICS LTD Syrou 6, Latsia, 2231, Nicosia Cyprus

www.cybenetics.com - info@cybenetics.com