Montech Titan PLA 1000W White

Serial Number

Lab ID MT10002427

Certification ID 252427

Test Result Report ID: 24PS2427A

Certificate Issue Date: Apr 26, 2024

Scheme: ETA-EMI PSU

115V: CYBENETICS PLATINUM

230V: CYBENETICS PLATINUM 230v

Scheme: LAMBDA PSU

115V: CYBENETICS A+

230V: CYBENETICS A+ 230v

CYBENETICS ATX 3.1 PASS

Outside Validation Scope

General Information

Test Equipment

Electronic Loads	Chroma 63601-5 x2 Chroma 63600-2 Chroma 63640-80-80 x10 Chroma 63610-80-20
AC Sources	Chroma 6530, APM SP300VAC4000W-P, GW Instek ASR-3500
Power Analyzers	Rohde & Schwarz HMC8015 & NPA701
Oscilloscopes	Picoscope 4444, Siglent SDS2104X PLUS
Sound Analyzer	Bruel & Kjaer 2270 G4
Microphone	Bruel & Kjaer Type 4955-A
Temperature Logger	Picoscope TC-08
Tachometer	UNI-T UT372
Multimeters	Keysight 34465A
EMI Analyzer	TekBox TBMR-110M-EU
Isolation Transformer	4kVA
UPS	FSP Champ Tower 3kVA, CyberPower OLS3000E 3kVA
Testing Methodology	Cybenetics PSU Test Protocol

DUT Information(Non-accredited measurements)

Product Identification Details	
Brand	Montech
Model	Titan PLA 1000W White
OEM/ODM	Seasonic
Serial Number	
Product Specifications	
Manufacturer-Provided Information	
Rated Voltage (Vrms)	100-240
Rated Current (Arms)	13-6.5

Rated Frequency (Hz)	50-60
Rated Power (W)	1000
Operating Temperature (Continuous Full Load) (°C)	
Type	ATX12V
Cable Design	Fully Modular
Warranty	-
Cybenetics Measurements	
Dimensions (W x H x D)	
Weight	
Cooling	135mm Fluid Dynamic Bearing Fan (HA13525H12F-Z)
Semi-Passive Operation	✓ (selectable)
Cybenetics Testing Information	
Lab ID	MT10002427
Date of receipt	Apr 9, 2024
Testing Date	Apr 25, 2024
Report Issued Date	Apr 26, 2024
Engineer Name	-
Authorized By the Laboratory Technical Manager	Aristeidis Bitziopoulos
Signature	

Cables and Connectors(Non-accredited measurements)

Modular Cables				
Description	Cable Count	Connector Count (Total)	Gauge	In Cable Capacitors
ATX connector 20+4 pin (615mm)	1	1	16-18AWG	No
4+4 pin EPS12V (710mm)	2	2	16AWG	No
6+2 pin PCIe (760mm)	3	3	16-18AWG	No
12+4 pin PCIe (760mm) (600W)	1	1	16-28AWG	No
SATA 3.3 (515mm+160mm)	1	2	18AWG	No
SATA (510mm+160mm+160mm+160mm)	2	8	18AWG	No
4-pin Molex (510mm+160mm+160mm+160mm)	1	4	18AWG	No

Power Specifications

Rail		3.3V	5V	12V	5VSB	-12V
Max. Power	Amps	25	25	83	3	0.3
	Watts	125		996	15	3.6
Total Max. Power (W)		1000				

Parts Description

General Data	
Manufacturer (OEM)	Seasonic
PCB Type	Double-Sided
Primary Side	
Transient Filter	4x Y caps, 2x X caps, 2x CM chokes, 1x MOV
Inrush Protection	1x NTC Thermistor MF72 5D-20 (5 Ohm) & Relay
Bridge Rectifier(s)	2x Liteon GBU15JL (600V, 15A @ 115°C)
APFC MOSFETs	2x Infineon IPA60R125P6 (650V, 30A @ 25°C, Rds(on): 0.125Ohm)
APFC Boost Diode	1x Cree C6D10065 (650V, 10A @ 155°C)
Bulk Cap(s)	1x Nippon Chemi-con (420V, 330uF, 2,000h @ 105°C, KMR) & 1x Nippon Chemi-con (420V, 560uF, 2,000h @ 105°C, KMR)
Main Switchers	4x Infineon IPA60R190P6 (600V, 12.7A @ 100°C, Rds(on): 0.190Ohm)
APFC Controller	Champion CM6500UNX
Resonant Controller	Champion CU6901VPA
Topology	Primary side: APFC, Full-Bridge & LLC converter Secondary side: Synchronous Rectification & DC-DC converters
Secondary Side	
+12V MOSFETs	6x Nexperia PSMN1R0-40YLD (40V, 280A @ 25°C, Rds(on): 1.1mOhm)
5V & 3.3V	DC-DC Converters: 4x Nexperia PSMN4R0-30YLD (30V, 95A @ 25°C, Rds(on): 4mOhm) PWM Controller(s): ANPEC APW7159C
Filtering Capacitors	Electrolytic: 3x Nichicon (2-5,000h @ 105°C, HD), 9x Nippon Chemi-Con (5-6,000h @ 105°C, KZH), 5x Rubycon (3-6,000h @ 105°C, YXG), Polymer: 27x FPCAP. 8x
Supervisor IC	Weltrend WT7527RA (OCP, OVP, UVP, SCP, PG)

Fan Controller	Nuvoton M031
Fan Model	Hong Hua HA13525H12F-Z (135mm, 12V, 0.5A, Fluid Dynamic Bearing Fan)
5VSB Circuit	
Rectifier	1x
Standby PWM Controller	Excelliance MOS EM85690

Test Results

Temperature & Compliance Info

Temperature Range (°C /°F)	28-32 / 82.4-89.6
ErP Lot 3/6 Ready	✓
(EU) No 617/2013 Compliance	✓
ALPM (Alternative Low Power Mode) compatible	✓
ATX v3.1 PSU Power Excursion	✓

Performance Summary

115V

Accredited	
Average Efficiency (>1450 load combinations)	89.729%
Average Noise Output (>1450 Load Combinations)	19.38dBA
Average PF (>1450 Load Combinations)	0.980
Efficiency With 10W (≤500W) or 2% (>500W) Load	77.862%
Standby Power Consumption	0.0755W
Non-Accredited	
12V Ripple (Full Load)	26.69mV
5V Ripple (Full Load)	16.47mV
3.3V Ripple (Full Load)	20.31mV
5VSB Ripple (Full Load)	25.45mV
12V Load Regulation	0.66%
5V Load Regulation	0.62%

3.3V Load Regulation	0.94%
5VSB Load Regulation	2.34%
Inrush Current	33.480A

230V

Accredited		
Average Efficiency (>1450 load combinations)	91.805%	
Average Noise Output (>1450 Load Combinations)	19.72dBA	
Average PF (>1450 Load Combinations)	0.951	
Efficiency With 10W (≤500W) or 2% (>500W) Load	76.623%	
Standby Power Consumption	0.1724W	
Non-Accredited		
12V Ripple (Full Load)	29.62mV	
5V Ripple (Full Load)	16.57mV	
3.3V Ripple (Full Load)	20.16mV	
5VSB Ripple (Full Load)	25.42mV	
12V Load Regulation	0.59%	
5V Load Regulation	0.60%	
3.3V Load Regulation	1.00%	
5VSB Load Regulation	2.36%	
Inrush Current	64.920A	
12V Transient Response (200%)	11.53V	
5V Transient Response (200%)	4.900V	
3.3V Transient Response (200%)	3.160V	
5VSB Transient Response (200%)	4.945V	
Hold-Up Time & PWR_OK Signal	24.00ms	
AC Loss to PWR_OK Hold Up Time	19.20ms	
PWR_OK Inactive to DC Loss Delay	4.80ms	
PSU Timings: T1 (20% / 100%)	73.0ms	70.0ms
PSU Timings: T3 (20% / 100%)	127.0ms	129.0ms
12V OCP (26.8°C / 43.3°C)	117.00A (140.96%), 12.181V	115.40A (139.04%), 12.219V
5V OCP (26.8°C / 43.3°C)	35.6A (142.40%), 4.977V	34.6A (138.40%), 4.975V

3.3V OCP (26.8°C / 43.3°C)	34.1A (136.40%), 3.296V	34A (136.00%), 3.298V
5VSB OCP (26.8°C / 43.3°C)	6.5A (216.67%), 4.99V	6.3A (210.00%), 4.992V
OPP (27.11°C / 43.58°C)	141.31%	134.11%

Hold-Up Time & PWR_OK Signal

Hold-Up Time (ms)	24
AC Loss to PWR_OK Hold Up Time (ms)	19.2
PWR_OK Inactive to DC Loss Delay (ms)	4.8

Stromverbrauch im Ruhezustand

Tables

115V

Detailed Results						
	Average	Min	Limit Min	Max	Limit Max	Result
Mains Voltage RMS:	114.88 V	114.82 V	113.85 V	114.93 V	116.15 V	PASS
Mains Frequency:	60.00 Hz	59.98 Hz	59.40 Hz	60.02 Hz	60.60 Hz	PASS
Mains Voltage CF:	1.419	1.417	1.340	1.423	1.490	PASS
Mains Voltage THD:	0.15 %	0.09 %	N/A	0.27 %	2.00 %	PASS
Real Power:	0.075 W	0.061 W	N/A	0.090 W	N/A	N/A
Apparent Power:	10.218 W	10.197 W	N/A	10.239 W	N/A	N/A
Power Factor:	0.007	N/A	N/A	N/A	N/A	N/A

230V

Detailed Results						
	Average	Min	Limit Min	Max	Limit Max	Result
Mains Voltage RMS:	229.96 V	229.87 V	227.70 V	230.02 V	232.30 V	PASS
Mains Frequency:	50.00 Hz	49.99 Hz	49.50 Hz	50.01 Hz	50.50 Hz	PASS

Mains Voltage CF:	1.417	1.415	1.340	1.418	1.490	PASS
Mains Voltage THD:	0.13 %	0.09 %	N/A	0.19 %	2.00 %	PASS
Real Power:	0.172 W	0.138 W	N/A	0.228 W	N/A	N/A
Apparent Power:	34.330 W	34.298 W	N/A	34.372 W	N/A	N/A
Power Factor:	0.005	N/A	N/A	N/A	N/A	N/A

Efficiency Graph

115V

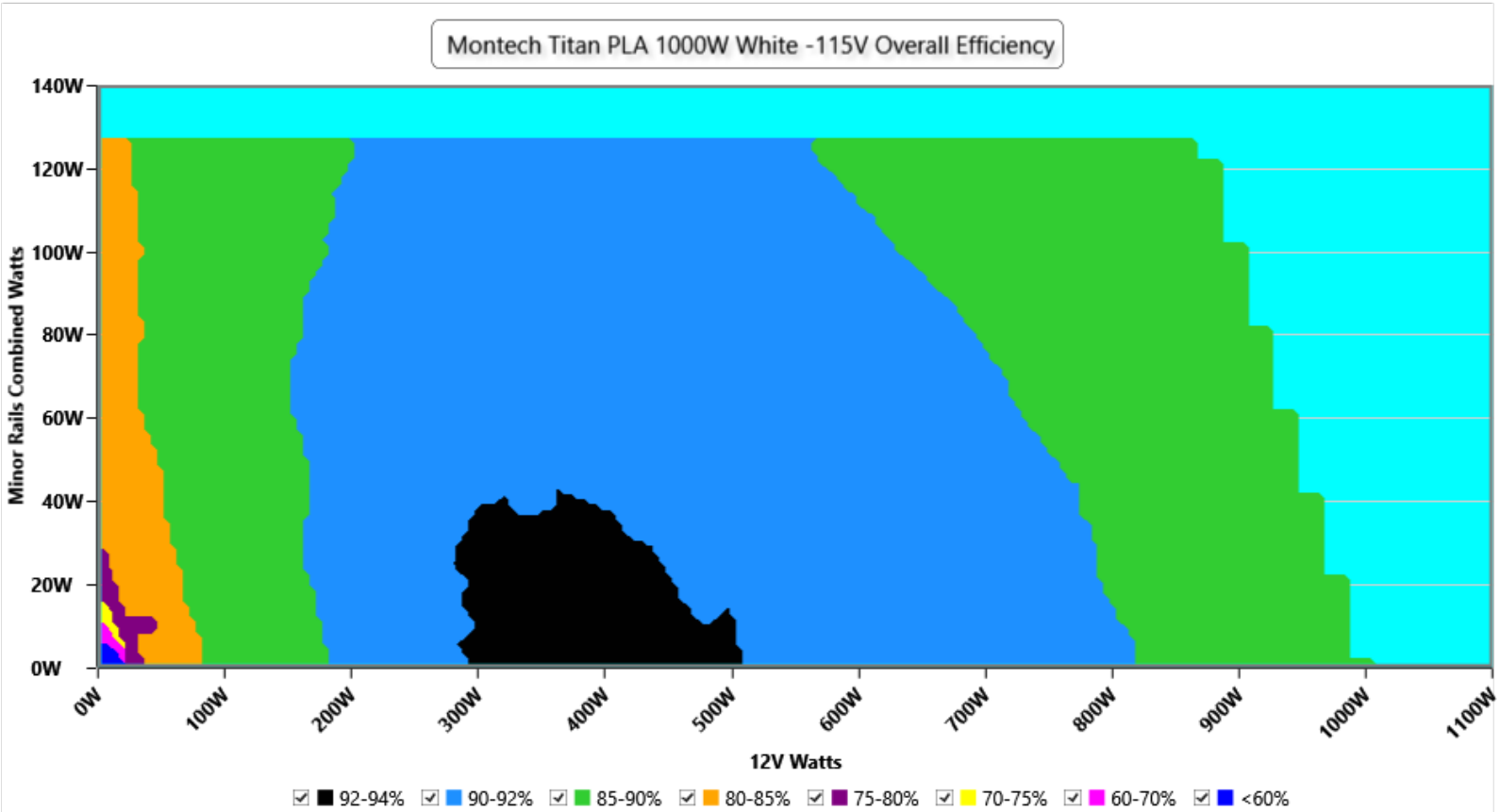

INFO

This graph depicts the PSU`s efficiency throughout its entire operational range. For the generation of the efficiency and noise graphs we set our loaders to auto mode through our custom-made software before trying thousands of possible load combinations

230V

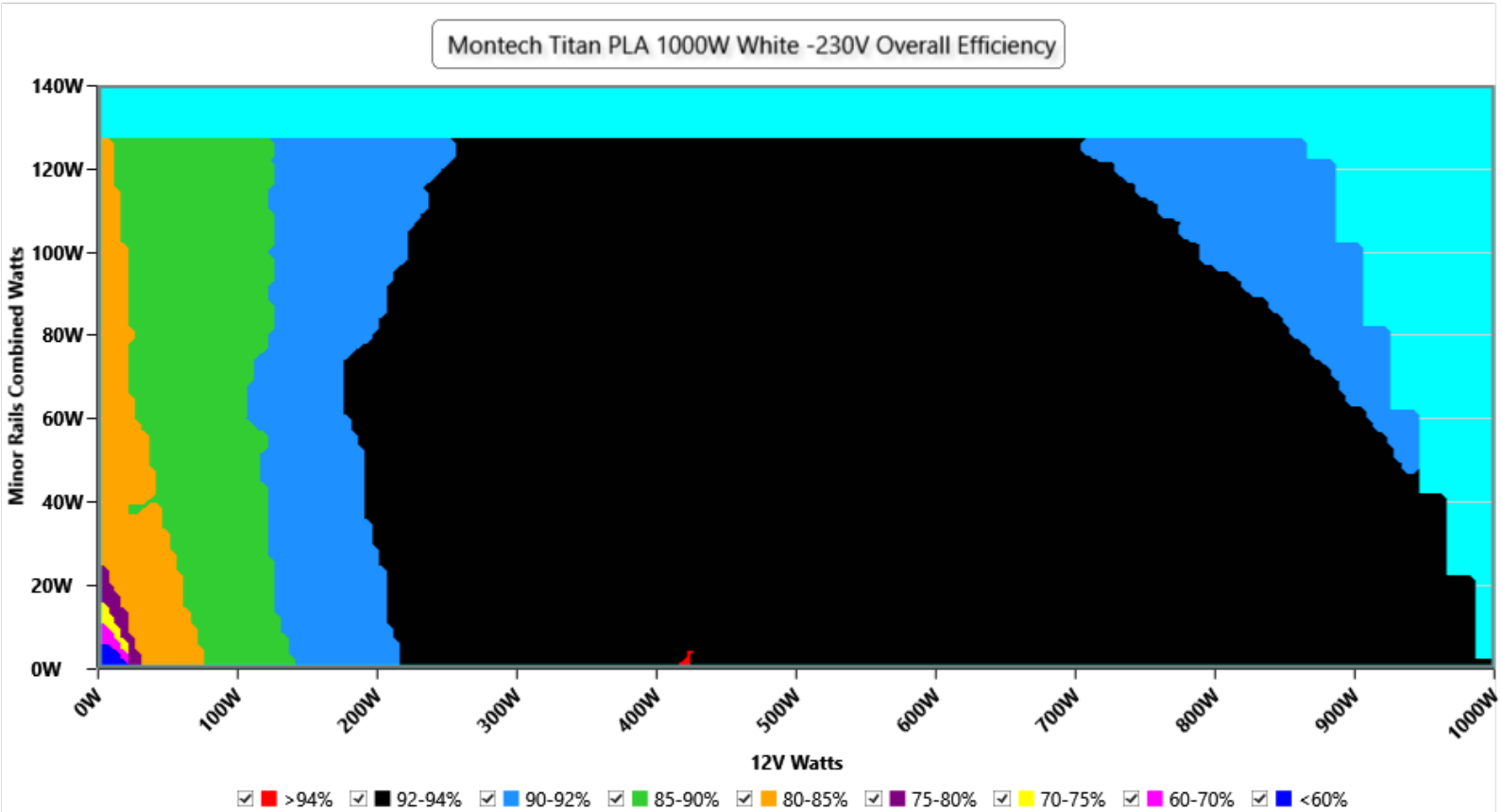

INFO

This graph depicts the PSU`s efficiency throughout its entire operational range. For the generation of the efficiency and noise graphs we set our loaders to auto mode through our custom-made software before trying thousands of possible load combinations

Noise Graph

115V

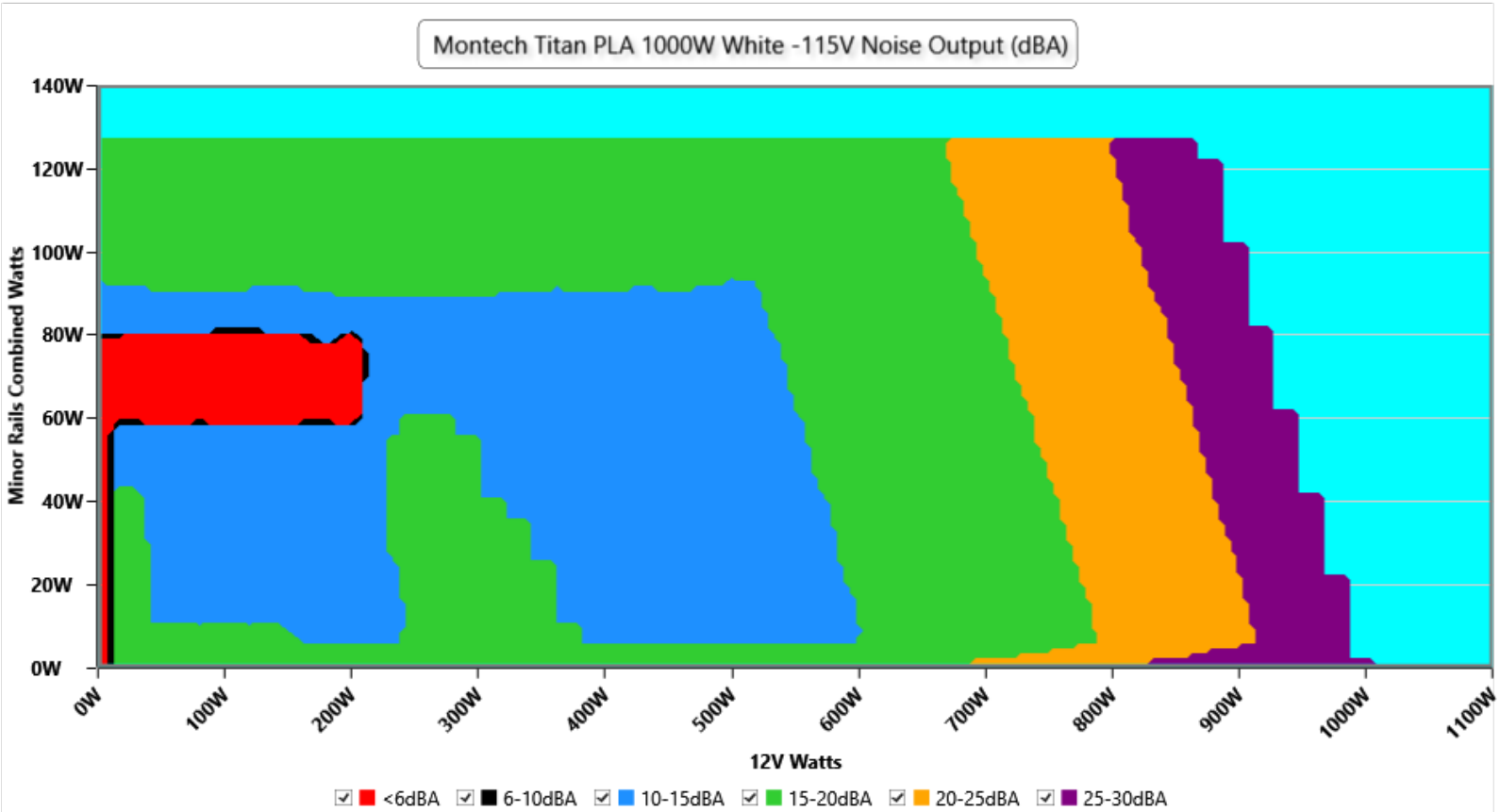

INFO

The PSU`s noise in its entire operational range and under 30-32 °C ambient is depicted in this graph. The X axis represents the load on the +12V rail(s) while the Y axis is the load on the minor rails

230V

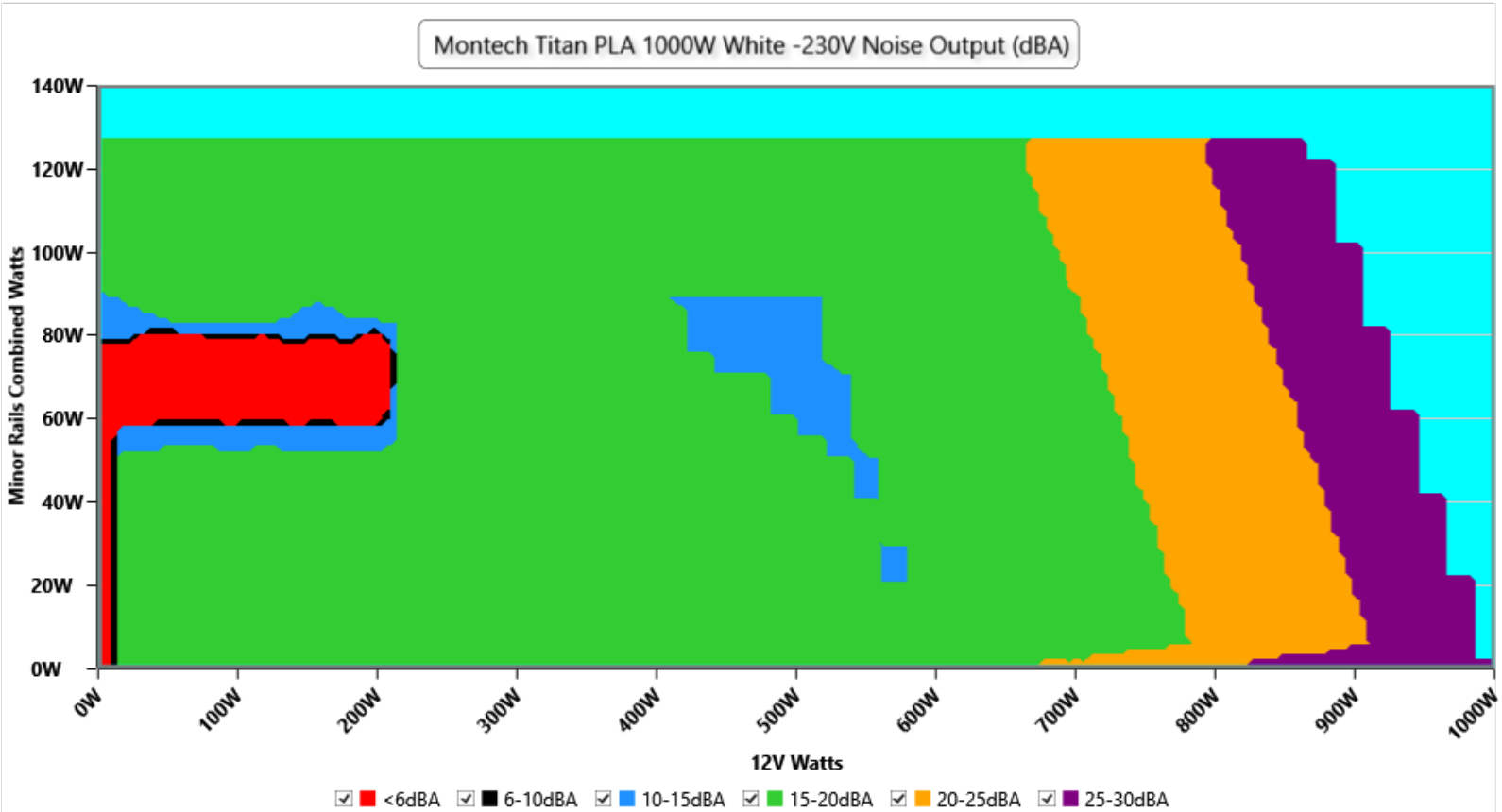

INFO

The PSU`s noise in its entire operational range and under 30-32 °C ambient is depicted in this graph. The X axis represents the load on the +12V rail(s) while the Y axis is the load on the minor rails

Indicative Performance

Efficiency under high ambient temperature

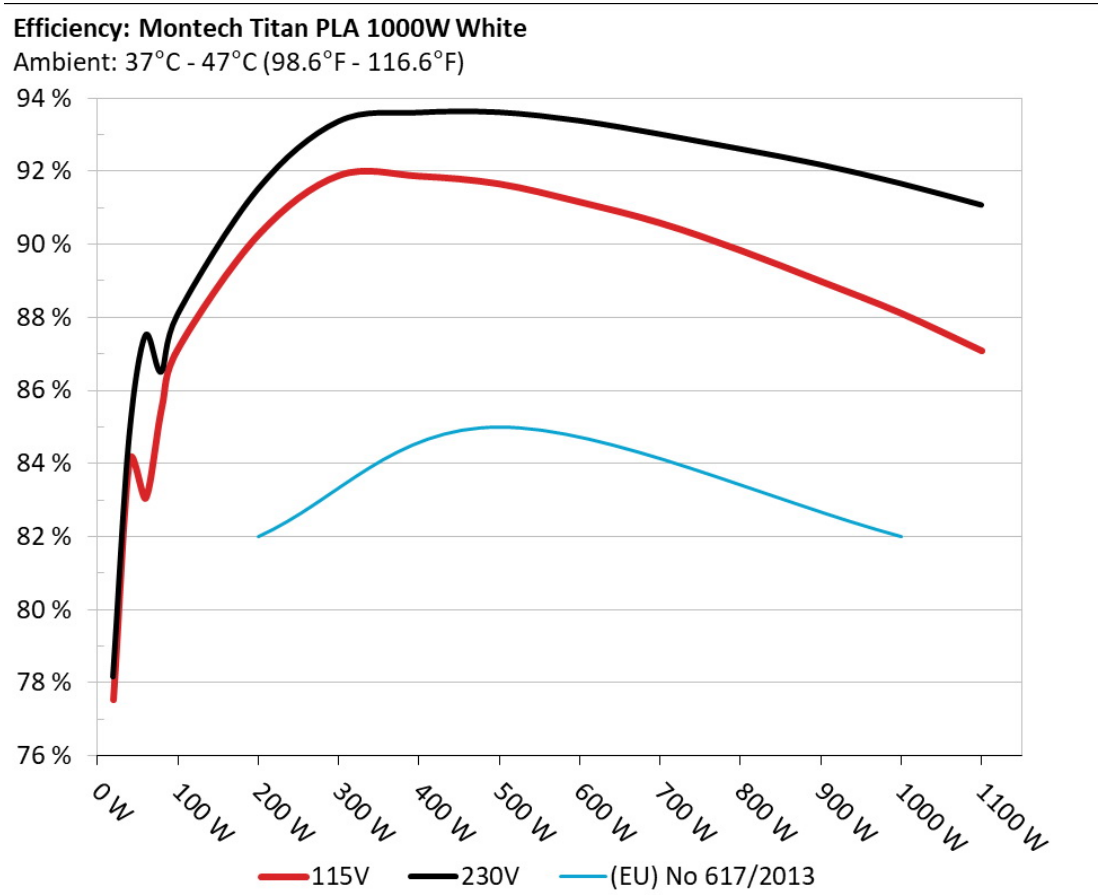

INFO

The PSU`s efficiency under high ambient temperatures with 115V and 230V input. For this graph the results of the 10-110% load regulation table are used

5VSB Efficiency

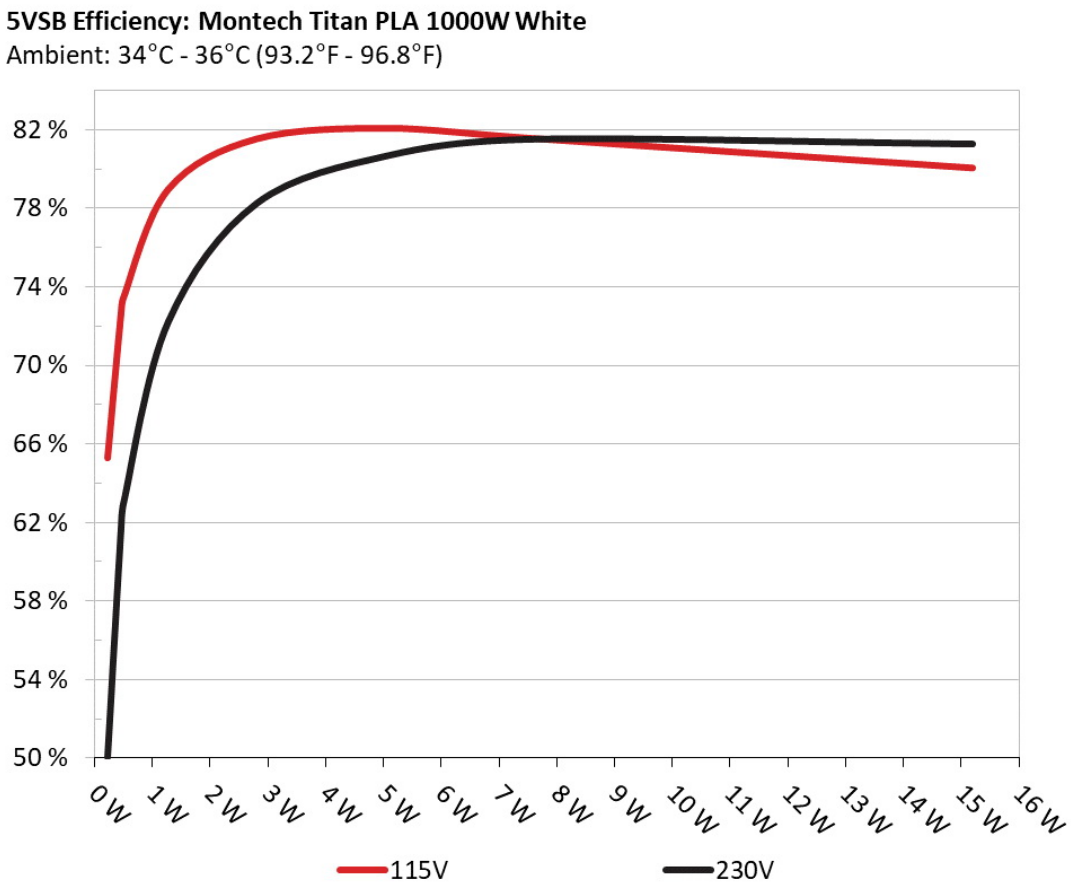

INFO

This graph depicts the efficiency levels of the 5VSB rail with 115V and 230V input

5VSB Efficiency (ERP LOT 3/6 & CEC)

115V

Test #	5VSB	DC/AC (Watts)	Efficiency	PF/AC Volts
1	0.045A	0.231W	65.304%	0.034
	5.128V	0.354W		114.87V
2	0.09A	0.461W	72.611%	0.061
	5.127V	0.635W		114.87V
3	0.55A	2.815W	81.564%	0.26
	5.117V	3.452W		114.87V
4	1A	5.108W	82.101%	0.352
	5.108V	6.222W		114.87V
5	1.5A	7.646W	81.572%	0.41
	5.097V	9.373W		114.87V
6	3A	15.195W	80.078%	0.483
	5.065V	18.976W		114.87V

230V

Test #	5VSB	DC/AC (Watts)	Efficiency	PF/AC Volts
1	0.045A	0.231W	50.054%	0.013
	5.128V	0.462W		229.96V
2	0.09A	0.461W	61.575%	0.022
	5.126V	0.749W		229.96V
3	0.55A	2.814W	78.259%	0.1
	5.116V	3.596W		229.94V
4	1A	5.108W	80.703%	0.165
	5.107V	6.329W		229.94V
5	1.5A	7.647W	81.525%	0.219
	5.097V	9.38W		229.94V
6	3A	15.199W	81.278%	0.33
	5.066V	18.7W		229.94V

Protection Features

OCP (Normal @ 26.8°C)	12V: 117.00A (140.96%), 12.181V 5V: 35.6A (142.40%), 4.977V 3.3V: 34.1A (136.40%), 3.296V 5VSB: 6.5A (216.67%), 4.99V
OCP (Hot @ 43.3°C)	12V: 115.40A (139.04%), 12.219V 5V: 34.6A (138.40%), 4.975V 3.3V: 34A (136.00%), 3.298V 5VSB: 6.3A (210.00%), 4.992V
OPP (Normal @ 27.1°C)	1413.07W (141.31%)
OPP (Hot @ 43.6°C)	1341.08W (134.11%)
OTP	✓ (129°C @ Primary Heatsink)
SCP	12V to Earth: ✓ 5V to Earth: ✓ 3.3V to Earth: ✓ 5VSB to Earth: ✓ -12V to Earth: ✓
PWR_OK	Proper Operation
NLO	✓
Fan Failure Protection	✗
SIP	Surge: MOV Inrush: NTC & Bypass Relay

Supplementary Tests (For Reference)

Typical Load Tests

115V

Test	12V	5V	3.3V	5VSB	DC/AC (Watts)	Efficiency	Fan Speed (RPM)	PSU Noise (dB[A])	Temps (In/Out)	PF/AC Volts
10%	6.434A	1.994A	1.988A	0.98A	99.995	87.124%	0	<6.0	44.73°C	0.959
	12.185V	5.015V	3.32V	5.104V	114.775				40.45°C	114.84V

Test	12V	5V	3.3V	5VSB	DC/AC (Watts)	Efficiency	Fan Speed (RPM)	PSU Noise (dB[A])	Temps (In/Out)	PF/AC Volts
20%	13.868A	2.994A	2.985A	1.178A	199.945	90.251%	0	<6.0	45.24°C	0.977
	12.189V	5.011V	3.317V	5.094V	221.543				40.64°C	114.81V
30%	21.680A	3.494A	3.485A	1.377A	299.978	91.881%	0	<6.0	46.51°C	0.981
	12.174V	5.009V	3.315V	5.084V	326.484				41.46°C	114.78V
40%	29.437A	3.995A	3.987A	1.577A	399.455	91.864%	742	15.4	41.6°C	0.982
	12.170V	5.006V	3.311V	5.074V	434.833				47.12°C	114.74V
50%	36.879A	4.997A	4.989A	1.777A	499.182	91.654%	738	15.3	42.19°C	0.983
	12.166V	5.004V	3.307V	5.064V	544.639				48.26°C	114.71V
60%	44.369A	5.999A	5.992A	1.979A	599.695	91.158%	733	15.2	42.79°C	0.984
	12.168V	5.001V	3.304V	5.053V	657.863				49.32°C	114.66V
70%	51.783A	7.004A	6.998A	2.181A	699.433	90.584%	806	18.2	43.09°C	0.986
	12.172V	4.998V	3.301V	5.043V	772.138				50.15°C	114.63V
80%	59.250A	8.007A	8.004A	2.284A	799.456	89.835%	890	21.4	43.96°C	0.988
	12.178V	4.995V	3.298V	5.034V	889.92				52.05°C	114.6V
90%	67.034A	8.512A	8.496A	2.388A	899.245	88.988%	972	24.4	44.75°C	0.989
	12.185V	4.993V	3.295V	5.026V	1010.532				53.77°C	114.56V
100%	74.609A	9.017A	9.019A	2.996A	999.264	88.113%	1063	27.5	45.68°C	0.991
	12.192V	4.99V	3.293V	5.007V	1134.068				55.62°C	114.52V
110%	82.094A	10.025A	10.122A	3A	1099.889	87.083%	1175	30.6	46.54°C	0.992
	12.200V	4.987V	3.289V	5.001V	1263.043				57.46°C	114.48V
CL1	0.113A	15.079A	14.988A	0A	126.285	83.594%	767	16.5	41.31°C	0.969
	12.227V	4.994V	3.309V	5.114V	151.07				52.52°C	114.83V
CL2	0.113A	25.031A	0A	0A	126.242	81.852%	943	23.4	40.3°C	0.969
	12.224V	4.988V	3.322V	5.119V	154.234				49.01°C	114.82V
CL3	0.113A	0A	24.954A	0A	83.88	76.12%	943	23.4	40.74°C	0.959
	12.211V	5.013V	3.306V	5.115V	110.191				47.85°C	114.83V
CL4	82.109A	0A	0A	0A	999.821	88.9%	1060	27.4	46.5°C	0.99
	12.177V	5.005V	3.303V	5.076V	1124.674				66.08°C	114.52V

The results above are not used in the certification process

230V

Test	12V	5V	3.3V	5VSB	DC/AC (Watts)	Efficiency	Fan Speed (RPM)	PSU Noise (dB[A])	Temps (In/Out)	PF/AC Volts
10%	6.422A	1.994A	1.987A	0.98A	99.971	88.075%	0	<6.0	44.55°C	0.854
	12.203V	5.014V	3.322V	5.104V	113.509				40.26°C	229.93V
20%	13.848A	2.993A	2.983A	1.178A	199.909	91.511%	0	<6.0	45.25°C	0.926
	12.204V	5.011V	3.318V	5.094V	218.453				40.75°C	229.91V
30%	21.653A	3.494A	3.483A	1.377A	299.949	93.364%	0	<6.0	46.39°C	0.95
	12.188V	5.008V	3.316V	5.085V	321.261				41.36°C	229.9V
40%	29.408A	3.995A	3.986A	1.577A	399.436	93.608%	742	15.4	41.71°C	0.962
	12.181V	5.006V	3.312V	5.074V	426.713				47.3°C	229.89V
50%	36.857A	4.997A	4.988A	1.777A	499.221	93.617%	737	15.3	42.2°C	0.968
	12.174V	5.004V	3.308V	5.064V	533.262				48.2°C	229.87V
60%	44.359A	6A	5.992A	1.979A	599.767	93.386%	733	15.2	42.53°C	0.972
	12.173V	5.001V	3.304V	5.053V	642.248				49.22°C	229.85V
70%	51.776A	7.005A	6.998A	2.182A	699.522	93.021%	806	18.2	43.29°C	0.975
	12.176V	4.998V	3.301V	5.043V	752.006				50.29°C	229.83V
80%	59.243A	8.008A	8.005A	2.285A	799.524	92.616%	887	21.3	43.71°C	0.977
	12.181V	4.995V	3.298V	5.034V	863.261				51.81°C	229.82V
90%	67.030A	8.512A	8.497A	2.388A	899.292	92.188%	972	24.4	44.65°C	0.979
	12.186V	4.992V	3.295V	5.026V	975.499				53.72°C	229.8V
100%	74.608A	9.018A	9.02A	2.996A	999.294	91.67%	1063	27.5	45.64°C	0.981
	12.192V	4.99V	3.292V	5.007V	1090.098				55.65°C	229.79V
110%	82.098A	10.025A	10.123A	3A	1099.905	91.083%	1174	30.6	47.18°C	0.982
	12.200V	4.987V	3.289V	5V	1207.587				58.12°C	229.78V
CL1	0.113A	15.077A	14.99A	0A	126.293	84.589%	766	16.5	40.35°C	0.891
	12.237V	4.994V	3.309V	5.114V	149.303				53.34°C	229.93V
CL2	0.113A	25.033A	0A	0A	126.248	82.784%	945	23.5	40.94°C	0.893
	12.231V	4.988V	3.322V	5.119V	152.502				50.07°C	229.93V
CL3	0.113A	0A	24.954A	0A	83.882	76.881%	945	23.5	40.67°C	0.848
	12.214V	5.013V	3.306V	5.115V	109.108				48.32°C	229.94V

Test	12V	5V	3.3V	5VSB	DC/AC (Watts)	Efficiency	Fan Speed (RPM)	PSU Noise (dB[A])	Temps (In/Out)	PF/AC Volts
CL4	82.103A	0A	0A	0A	999.855	92.242%	1058	27.4	45.81°C	0.98
	12.178V	5.005V	3.303V	5.076V	1083.943				55.79°C	229.79V

The results above are not used in the certification process

Light Load Tests

115V

Test	12V	5V	3.3V	5VSB	DC/AC (Watts)	Efficiency	Fan Speed (RPM)	PSU Noise (dB[A])	Temps (In/Out)	PF/AC Volts
20W	1.226A	0.498A	0.496A	0.195A	19.996	77.531%	0	<6.0	39.61°C	0.844
	12.114V	5.021V	3.324V	5.124V	25.793				36.56°C	114.88V
40W	2.698A	0.697A	0.695A	0.293A	39.997	84.083%	0	<6.0	40.79°C	0.916
	12.112V	5.019V	3.323V	5.121V	47.571				37.47°C	114.87V
60W	4.152A	0.897A	0.894A	0.391A	59.997	83.047%	0	<6.0	41.82°C	0.94
	12.169V	5.018V	3.322V	5.118V	72.269				38.28°C	114.86V
80W	5.608A	1.096A	1.093A	0.489A	79.943	85.514%	0	<6.0	43.25°C	0.957
	12.182V	5.017V	3.322V	5.115V	93.487				39.42°C	114.85V

The results above are not used in the certification process

230V

Test	12V	5V	3.3V	5VSB	DC/AC (Watts)	Efficiency	Fan Speed (RPM)	PSU Noise (dB[A])	Temps (In/Out)	PF/AC Volts
20W	1.223A	0.498A	0.496A	0.195A	19.989	78.182%	0	<6.0	39.76°C	0.486
	12.137V	5.02V	3.325V	5.125V	25.569				36.63°C	229.95V
40W	2.694A	0.697A	0.695A	0.293A	39.99	84.735%	0	<6.0	40.57°C	0.668
	12.132V	5.019V	3.324V	5.122V	47.197				37.2°C	229.94V
60W	4.161A	0.897A	0.893A	0.391A	59.99	87.505%	0	<6.0	42.03°C	0.76
	12.141V	5.017V	3.324V	5.119V	68.555				38.53°C	229.94V
80W	5.599A	1.096A	1.092A	0.489A	79.921	86.517%	0	<6.0	43.02°C	0.819
	12.198V	5.017V	3.323V	5.116V	92.377				39.24°C	229.93V

The results above are not used in the certification process

Ripple Measurements

115V

Test	12V	5V	3.3V	5VSB	Pass/Fail
10% Load	14.18mV	20.15mV	16.65mV	13.42mV	Pass
20% Load	14.08mV	15.40mV	15.62mV	13.11mV	Pass
30% Load	25.80mV	13.34mV	14.17mV	10.48mV	Pass
40% Load	19.44mV	14.22mV	15.00mV	21.27mV	Pass
50% Load	17.34mV	14.37mV	15.05mV	22.56mV	Pass
60% Load	18.61mV	14.94mV	15.00mV	22.97mV	Pass
70% Load	18.35mV	14.79mV	15.93mV	23.23mV	Pass
80% Load	19.13mV	15.56mV	16.03mV	22.82mV	Pass
90% Load	18.15mV	15.45mV	18.00mV	23.28mV	Pass
100% Load	26.69mV	16.47mV	20.31mV	25.45mV	Pass
110% Load	26.98mV	17.12mV	21.44mV	26.68mV	Pass
Crossload1	14.79mV	17.36mV	19.71mV	25.78mV	Pass
Crossload2	16.96mV	25.71mV	20.48mV	25.86mV	Pass
Crossload3	14.54mV	17.83mV	19.65mV	25.60mV	Pass
Crossload4	26.86mV	15.47mV	18.66mV	26.71mV	Pass

The results above are not used in the certification process

230V

Test	12V	5V	3.3V	5VSB	Pass/Fail
10% Load	15.21mV	17.16mV	16.86mV	13.63mV	Pass
20% Load	14.74mV	15.51mV	15.93mV	12.39mV	Pass
30% Load	28.27mV	14.11mV	14.43mV	11.51mV	Pass
40% Load	20.22mV	13.65mV	14.12mV	21.73mV	Pass
50% Load	18.06mV	14.63mV	15.62mV	22.19mV	Pass
60% Load	18.16mV	13.71mV	15.00mV	21.68mV	Pass

Test	12V	5V	3.3V	5VSB	Pass/Fail
70% Load	18.08mV	14.11mV	15.62mV	22.71mV	Pass
80% Load	18.54mV	14.58mV	15.62mV	24.77mV	Pass
90% Load	19.28mV	14.94mV	19.24mV	23.95mV	Pass
100% Load	29.62mV	16.57mV	20.16mV	25.42mV	Pass
110% Load	28.66mV	18.36mV	21.19mV	25.69mV	Pass
Crossload1	14.90mV	17.28mV	20.49mV	26.40mV	Pass
Crossload2	17.84mV	26.58mV	20.69mV	24.93mV	Pass
Crossload3	15.11mV	17.16mV	19.80mV	25.03mV	Pass
Crossload4	29.08mV	15.32mV	19.07mV	25.50mV	Pass

The results above are not used in the certification process

Montech Titan PLA 1000W White

Top side

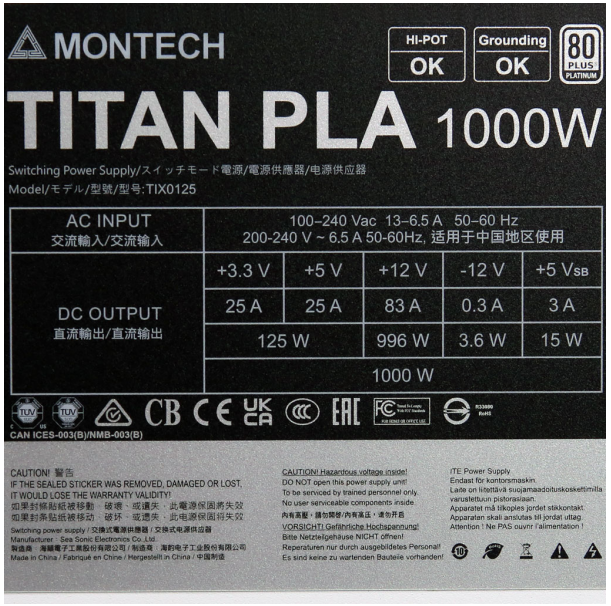

Power specifications label

Cybenetics bietet freiwillige Zertifizierungsprogramme für Netzteile – ETA für Effizienz, LAMBDA für Lautstärke und SAFE für Sicherheit und korrekten Betrieb – sowie für Kühlprodukte mit DELTA für die Schalldämmung von Gehäusen und PHI für Luftstrom und statischen Druck von Lüftern

CYBENETICS LTD Syrou 6, Latsia, 2231, Nicosia Cyprus

www.cybenetics.com - info@cybenetics.com