Lian Li EDGE 1300

Lab ID LL13002454

Certification ID 252454

Test Result Report ID: 24PS2454A

Certificate Issue Date: May 24, 2024

Scheme: ETA-EMI PSU

115V 230V

Scheme: LAMBDA PSU

115V 230V

Outside Validation Scope

General Information

Test Equipment

Electronic Loads	Chroma 63601-5 x2 Chroma 63600-2 Chroma 63640-80-80 x10 Chroma 63610-80-20
AC Sources	Chroma 6530, APM SP300VAC4000W-P, GW Instek ASR-3500
Power Analyzers	Rohde & Schwarz HMC8015 & NPA701
Oscilloscopes	Picoscope 4444, Siglent SDS2104X PLUS
Sound Analyzer	Bruel & Kjaer 2270 G4
Microphone	Bruel & Kjaer Type 4955-A
Temperature Logger	Picoscope TC-08
Tachometer	UNI-T UT372
Multimeters	Keysight 34465A
EMI Analyzer	TekBox TBMR-110M-EU
Isolation Transformer	4kVA
UPS	FSP Champ Tower 3kVA, CyberPower OLS3000E 3kVA
Testing Methodology	Cybenetics PSU Test Protocol

DUT Information(Non-accredited measurements)

Product Identification Details	
Brand	Lian Li
Model	EDGE 1300
OEM/ODM	Helly Technology
Serial Number	
Product Specifications	
Manufacturer-Provided Information	
□□□□ (Vrms)	100-240
□□□□ (Arms)	15-7.5

□□□□ (Hz)	50-60
□□□□ (W)	1300
Operating Temperature (Continuous Full Load) (°C)	
□□	ATX12V
□□□□	Fully Modular
Warranty	-
Cybenetics Measurements	
Dimensions (W x H x D)	
Weight	
□□	120mm Fluid Dynamic Bearing Fan (HA1225M12F-Z)
□□□□□	✓
Cybenetics Testing Information	
Lab ID	LL13002454
Date of receipt	May 17, 2024
Testing Date	May 24, 2024
Report Issued Date	May 24, 2024
Engineer Name	-
Authorized By the Laboratory Technical Manager	Aristeidis Bitziopoulos
Signature	

□□□□□ (Non-accredited measurements)

?????				
□□	□□□□	□□□□□□	**Gauge**	In Cable Capacitors
ATX □□ 20+4 pin (495mm)	1	1	16-22AWG	□
4+4 pin EPS 12V □□ (550mm)	1	1	16AWG	□
8 pin EPS 12V □□ (550mm)	1	1	16AWG	□
6+2pin PCIe□□ (550mm)	4	4	16AWG	□
12+4 pin PCIe (720mm) (600W)	1	1	16-26AWG	□
2x SATA□□ (400mm+125mm)	1	4	18AWG	□
SATA□□ (305mm+15mm+15mm+15mm)	1	4	18AWG	□

?????				
SATA□□ (405mm+150mm+150mm+150mm)	2	8	18AWG	□
SATA□□ (455mm+150mm) /4-pin Molex (+150mm+150mm)	1	2 / 2	18AWG	□

Protection Features(Manufacturer)

Over Power Protection	✓
Over Current (+12V) Protection	✓
Over Temperature Protection	✓
Short Circuit Protection	✓
Surge Protection	✓
Inrush Current Protection	✓
Fan Failure Protection	✗

□□□□

□		3.3V	5V	12V	5VSB	-12V
□□□□	□□	20	20	108	3	0.3
	□	120		1296	15	3.6
□□□□□ (W)		1300				

Test Results

Temperature & Compliance Info

□□□□ (°C /°F)	28-32 / 82.4-89.6
□□ ErP Lot3/6□□	✓
□□ (EU) No 617/2013□□	✓
ALPM (Alternative Low Power Mode) compatible	✓
ATX v3.1 PSU Power Excursion	✓

Performance Summary

115V

Accredited	
□□□□ (>1450 load combinations)	89.595%
Average Noise Output (>1450 Load Combinations)	34.21dBA
PF□□□ (>1450 Load Combinations)	0.989
Efficiency With 10W (≤500W) or 2% (>500W) Load	73.670%
□□□□□□	0.0129W
Non-Accredited	
12V Ripple (Full Load)	30.93mV
5V Ripple (Full Load)	23.36mV
3.3V Ripple (Full Load)	17.02mV
5VSB Ripple (Full Load)	22.34mV
12V Load Regulation	0.42%
5V Load Regulation	0.74%
3.3V Load Regulation	1.02%
5VSB Load Regulation	2.40%
Inrush Current	16.230A

230V

Accredited	
□□□□ (>1450 load combinations)	91.835%
Average Noise Output (>1450 Load Combinations)	33.79dBA
PF□□□ (>1450 Load Combinations)	0.970
Efficiency With 10W (≤500W) or 2% (>500W) Load	72.947%
□□□□□□	0.1009W
Non-Accredited	
12V Ripple (Full Load)	31.13mV
5V Ripple (Full Load)	21.54mV
3.3V Ripple (Full Load)	16.33mV

5VSB Ripple (Full Load)		20.54mV
12V Load Regulation		0.44%
5V Load Regulation		0.76%
3.3V Load Regulation		1.02%
5VSB Load Regulation		2.44%
Inrush Current		24.690A
12V Transient Response (200%)		11.38V
5V Transient Response (200%)		4.869V
3.3V Transient Response (200%)		3.171V
5VSB Transient Response (200%)		4.876V
□□□□ & PG□□		23.90ms
AC Loss to PWR_OK Hold Up Time		21.30ms
PWR_OK Inactive to DC Loss Delay		2.60ms
PSU Timings: T1 (20% / 100%)	59.0ms	59.0ms
PSU Timings: T3 (20% / 100%)	121.0ms	123.0ms
OPP (28.82°C / 42.61°C)	136.24%	127.16%

□□□□ & PG□□

Hold-Up Time (ms)	23.9
AC Loss to PWR_OK Hold Up Time (ms)	21.3
PWR_OK Inactive to DC Loss Delay (ms)	2.6

□□□□

Tables

115V

Detailed Results						
	Average	Min	Limit Min	Max	Limit Max	Result
Mains Voltage RMS:	115.07 V	115.03 V	113.85 V	115.11 V	116.15 V	PASS

Mains Frequency:	60.00 Hz	59.99 Hz	59.40 Hz	60.01 Hz	60.60 Hz	PASS
Mains Voltage CF:	1.416	1.415	1.340	1.418	1.490	PASS
Mains Voltage THD:	0.13 %	0.09 %	N/A	0.18 %	2.00 %	PASS
Real Power:	0.013 W	0.008 W	N/A	0.017 W	N/A	N/A
Apparent Power:	7.026 W	6.928 W	N/A	7.112 W	N/A	N/A
Power Factor:	0.002	N/A	N/A	N/A	N/A	N/A

230V

Detailed Results						
	Average	Min	Limit Min	Max	Limit Max	Result
Mains Voltage RMS:	231.00 V	230.89 V	227.70 V	231.07 V	232.30 V	PASS
Mains Frequency:	50.00 Hz	49.99 Hz	49.50 Hz	50.01 Hz	50.50 Hz	PASS
Mains Voltage CF:	1.417	1.416	1.340	1.419	1.490	PASS
Mains Voltage THD:	0.17 %	0.14 %	N/A	0.28 %	2.00 %	PASS
Real Power:	0.101 W	0.085 W	N/A	0.243 W	N/A	N/A
Apparent Power:	23.263 W	23.068 W	N/A	23.464 W	N/A	N/A
Power Factor:	0.004	N/A	N/A	N/A	N/A	N/A

□□□□□□

115V

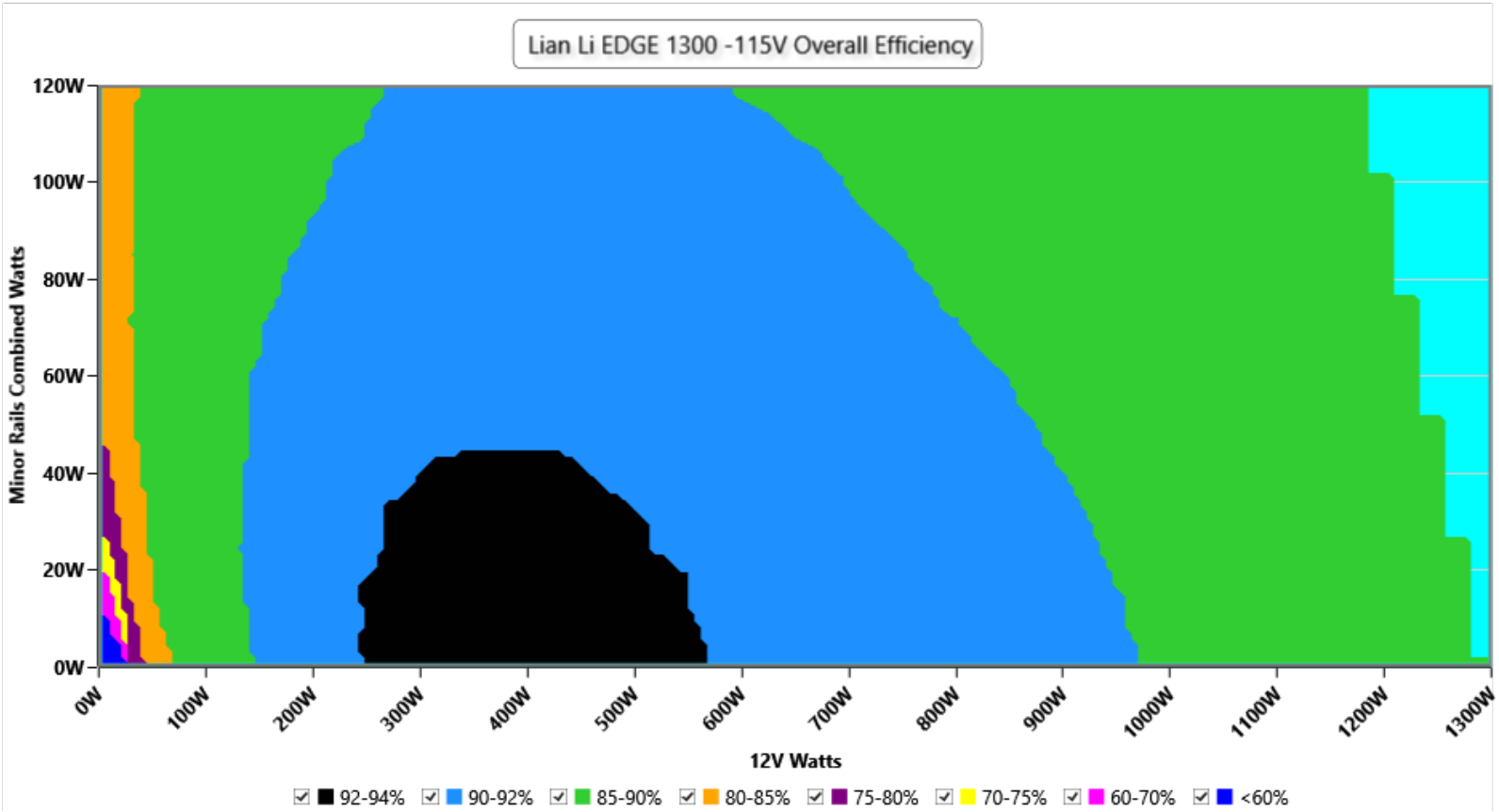

□□

This graph depicts the PSU`s efficiency throughout its entire operational range. For the generation of the efficiency and noise graphs we set our loaders to auto mode through our custom-made software before trying thousands of possible load combinations

230V

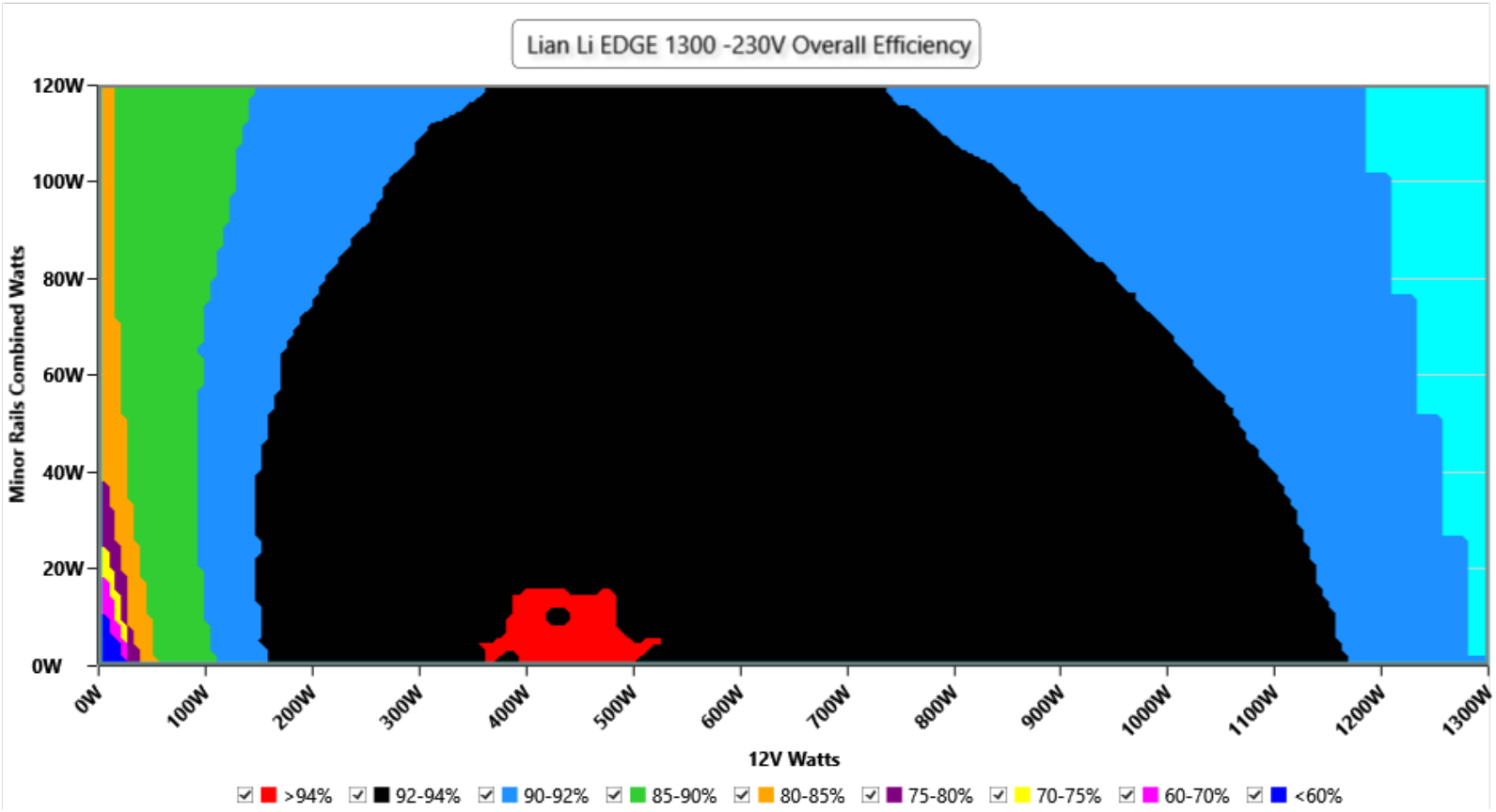

This graph depicts the PSU`s efficiency throughout its entire operational range. For the generation of the efficiency and noise graphs we set our loaders to auto mode through our custom-made software before trying thousands of possible load combinations

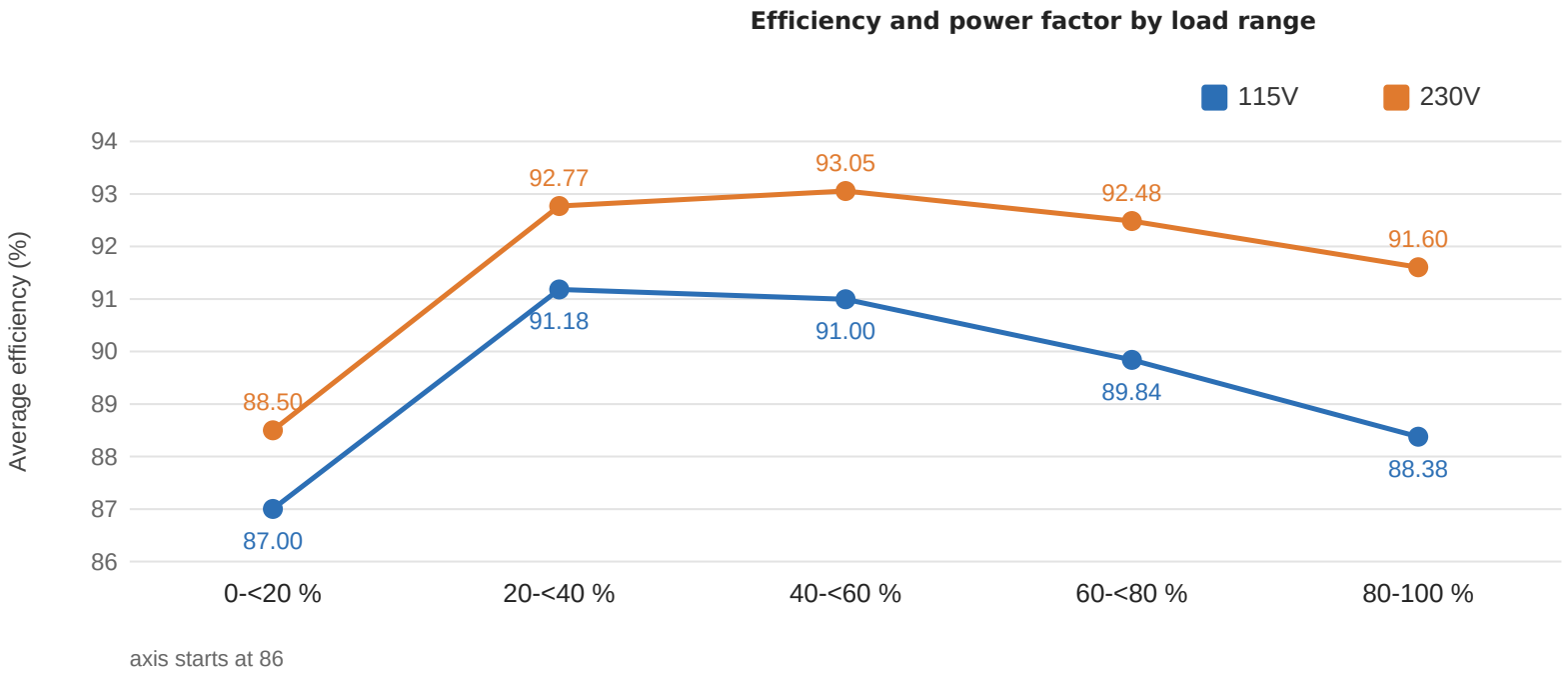

axis starts at 86

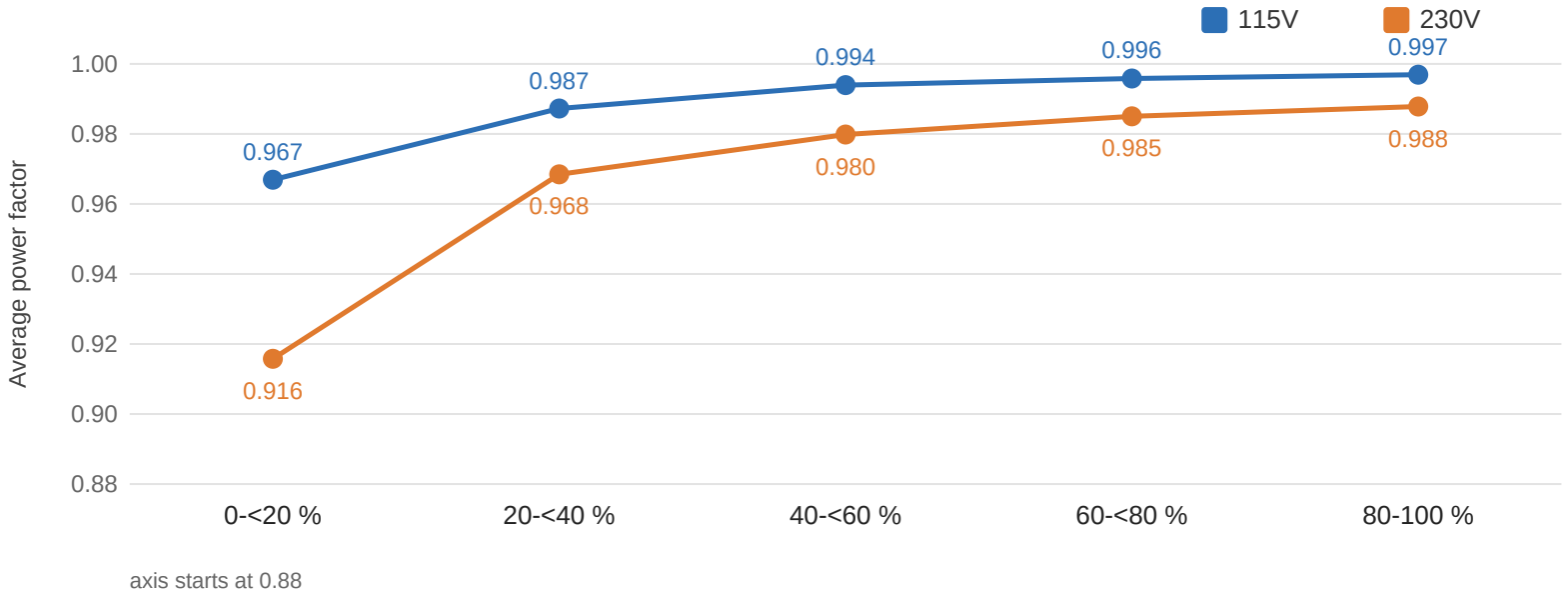

axis starts at 0.88

Load range	Points	Efficiency 115V	Efficiency 230V	PF 115V	PF 230V
0-<20 %	250 / 250	87.00%	88.50%	0.967	0.916
20-<40 %	326 / 326	91.18%	92.77%	0.987	0.968
40-<60 %	324 / 324	91.00%	93.05%	0.994	0.980
60-<80 %	325 / 325	89.84%	92.48%	0.996	0.985
80-100 %	330 / 330	88.38%	91.60%	0.997	0.988
70-100 % (High-Load)	493 / 493	88.75%	91.83%	0.997	0.987
All (published average)	1555 / 1555	89.60%	91.84%	0.989	0.970

INFO

The average efficiency and power factor in five ranges of load. Calculated from the 1555 (115V) and 1555 (230V) load combinations of the certification sweep, the same data that ETA and LAMBDA use (test 0 excluded). Load is the total DC output as a share of the rated 1300 W. These are plain averages of the valid readings, as for the ETA rating, so the ranges combined give back the published averages.

Informational. Not part of the ETA or LAMBDA rating.

□□□□□

115V

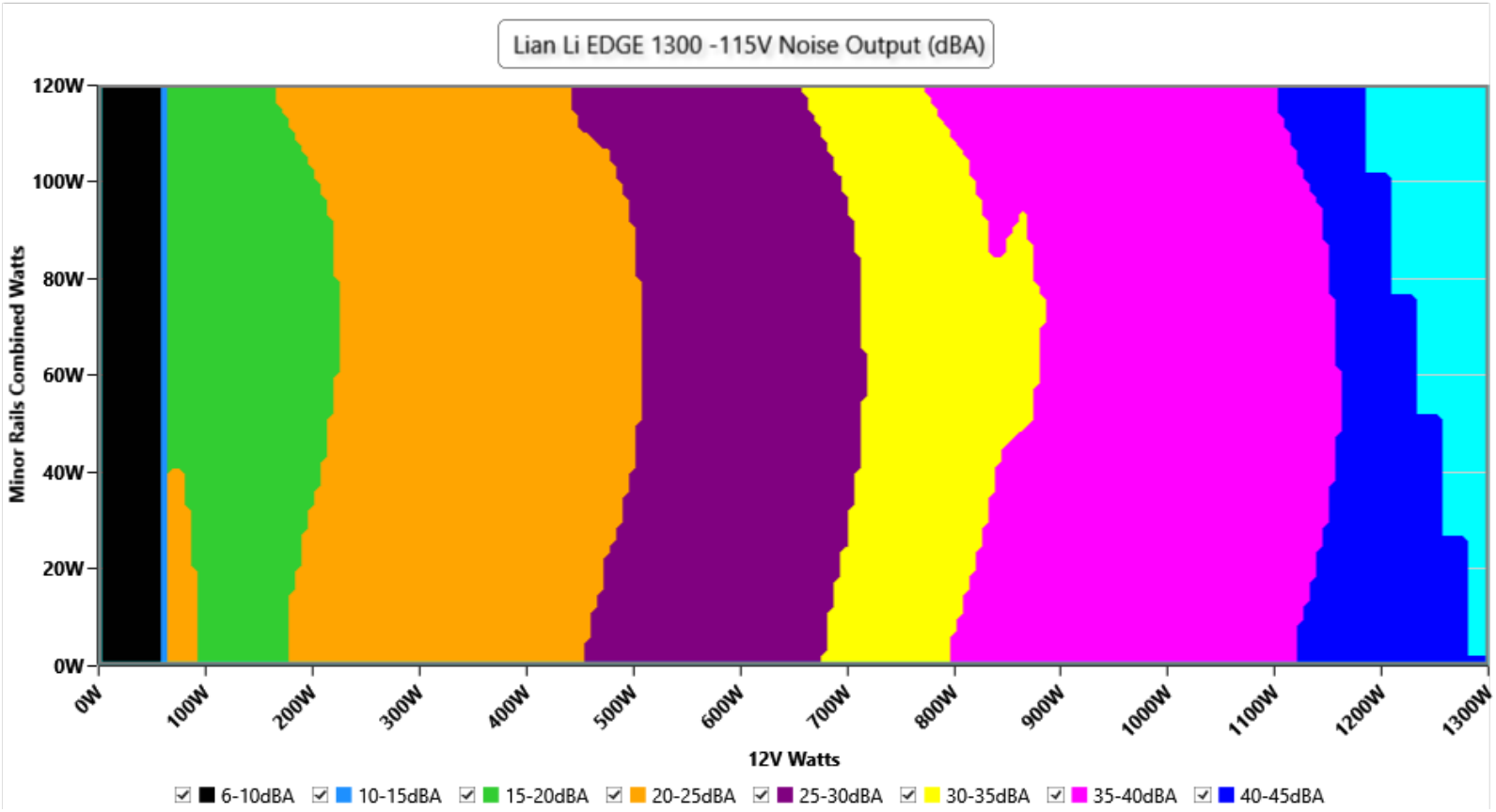

□□

The PSU`s noise in its entire operational range and under 30-32 °C ambient is depicted in this graph. The X axis represents the load on the +12V rail(s) while the Y axis is the load on the minor rails

230V

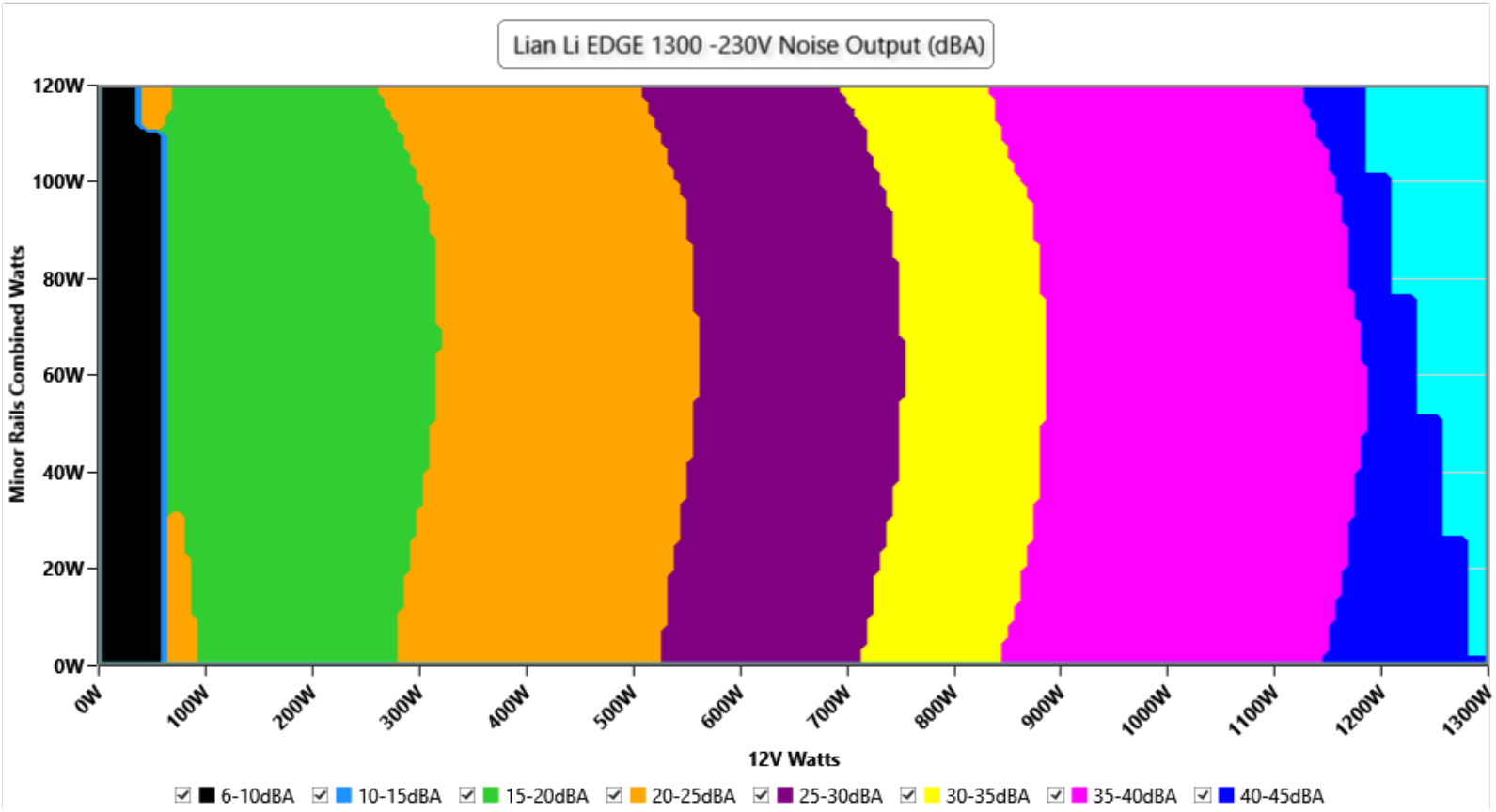

The PSU`s noise in its entire operational range and under 30-32 °C ambient is depicted in this graph. The X axis represents the load on the +12V rail(s) while the Y axis is the load on the minor rails

Noise by load range

High-Load Index (70-100 % load)
Noise **38.5 dB(A)** at 115V and **38.3 dB(A)** at 230V · loudest point 40.9 dB(A)
Efficiency 88.75% / 91.83% · power factor 0.997 / 0.987 (115V / 230V)

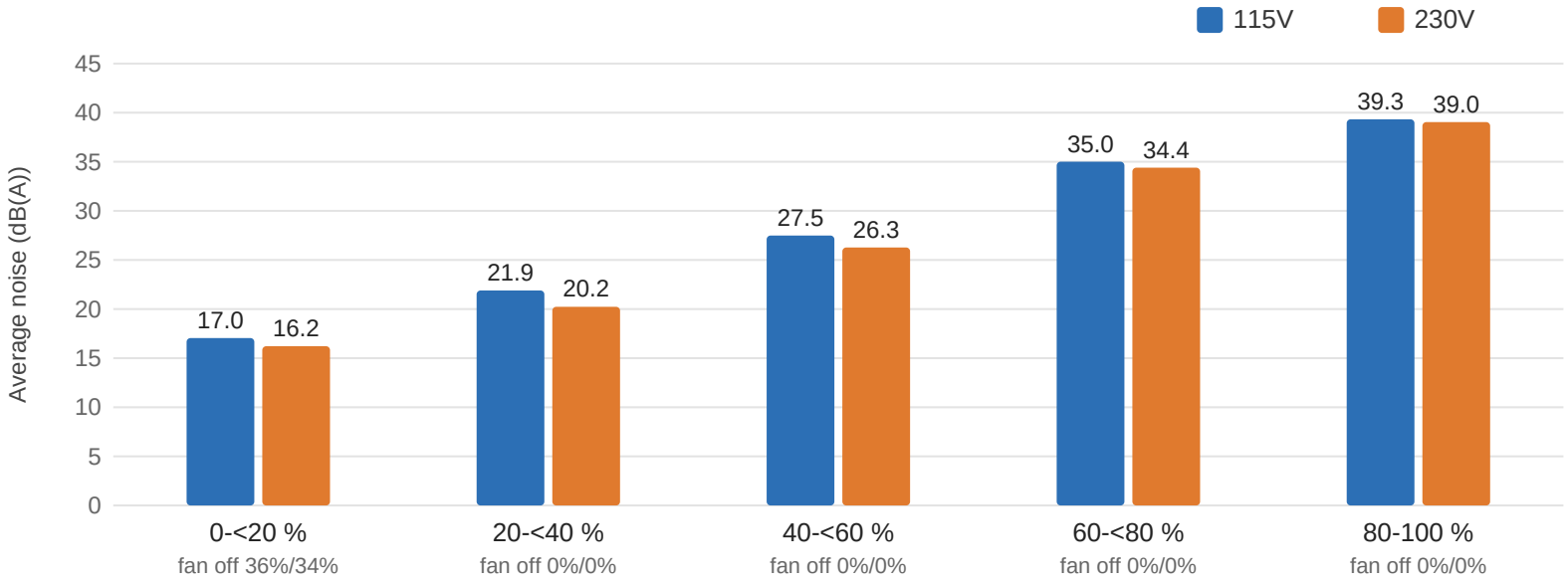

Load range	Noise 115V avg (loudest)	Noise 230V avg (loudest)	Fan off 115V / 230V
0-<20 %	17.0 (21.8)	16.2 (20.1)	36% / 34%
20-<40 %	21.9 (25.6)	20.2 (24.1)	0% / 0%
40-<60 %	27.5 (34.9)	26.3 (31.4)	0% / 0%
60-<80 %	35.0 (38.2)	34.4 (38.8)	0% / 0%
80-100 %	39.3 (40.9)	39.0 (40.9)	0% / 0%
70-100 % (High-Load)	38.5 (40.9)	38.3 (40.9)	0% / 0%
All (published average)	34.2 (40.9)	33.8 (40.9)	6% / 5%

INFO

The average noise in five ranges of load, the share of points with the fan stopped (semi-passive operation), and the High-Load Index: the same figures for all points at 70 % of the rated output and above. Calculated from the 1555 (115V) and 1555 (230V) load combinations of the certification sweep, the same data that ETA and LAMBDA use (test 0 excluded). Load is the total DC output as a share of the rated 1300 W. Noise is averaged on the energy scale, as for LAMBDA, so the ranges combined give back the published average noise. Each load combination is held for about five seconds; the stabilized readings at fixed loads are under "Noise under high ambient temperature".

Informational. Not part of the ETA or LAMBDA rating.

Noise under high ambient temperature (indicative)

115V

Load	Normal ambient fan · noise · intake	High ambient fan · noise · intake	Noise change
10%	1129 RPM · 23.7 dB(A) · 40.2 °C	1129 RPM · 23.7 dB(A) · 40.2 °C	**+0.0 dB(A)**
20%	1205 RPM · 25.7 dB(A) · 40.9 °C	1205 RPM · 25.7 dB(A) · 40.9 °C	**+0.0 dB(A)**
50%	1727 RPM · 36.3 dB(A) · 42.3 °C	1727 RPM · 36.3 dB(A) · 42.3 °C	**+0.0 dB(A)**
100%	2184 RPM · 42.3 dB(A) · 45.6 °C	2184 RPM · 42.3 dB(A) · 45.6 °C	**+0.0 dB(A)**

230V

Load	Normal ambient fan · noise · intake	High ambient fan · noise · intake	Noise change
10%	1123 RPM · 23.6 dB(A) · 40.2 °C	1123 RPM · 23.6 dB(A) · 40.2 °C	**+0.0 dB(A)**
20%	1197 RPM · 25.6 dB(A) · 40.6 °C	1197 RPM · 25.6 dB(A) · 40.6 °C	**+0.0 dB(A)**
50%	1749 RPM · 36.7 dB(A) · 42.2 °C	1749 RPM · 36.7 dB(A) · 42.2 °C	**+0.0 dB(A)**
100%	2183 RPM · 42.3 dB(A) · 45.7 °C	2183 RPM · 42.3 dB(A) · 45.7 °C	**+0.0 dB(A)**

INFO

Fan speed, noise and the measured intake temperature at 10, 20, 50 and 100 % load, from the two load regulation tests: at normal ambient (about 30-32 °C) and at high ambient (about 40-47 °C). These are stabilized readings at fixed loads, not averages over the certification sweep, so they are indicative of how the fan behaves when it is hot. "<6.0" is the floor of our sound meter: the fan is stopped or too quiet to measure (the fan speed column says which); with the fan stopped, the intake sensor can read higher than the chamber air.

Informational. Not part of the ETA or LAMBDA rating.

Indicative Performance

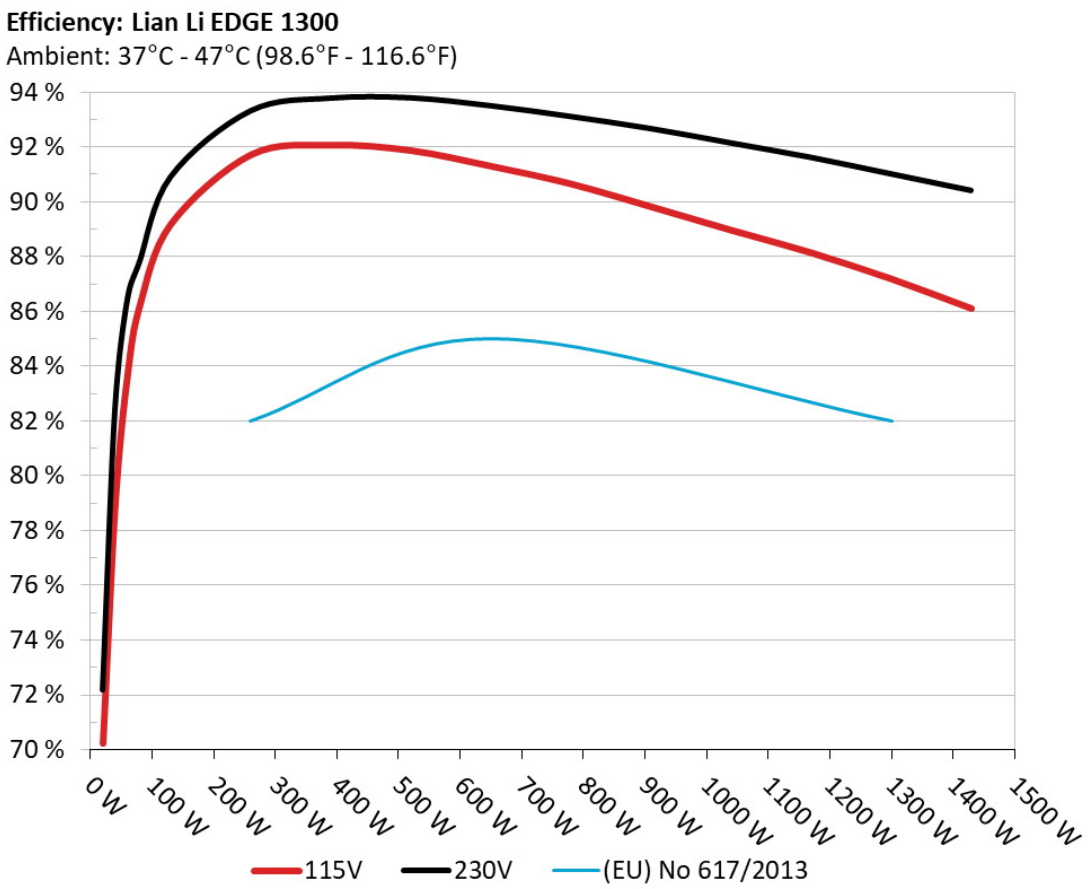

The PSU`s efficiency under high ambient temperatures with 115V and 230V input. For this graph the results of the 10-110% load regulation table are used

5Vsb□□□□

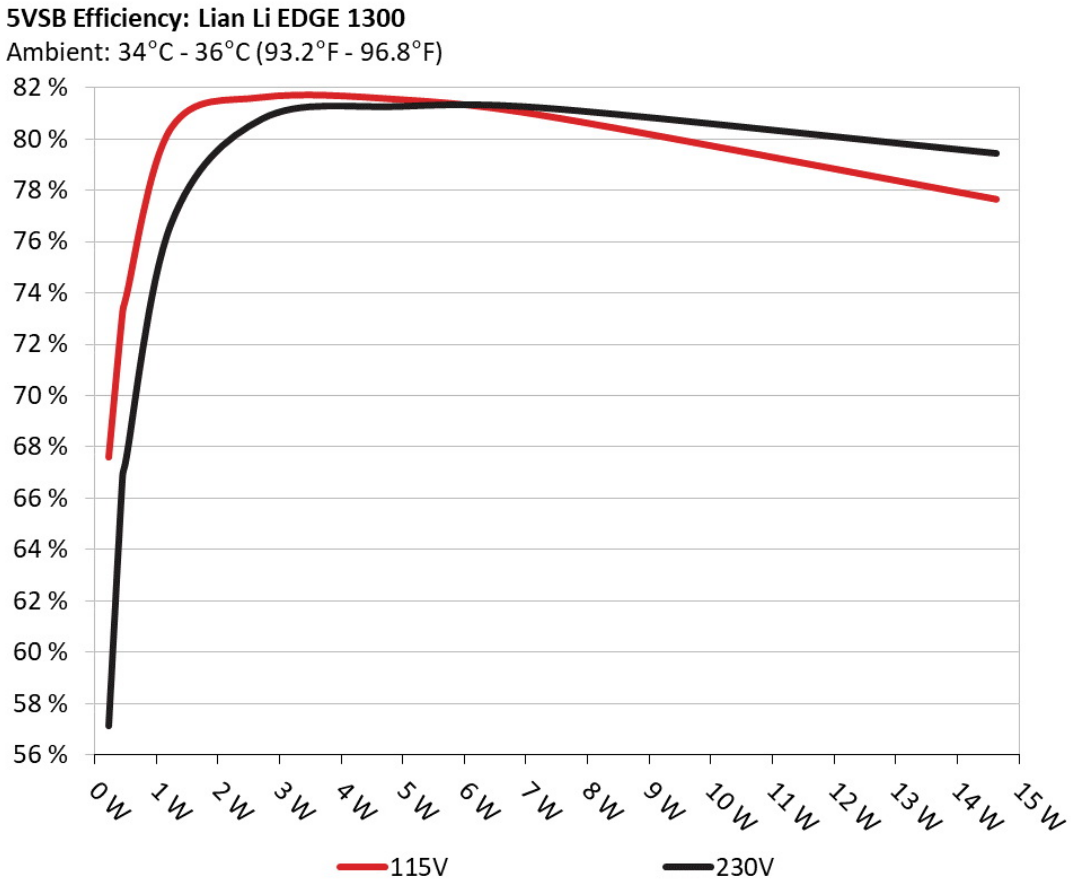

□□

This graph depicts the efficiency levels of the 5VSB rail with 115V and 230V input

□□□□ □□ 5Vsb □□ (ErP Lot3/6 & CEC)

115V

□□ #	5VSB	DC/AC (□)	□□	PF/AC □□
1	**0.045A**	0.223W	67.617%	0.045
	4.942V	0.33W		114.94V
2	**0.09A**	0.445W	73.227%	0.081
	4.941V	0.608W		114.94V
3	**0.55A**	2.712W	81.616%	0.335
	4.931V	3.323W		114.91V
4	**1A**	4.921W	81.536%	0.45
	4.921V	6.035W		114.91V
5	**1.5A**	7.366W	80.87%	0.513
	4.91V	9.108W		114.91V
6	**3A**	14.63W	77.65%	0.58
	4.877V	18.84W		114.9V

230V

□□ #	5VSB	DC/AC (□)	□□	PF/AC □□
1	**0.045A**	0.222W	57.128%	0.016
	4.942V	0.389W		229.88V
2	**0.09A**	0.445W	66.819%	0.027
	4.941V	0.666W		229.88V
3	**0.55A**	2.712W	80.801%	0.127
	4.931V	3.356W		229.88V
4	**1A**	4.921W	81.282%	0.212
	4.921V	6.054W		229.88V
5	**1.5A**	7.366W	81.21%	0.284
	4.91V	9.07W		229.88V
6	**3A**	14.63W	79.453%	0.391
	4.877V	18.413W		229.88V

Protection Features

Protection Features	
OCP (Cold @ 29°C)	12V: 144A (133.33%), 12.172V 5V: 31.9A (159.5%), 4.976V 3.3V: 30.8A (154%), 3.33V 5VSB: 4.1A (136.67%), 4.84V
OCP (Hot @ 44°C)	12V: 141.8A (131.3%), 12.186V 5V: 31.3A (156.6%), 4.98V 3.3V: 30.2A (151%), 3.333V 5VSB: 4.1A (136.67%), 4.845V
OPP (Cold @ 29°C)	1771.11W (136.24%)
OPP (Hot @ 43°C)	1653.13W (127.16%)
OTP	✓ (136°C @ secondary side)
SCP	12V to Earth: ✓ 5V to Earth: ✓ 3.3V to Earth: ✓ 5VSB to Earth: ✓ -12V to Earth: ✓
PWR_OK	Proper operation
NLO	✓
Fan Failure Protection	✗
SIP	Surge: MOV Inrush: NTC Thermistor & Bypass relay

Supplementary Tests (For Reference)

10-110%□□□□

115V

□□	12V	5V	3.3V	5VSB	DC/AC (□)	□□	□□□□ (RPM)	□□□□□□□ (dB[A])	□□ (□□ /□□)	PF/AC □□
	8.868A	**1.988A**	**1.957A**	**1.001A**	129.992	89.171%	1129	23.7	40.18°C	0.969
	12.223V	5.029V	3.372V	4.997V	145.789				44.39°C	114.89V
	18.748A	**2.985A**	**2.939A**	**1.202A**	259.951	91.703%	1205	25.7	40.91°C	0.981
	12.217V	5.025V	3.369V	4.991V	283.47				45.43°C	114.82V
	28.955A	**3.485A**	**3.432A**	**1.405A**	389.579	92.058%	1298	27.9	41.12°C	0.988
	12.210V	5.022V	3.366V	4.981V	423.195				46.2°C	114.79V
	39.195A	**3.985A**	**3.925A**	**1.61A**	519.531	91.86%	1415	30.4	41.71°C	0.992
	12.204V	5.019V	3.363V	4.971V	565.569				47.27°C	114.74V
	49.118A	**4.985A**	**4.911A**	**1.813A**	649.691	91.288%	1727	36.3	42.27°C	0.994
	12.199V	5.016V	3.36V	4.965V	711.674				48.34°C	114.69V
	59.050A	**5.986A**	**5.9A**	**2A**	779.737	90.641%	1870	38.5	42.78°C	0.995
	12.194V	5.012V	3.356V	4.959V	860.243				49.38°C	114.64V
	68.985A	**6.989A**	**6.891A**	**2.221A**	909.914	89.805%	2010	40.5	43.25°C	0.996
	12.189V	5.009V	3.353V	4.952V	1013.213				50.32°C	114.59V
	78.933A	**7.991A**	**7.883A**	**2.322A**	1039.529	88.954%	2164	42.1	43.77°C	0.997
	12.183V	5.004V	3.349V	4.951V	1168.612				51.87°C	114.54V
	89.277A	**8.495A**	**8.367A**	**2.426A**	1169.777	88.128%	2174	42.2	44.58°C	0.997
	12.178V	5.002V	3.346V	4.946V	1327.371				53.65°C	114.48V
	99.360A	**9A**	**8.883A**	**3.053A**	1299.371	87.176%	2184	42.3	45.59°C	0.997
	12.174V	4.999V	3.344V	4.913V	1490.522				55.68°C	114.44V
	109.378A	**10.007A**	**9.971A**	**3.051A**	1429.581	86.096%	2189	42.4	47.21°C	0.996
	12.172V	4.996V	3.34V	4.917V	1660.439				58.12°C	114.37V
	0.113A	**14.437A**	**14.24A**	**0A**	121.291	81.619%	1708	36.1	40.91°C	0.97
	12.229V	5V	3.35V	5.156V	148.614				48.62°C	114.86V

	0.113A	**22.002A**	**0A**	**0A**	111.294	80.443%	1410	30.3	40.39°C	0.966
	12.230V	4.996V	3.369V	5.228V	138.353				46.33°C	114.86V
	0.113A	**0A**	**21.684A**	**0A**	73.996	74.264%	1427	31.1	41.39°C	0.954
	12.230V	5.027V	3.349V	5.036V	99.639				45.31°C	114.88V
	106.795A	**0A**	**0A**	**0A**	1299.951	87.99%	2184	42.3	44.76°C	0.997
	12.172V	5.023V	3.364V	4.999V	1477.387				54.79°C	114.44V

The results above are not used in the certification process

230V

□□	**12V**	**5V**	**3.3V**	**5VSB**	**DC/AC (□)**	□□	□□□□ **(RPM)**	□□□□□□□ **(dB[A])**	□□ (□□ /□□)	**PF/AC □□**
	8.870A	**1.989A**	**1.957A**	**1.001A**	130.015	90.891%	1123	23.6	40.15°C	0.923
	12.222V	5.028V	3.372V	4.996V	143.041				44.35°C	229.87V
	18.750A	**2.986A**	**2.939A**	**1.203A**	259.985	93.303%	1197	25.6	40.55°C	0.957
	12.218V	5.024V	3.369V	4.989V	278.644				45.11°C	229.85V
	28.960A	**3.486A**	**3.432A**	**1.406A**	389.712	93.769%	1308	28.1	41.2°C	0.97
	12.212V	5.021V	3.366V	4.98V	415.614				46.28°C	229.82V
	39.195A	**3.986A**	**3.925A**	**1.61A**	519.66	93.78%	1443	31.3	41.8°C	0.976
	12.207V	5.019V	3.364V	4.97V	554.129				47.43°C	229.8V
	49.118A	**4.986A**	**4.911A**	**1.814A**	649.813	93.492%	1749	36.7	42.23°C	0.98
	12.201V	5.015V	3.36V	4.963V	695.047				48.27°C	229.78V
	59.049A	**5.988A**	**5.899A**	**2.001A**	779.876	93.1%	1885	38.7	42.95°C	0.983
	12.196V	5.012V	3.357V	4.958V	837.678				49.48°C	229.75V
	68.989A	**6.991A**	**6.89A**	**2.222A**	910.031	92.659%	2022	40.6	43.27°C	0.986
	12.189V	5.008V	3.354V	4.951V	982.138				50.27°C	229.73V
	78.946A	**7.993A**	**7.881A**	**2.324A**	1039.639	92.137%	2158	42.0	43.82°C	0.987
	12.182V	5.004V	3.35V	4.95V	1128.363				51.86°C	229.71V
	89.296A	**8.497A**	**8.365A**	**2.43A**	1169.865	91.609%	2180	42.3	44.1°C	0.988
	12.177V	5.001V	3.348V	4.939V	1277.021				53.26°C	229.68V
	99.391A	**9.001A**	**8.879A**	**3.055A**	1299.449	91.009%	2183	42.3	45.69°C	0.989
	12.171V	4.999V	3.345V	4.911V	1427.8				55.74°C	229.65V

	109.429A	**10.009A**	**9.967A**	**3.053A**	1429.627	90.403%	2189	42.4	46.88°C	0.99
	12.166V	4.995V	3.342V	4.914V	1581.403				57.78°C	229.63V
	0.115A	**14.435A**	**14.237A**	**0A**	121.307	82.689%	1766	37.0	40.57°C	0.926
	12.228V	5.001V	3.351V	5.158V	146.702				48.64°C	229.86V
	0.113A	**22.005A**	**0A**	**0A**	111.3	81.969%	1380	29.7	40.07°C	0.919
	12.224V	4.995V	3.368V	5.228V	135.784				45.02°C	229.87V
	0.113A	**0A**	**21.68A**	**0A**	73.997	75.766%	1385	29.8	40.1°C	0.886
	12.224V	5.027V	3.349V	5.035V	97.664				44.29°C	229.87V
	106.844A	**0A**	**0A**	**0A**	1299.957	91.652%	2186	42.4	44.94°C	0.989
	12.166V	5.022V	3.363V	4.998V	1418.355				54.57°C	229.66V

The results above are not used in the certification process

20-80□□□□□

115V

□□	12V	5V	3.3V	5VSB	DC/AC (□)	□□	□□□□ (RPM)	□□□□□□□ (dB[A])	□□ (□□ /□□)	PF/AC □□
20W	1.214A	0.496A	0.488A	0.199A	19.996	70.224%	0	<6.0	39.68°C	0.892
	12.222V	5.036V	3.378V	5.031V	28.471				36.59°C	114.9V
40W	2.674A	0.695A	0.684A	0.298A	39.995	78.998%	1034	21.1	37.2°C	0.925
	12.225V	5.036V	3.378V	5.027V	50.63				40.46°C	114.9V
60W	4.133A	0.894A	0.879A	0.398A	59.994	83.695%	1057	21.9	38.37°C	0.941
	12.225V	5.035V	3.377V	5.023V	71.647				42.02°C	114.89V
80W	5.588A	1.093A	1.075A	0.498A	79.936	86.22%	1102	23.1	39.55°C	0.949
	12.225V	5.033V	3.376V	5.018V	92.721				43.51°C	114.89V

The results above are not used in the certification process

230V

□□	12V	5V	3.3V	5VSB	DC/AC (□)	□□	□□□□ (RPM)	□□□□□□□ (dB[A])	□□ (□□ /□□)	PF/AC □□
20W	1.216A	0.496A	0.488A	0.199A	20	72.191%	0	<6.0	39.58°C	0.612
	12.221V	5.037V	3.379V	5.031V	27.704				36.51°C	229.92V
40W	2.674A	0.695A	0.684A	0.298A	40	82.398%	0	<6.0	41.19°C	0.771
	12.221V	5.036V	3.378V	5.027V	48.543				37.89°C	229.9V
60W	4.134A	0.894A	0.879A	0.398A	60.001	86.405%	1077	22.2	38.74°C	0.84
	12.222V	5.036V	3.378V	5.024V	69.448				42.24°C	229.88V
80W	5.588A	1.093A	1.075A	0.498A	79.952	87.802%	1109	23.3	39.27°C	0.876
	12.225V	5.033V	3.376V	5.018V	91.056				42.93°C	229.88V

The results above are not used in the certification process

□□□□

115V

Test	12V	5V	3.3V	5VSB	Pass/Fail
10% Load	13.56mV	9.86mV	8.55mV	11.26mV	Pass
20% Load	16.01mV	11.65mV	9.52mV	12.69mV	Pass
30% Load	17.29mV	11.70mV	10.03mV	12.68mV	Pass
40% Load	16.37mV	11.65mV	9.72mV	13.50mV	Pass
50% Load	16.42mV	10.42mV	9.00mV	11.51mV	Pass
60% Load	18.47mV	14.30mV	10.79mV	14.84mV	Pass
70% Load	18.72mV	16.50mV	10.44mV	17.80mV	Pass
80% Load	19.08mV	17.93mV	13.04mV	17.80mV	Pass
90% Load	20.41mV	20.08mV	14.94mV	20.20mV	Pass
100% Load	30.93mV	23.36mV	17.02mV	22.34mV	Pass
110% Load	31.56mV	25.39mV	17.88mV	23.31mV	Pass
Crossload1	22.76mV	12.83mV	10.97mV	14.13mV	Pass
Crossload2	16.11mV	17.62mV	9.97mV	13.45mV	Pass

Test	12V	5V	3.3V	5VSB	Pass/Fail
Crossload3	14.58mV	12.52mV	11.76mV	13.66mV	Pass
Crossload4	30.42mV	21.77mV	16.33mV	23.15mV	Pass

The results above are not used in the certification process

230V

Test	12V	5V	3.3V	5VSB	Pass/Fail
10% Load	15.40mV	11.09mV	9.87mV	13.55mV	Pass
20% Load	17.24mV	11.29mV	11.00mV	13.76mV	Pass
30% Load	15.70mV	10.88mV	10.28mV	12.63mV	Pass
40% Load	38.83mV	20.84mV	20.00mV	26.50mV	Pass
50% Load	17.29mV	12.82mV	10.79mV	13.76mV	Pass
60% Load	16.68mV	12.72mV	9.77mV	14.12mV	Pass
70% Load	17.65mV	17.32mV	12.02mV	16.16mV	Pass
80% Load	18.47mV	18.24mV	13.20mV	17.91mV	Pass
90% Load	18.93mV	18.85mV	14.22mV	18.62mV	Pass
100% Load	31.13mV	21.54mV	16.33mV	20.54mV	Pass
110% Load	32.67mV	23.97mV	17.20mV	22.96mV	Pass
Crossload1	23.36mV	12.79mV	10.71mV	11.75mV	Pass
Crossload2	14.99mV	16.35mV	8.59mV	10.95mV	Pass
Crossload3	15.85mV	11.34mV	11.36mV	11.51mV	Pass
Crossload4	30.47mV	21.32mV	15.83mV	21.09mV	Pass

The results above are not used in the certification process



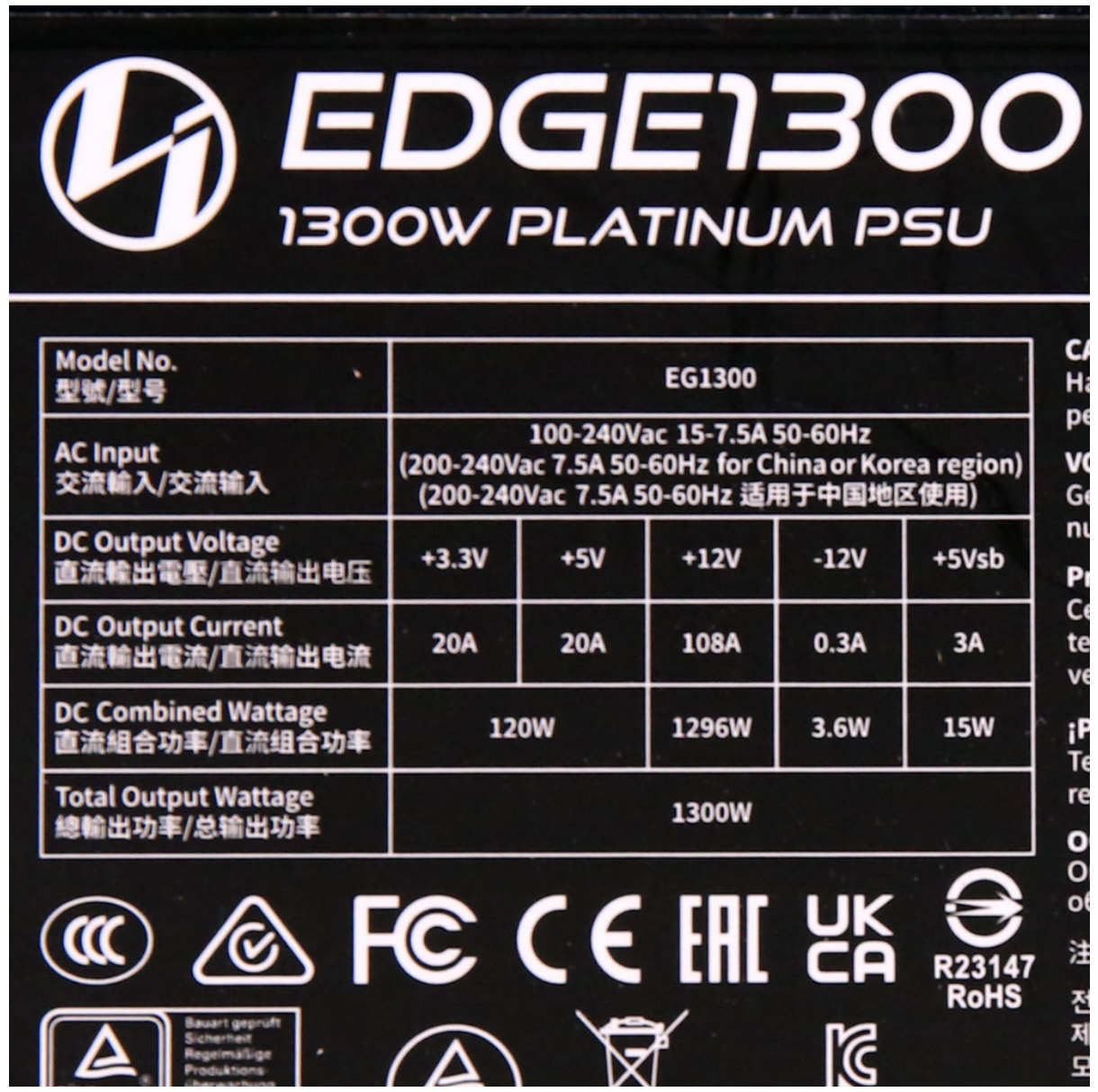

Lian Li EDGE 1300

Top side

Power specifications label

本测试报告中包含的所有数据和图表均可在以下条件下由任何人使用：使用过程需提及测试结果由Cybenetics提供。
在任何情况下都应提供原始测试结果文档的网站链接

Cybenetics 提供自愿性认证计划：电源方面有 ETA（效率）、LAMBDA（噪声）与 SAFE（安全与正确运行）；散热产品方面有 DELTA（机箱隔音）与 PHI（风扇风量与静压）

CYBENETICS LTD Syrou 6, Latsia, 2231, Nicosia Cyprus

www.cybenetics.com - info@cybenetics.com