Make It Yours.

Cooler Master GX II 850 GOLD (MWE Gold 850 V3)

PS58513CD2312020014A1GZ

Lab ID CM85002478

Certification ID 252478

Test Result Report ID: 24PS2478A

Certificate Issue Date: Jun 18, 2024

Scheme: ETA-EMI PSU

115V: CYBENETICS PLATINUM

230V: CYBENETICS PLATINUM 230v

Scheme: LAMBDA PSU

115V: CYBENETICS A

230V: CYBENETICS A+ 230v

CYBENETICS ATX 3.1 PASS

Outside Validation Scope



General Information

Test Equipment

Electronic Loads	Chroma 63601-5 x2 Chroma 63600-2 Chroma 63640-80-80 x10 Chroma 63610-80-20
AC Sources	Chroma 6530, APM SP300VAC4000W-P, GW Instek ASR-3500
Power Analyzers	Rohde & Schwarz HMC8015 & NPA701
Oscilloscopes	Picoscope 4444, Siglent SDS2104X PLUS
Sound Analyzer	Bruel & Kjaer 2270 G4
Microphone	Bruel & Kjaer Type 4955-A
Temperature Logger	Picoscope TC-08
Tachometer	UNI-T UT372
Multimeters	Keysight 34465A
EMI Analyzer	TekBox TBMR-110M-EU
Isolation Transformer	4kVA
UPS	FSP Champ Tower 3kVA, CyberPower OLS3000E 3kVA
Testing Methodology	Cybenetics PSU Test Protocol

DUT Information
(Non-accredited measurements)

Product Identification Details	
Brand	Cooler Master
Model	GX II 850 GOLD (MWE Gold 850 V3)
OEM/ODM	Lite-on
Serial Number	PS58513CD2312020014A1GZ
Product Specifications	
Manufacturer-Provided Information	
□□□□ (Vrms)	100-240

□□□□ (Arms)	5-10
□□□□ (Hz)	50-60
□□□□ (W)	850
Operating Temperature (Continuous Full Load) (°C)	
□□	ATX12V
□□□□	Fully Modular
Warranty	-
Cybenetics Measurements	
Dimensions (W x H x D)	
Weight	
□□	120mm Fluid Dynamic Bearing Fan (HA1225H12F-Z)
□□□□□	✓
Cybenetics Testing Information	
Lab ID	CM85002478
Date of receipt	May 29, 2024
Testing Date	Jun 17, 2024
Report Issued Date	Jun 18, 2024
□□□□□	Also sold as: MWE Gold 850 V3
Engineer Name	-
Authorized By the Laboratory Technical Manager	Aristeidis Bitziopoulos
Signature	

□□□□□
(Non-accredited measurements)

□□□□□				
□□	□□□□	□□□□□□	**Gauge**	In Cable Capacitors
ATX □□ 20+4 pin (605mm)	1	1	18-22AWG	□
4+4 pin EPS 12V □□ (600mm)	1	1	18AWG	□
8 pin EPS 12V □□ (600mm)	1	1	18AWG	□

6+2pin PCIe□□ (550mm)	3	3	16-18AWG	□
12+4 pin PCIe (650mm) (600W)	1	1	16-28AWG	□
SATA□□ (500mm+120mm+120mm+120mm)	2	8	20AWG	□
□ 4pin Molex□□ (500mm+120mm+120mm+120mm)	1	4	20AWG	□
AC Power Cord (1390mm) - C13 coupler	1	1	18AWG	-

Protection Features

Over Power Protection	✓
Over Current (+12V) Protection	✓
Over Temperature Protection	✓
Short Circuit Protection	✓
Surge Protection	✓
Inrush Current Protection	✓
Fan Failure Protection	✗

□□□□

□		3.3V	5V	12V	5VSB	-12V
□□□□	□□	20	20	70.8	3	0.3
	□	120		849.6	15	3.6
□□□□□ (W)		850				

Test Results

Temperature & Compliance Info

□□□□ (°C /°F)	28-32 / 82.4-89.6
□□ ErP Lot3/6□□	✓
□□ (EU) No 617/2013□□	✓
ALPM (Alternative Low Power Mode) compatible	✓
ATX v3.1 PSU Power Excursion	✓

Performance Summary

115V

Accredited	
□□□□ (>1450 load combinations)	89.579%
Average Noise Output (>1450 Load Combinations)	22.87dBA
PF□□□ (>1450 Load Combinations)	0.992
Efficiency With 10W (≤500W) or 2% (>500W) Load	82.480%
□□□□□□	0.0680W
Non-Accredited	
12V Ripple (Full Load)	58.45mV
5V Ripple (Full Load)	17.33mV
3.3V Ripple (Full Load)	18.63mV
5VSB Ripple (Full Load)	16.20mV
12V Load Regulation	0.81%
5V Load Regulation	2.42%
3.3V Load Regulation	3.49%
5VSB Load Regulation	4.26%
Inrush Current	-

230V

Accredited	
□□□□ (>1450 load combinations)	91.725%
Average Noise Output (>1450 Load Combinations)	18.91dBA
PF□□□ (>1450 Load Combinations)	0.981
Efficiency With 10W (≤500W) or 2% (>500W) Load	77.935%
□□□□□□	0.1253W
Non-Accredited	
12V Ripple (Full Load)	56.06mV
5V Ripple (Full Load)	17.50mV
3.3V Ripple (Full Load)	19.53mV

5VSB Ripple (Full Load)		16.10mV
12V Load Regulation		0.75%
5V Load Regulation		2.40%
3.3V Load Regulation		3.42%
5VSB Load Regulation		4.16%
Inrush Current		-
12V Transient Response (200%)		11.15V
5V Transient Response (200%)		4.803V
3.3V Transient Response (200%)		3.191V
5VSB Transient Response (200%)		4.941V
□□□□ & PG□□		20.90ms
AC Loss to PWR_OK Hold Up Time		18.20ms
PWR_OK Inactive to DC Loss Delay		2.70ms
PSU Timings: T1 (20% / 100%)	61.0ms	36.0ms
PSU Timings: T3 (20% / 100%)	125.0ms	126.0ms
12V OCP (26.3°C / °C)	- 5V	- 5V
5V OCP (26.3°C / °C)		
3.3V OCP (26.3°C / °C)		
5VSB OCP (26.3°C / °C)		
OPP (27.11°C / 0.00°C)	126.90%	-

□□□□ & PG□□

Hold-Up Time (ms)	20.9
AC Loss to PWR_OK Hold Up Time (ms)	18.2
PWR_OK Inactive to DC Loss Delay (ms)	2.7

Tables

115V

Detailed Results						
	Average	Min	Limit Min	Max	Limit Max	Result
Mains Voltage RMS:	115.07 V	115.04 V	113.85 V	115.11 V	116.15 V	PASS
Mains Frequency:	60.00 Hz	59.99 Hz	59.40 Hz	60.01 Hz	60.60 Hz	PASS
Mains Voltage CF:	1.416	1.415	1.340	1.418	1.490	PASS
Mains Voltage THD:	0.13 %	0.09 %	N/A	0.18 %	2.00 %	PASS
Real Power:	0.068 W	-0.002 W	N/A	0.125 W	N/A	N/A
Apparent Power:	7.900 W	7.539 W	N/A	8.267 W	N/A	N/A
Power Factor:	0.013	N/A	N/A	N/A	N/A	N/A

230V

Detailed Results						
	Average	Min	Limit Min	Max	Limit Max	Result
Mains Voltage RMS:	231.03 V	230.92 V	227.70 V	231.09 V	232.30 V	PASS
Mains Frequency:	50.00 Hz	49.99 Hz	49.50 Hz	50.01 Hz	50.50 Hz	PASS
Mains Voltage CF:	1.417	1.416	1.340	1.419	1.490	PASS
Mains Voltage THD:	0.17 %	0.14 %	N/A	0.27 %	2.00 %	PASS
Real Power:	0.125 W	0.079 W	N/A	0.210 W	N/A	N/A
Apparent Power:	25.453 W	24.984 W	N/A	25.920 W	N/A	N/A
Power Factor:	0.004	N/A	N/A	N/A	N/A	N/A

□□□□□□

115V

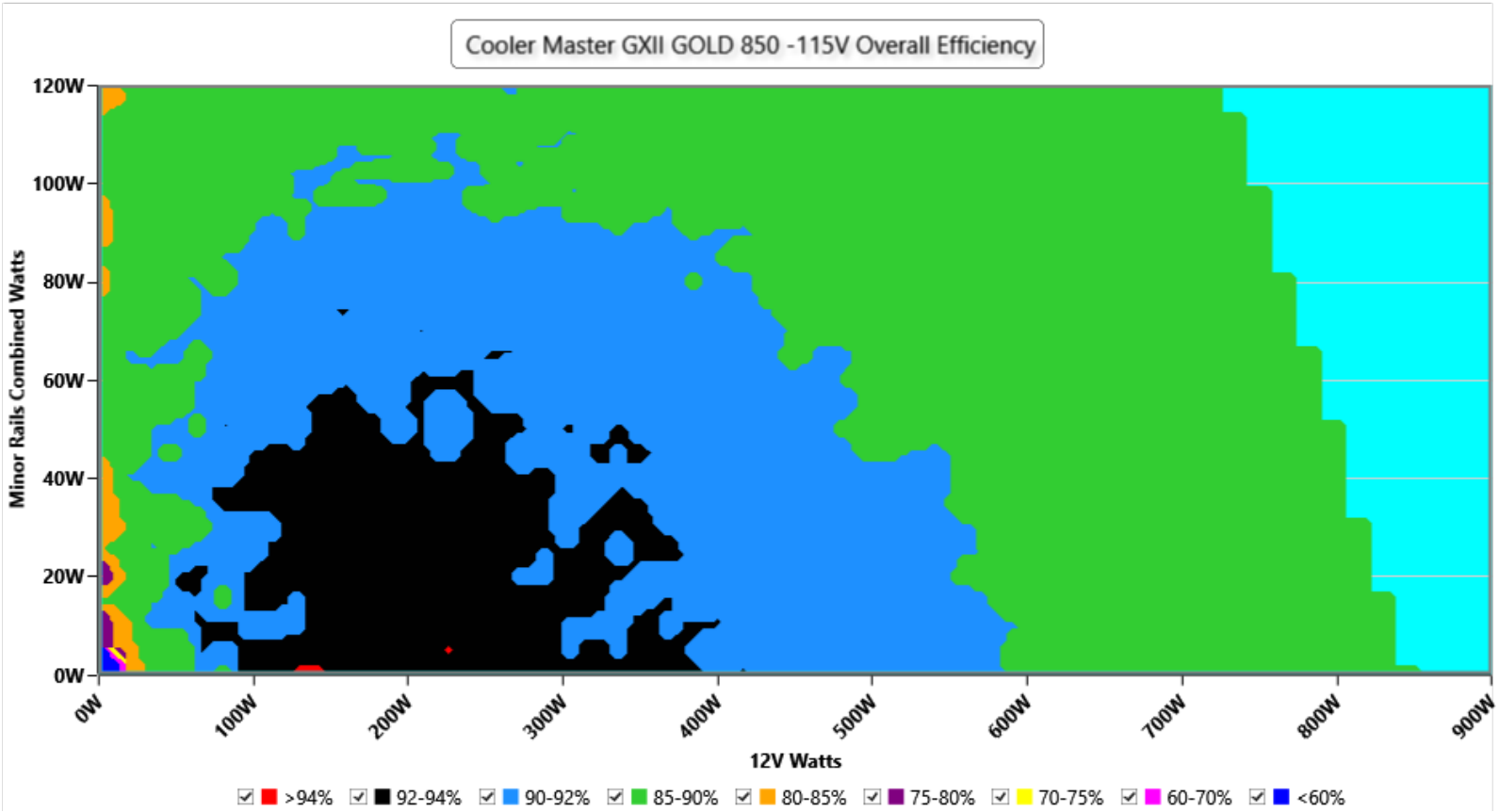

□□

This graph depicts the PSU`s efficiency throughout its entire operational range. For the generation of the efficiency and noise graphs we set our loaders to auto mode through our custom-made software before trying thousands of possible load combinations

230V

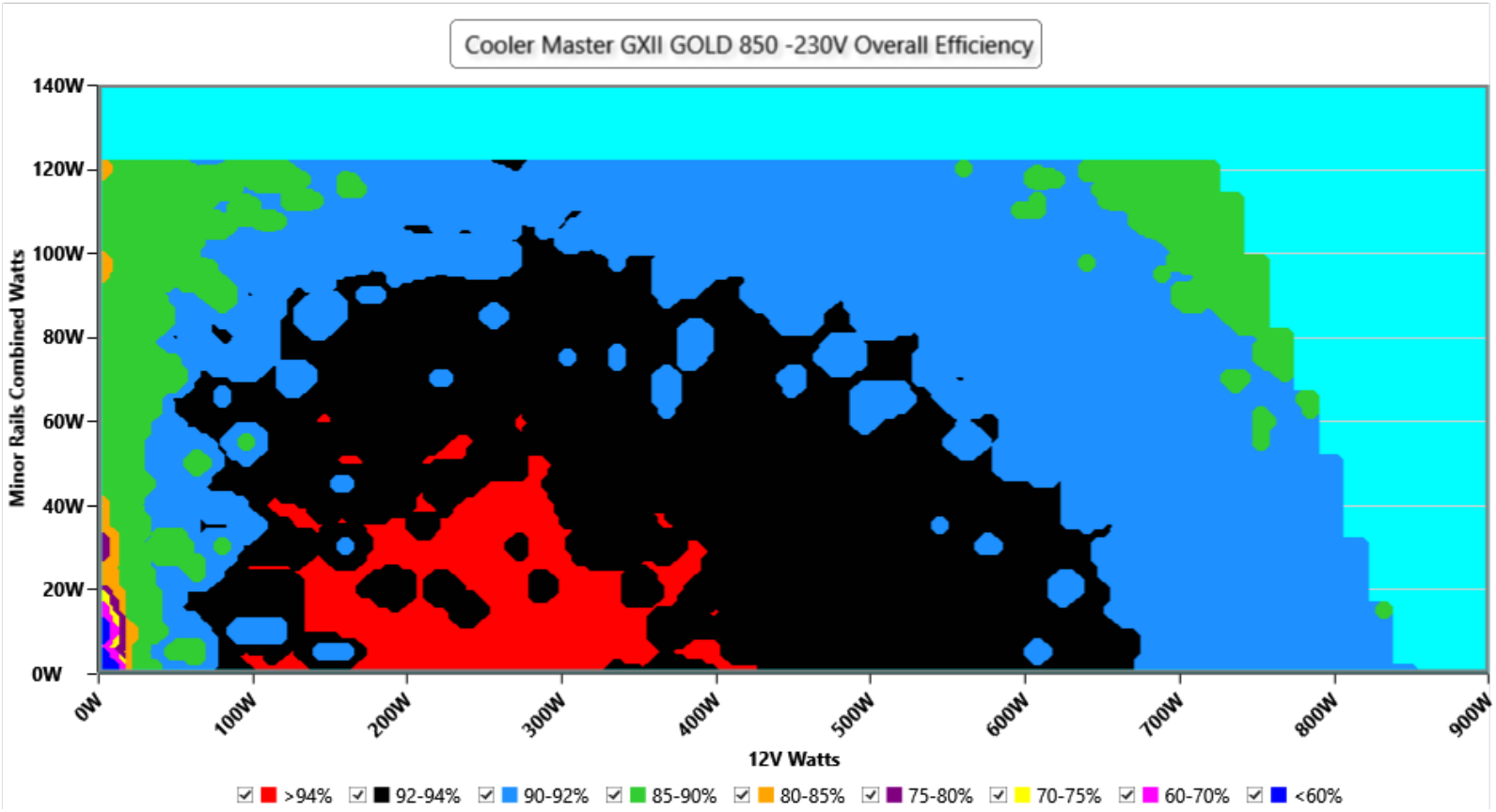

This graph depicts the PSU`s efficiency throughout its entire operational range. For the generation of the efficiency and noise graphs we set our loaders to auto mode through our custom-made software before trying thousands of possible load combinations

□□□□□

115V

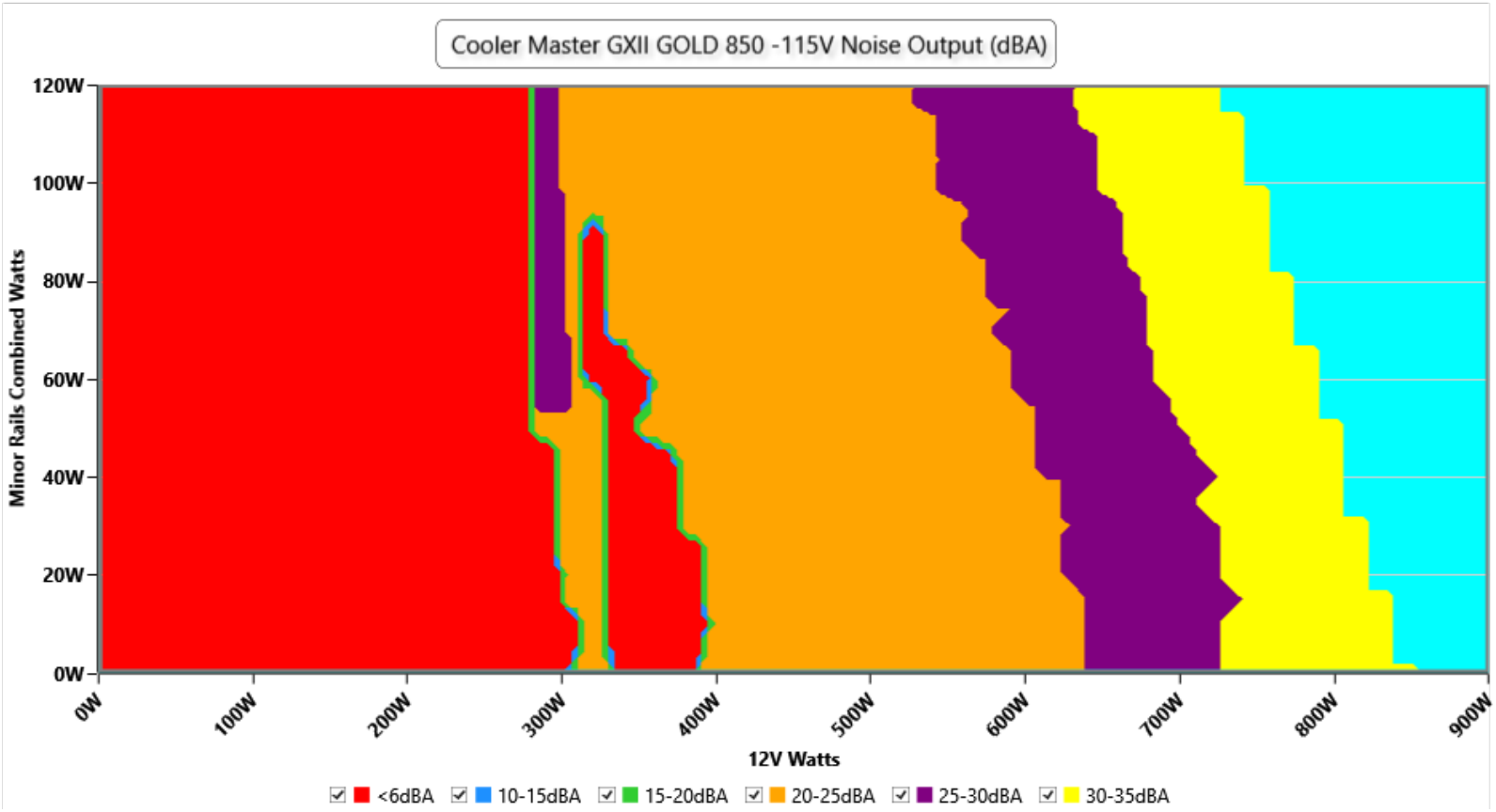

□□

The PSU`s noise in its entire operational range and under 30-32 °C ambient is depicted in this graph. The X axis represents the load on the +12V rail(s) while the Y axis is the load on the minor rails

230V

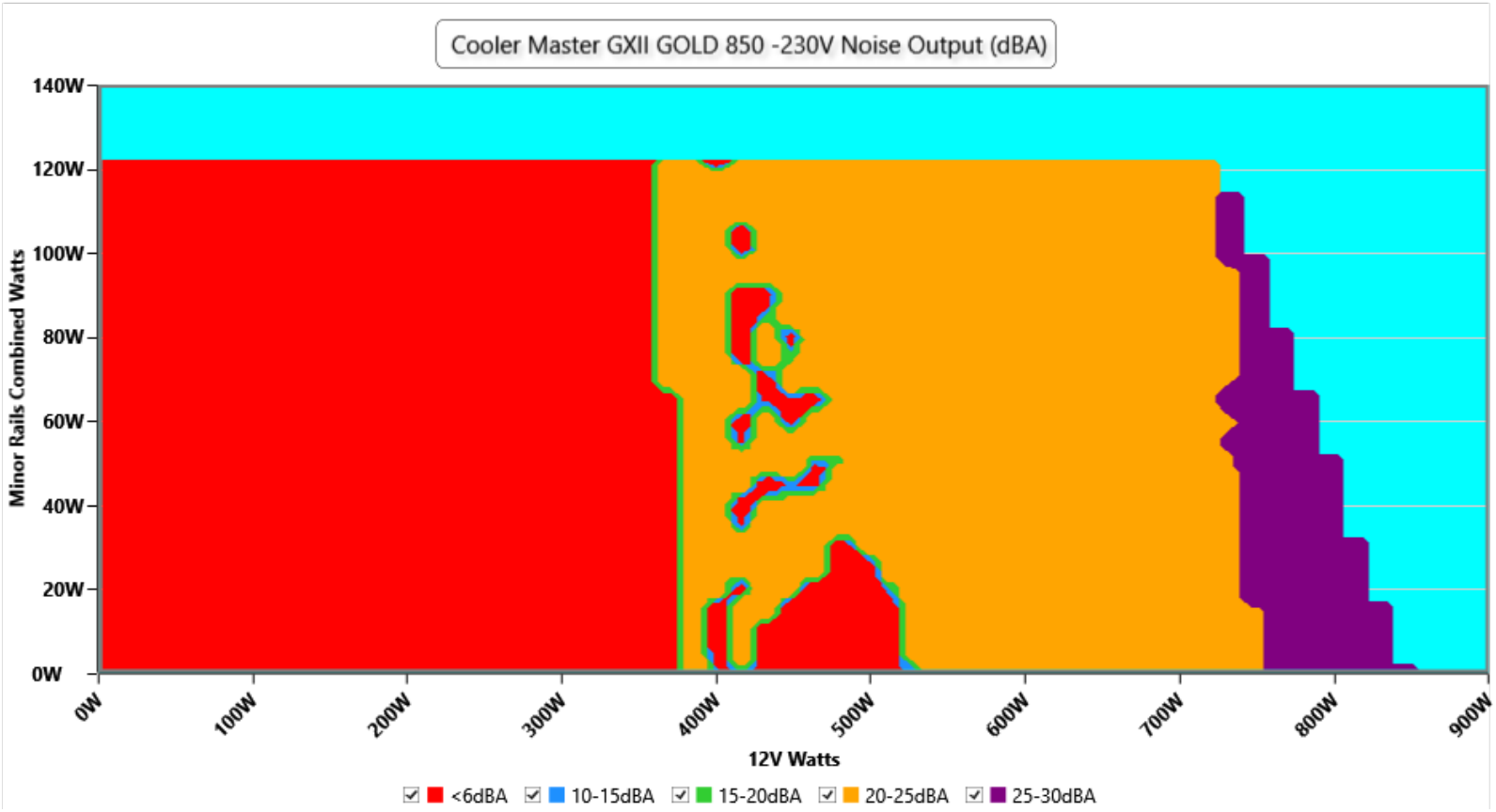

The PSU`s noise in its entire operational range and under 30-32 °C ambient is depicted in this graph. The X axis represents the load on the +12V rail(s) while the Y axis is the load on the minor rails

Noise under high ambient temperature (indicative)

115V

Load	Normal ambient fan · noise · intake	High ambient fan · noise · intake	Noise change
10%	0 RPM · <6.0 dB(A) · 32.5 °C	0 RPM · <6.0 dB(A) · 52.0 °C	fan off in both
20%	0 RPM · <6.0 dB(A) · 36.5 °C	0 RPM · <6.0 dB(A) · 54.0 °C	fan off in both
50%	1232 RPM · 25.0 dB(A) · 30.2 °C	1258 RPM · 25.5 dB(A) · 42.2 °C	**+0.5 dB(A)**
100%	1578 RPM · 31.9 dB(A) · 30.5 °C	2868 RPM · 49.1 dB(A) · 45.5 °C	**+17.2 dB(A)**

230V

Load	Normal ambient fan · noise · intake	High ambient fan · noise · intake	Noise change
10%	0 RPM · <6.0 dB(A) · 39.3 °C	0 RPM · <6.0 dB(A) · 48.7 °C	fan off in both
20%	0 RPM · <6.0 dB(A) · 40.0 °C	0 RPM · <6.0 dB(A) · 49.0 °C	fan off in both
50%	1450 RPM · 29.6 dB(A) · 28.5 °C	1254 RPM · 25.5 dB(A) · 42.1 °C	**-4.1 dB(A)**
100%	1497 RPM · 30.7 dB(A) · 29.5 °C	2863 RPM · 49.0 dB(A) · 45.3 °C	**+18.3 dB(A)**

INFO

Fan speed, noise and the measured intake temperature at 10, 20, 50 and 100 % load, from the two load regulation tests: at normal ambient (about 30-32 °C) and at high ambient (about 40-47 °C). These are stabilized readings at fixed loads, not averages over the certification sweep, so they are indicative of how the fan behaves when it is hot. "<6.0" is the floor of our sound meter: the fan is stopped or too quiet to measure (the fan speed column says which); with the fan stopped, the intake sensor can read higher than the chamber air.

Informational. Not part of the ETA or LAMBDA rating.

Indicative Performance

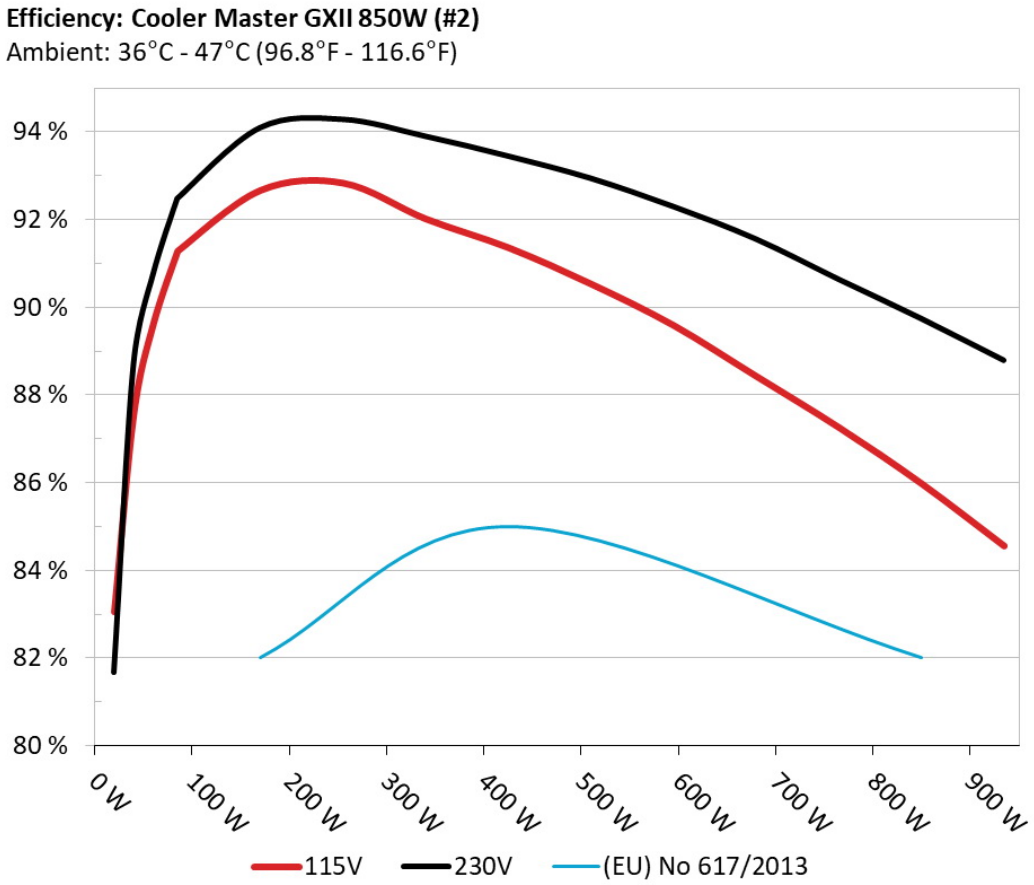

The PSU`s efficiency under high ambient temperatures with 115V and 230V input. For this graph the results of the 10-110% load regulation table are used

5Vsb□□□□

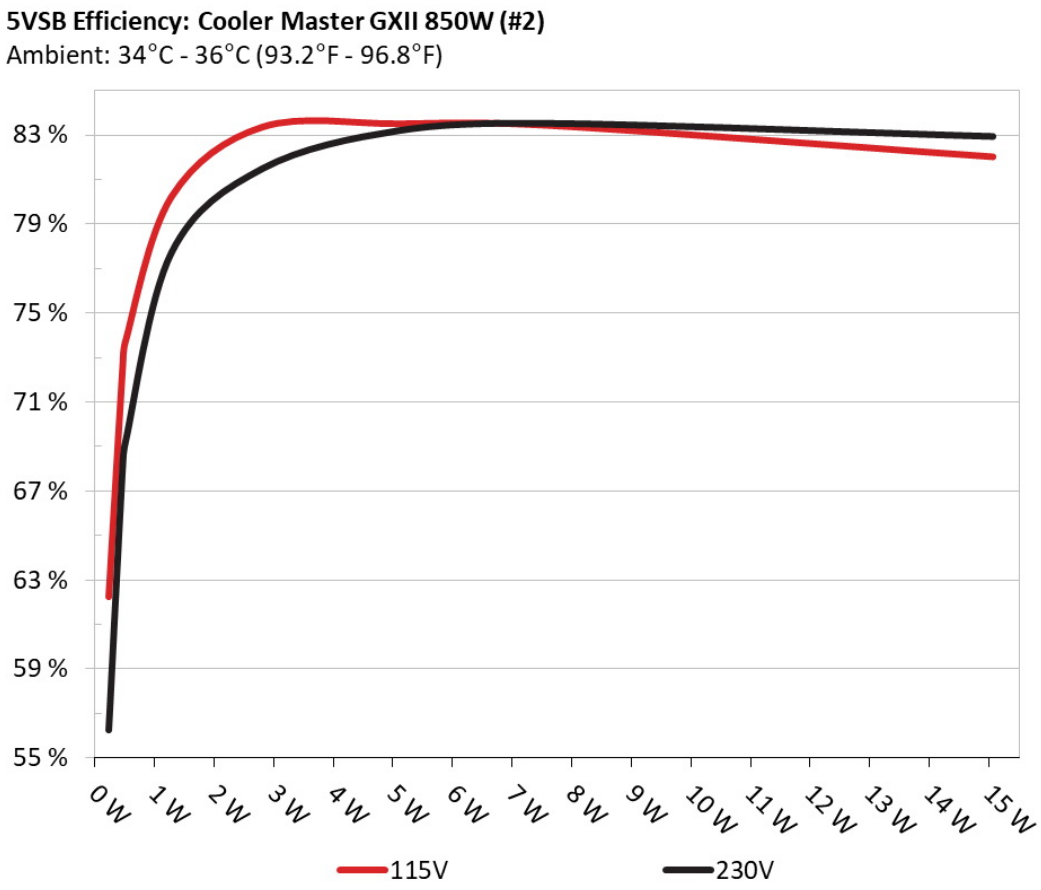

□□

This graph depicts the efficiency levels of the 5VSB rail with 115V and 230V input

□□□□ □□ 5Vsb □□ (ErP Lot3/6 & CEC)

115V

□□ #	5VSB	DC/AC (□)	□□	PF/AC □□
1	**0.045A**	0.231W	62.265%	0.05
	5.14V	0.371W		114.94V
2	**0.09A**	0.463W	72.567%	0.083
	5.138V	0.639W		114.94V
3	**0.55A**	2.816W	83.392%	0.265
	5.12V	3.377W		114.92V
4	**1A**	5.101W	83.532%	0.319
	5.101V	6.106W		114.92V
5	**1.5A**	7.622W	83.456%	0.347
	5.081V	9.135W		114.92V
6	**3A**	15.059W	82.045%	0.387
	5.02V	18.354W		114.91V

230V

□□ #	5VSB	DC/AC (□)	□□	PF/AC □□
1	**0.045A**	0.232W	56.245%	0.017
	5.144V	0.418W		229.9V
2	**0.09A**	0.463W	67.99%	0.027
	5.141V	0.684W		229.88V
3	**0.55A**	2.816W	81.485%	0.126
	5.121V	3.459W		229.89V
4	**1A**	5.102W	83.186%	0.193
	5.102V	6.135W		229.88V
5	**1.5A**	7.623W	83.508%	0.243
	5.081V	9.131W		229.88V
6	**3A**	15.059W	82.919%	0.316
	5.02V	18.163W		229.88V

Protection Features

Protection Features	
OCP (Cold @ 26.3°C)	12V: - 5V: - 3.3V: - 5VSB: 5.8A (193.33%), 4.9V
OCP (Hot @ - C)	12V: - 5V: - 3.3V: - 5VSB: -
OPP (Cold @ 27.11°C)	1078.68W (126.9%)
OPP (Hot @ - C)	-
OTP	✗ (Didn't shut down)
SCP	12V to Earth: ✓ 5V to Earth: ✓ 3.3V to Earth: ✓ 5VSB to Earth: ✓ -12V to Earth: ✓
PWR_OK	Proper Operation
NLO	✓
Fan Failure Protection	✗
SIP	Surge: MOV Inrush: NTC & Bypass Relay

Supplementary Tests (For Reference)

10-110%□□□□

115V

□□	12V	5V	3.3V	5VSB	DC/AC (□)	□□	□□□□ (RPM)	□□□□□□□ (dB[A])	□□ (□□ /□□)	PF/AC □□
10%	**5.264A**	**1.975A**	**1.957A**	**0.98A**	85	91.283%	0	<6.0	51.96°C	0.973
	12.042V	5.063V	3.372V	5.1V	93.149				40.09°C	114.89V
20%	**11.555A**	**2.969A**	**2.946A**	**1.18A**	169.936	92.666%	0	<6.0	54.04°C	0.985
	12.033V	5.051V	3.361V	5.083V	183.448				40.85°C	114.87V
30%	**18.204A**	**3.471A**	**3.447A**	**1.382A**	254.939	92.835%	0	<6.0	56.68°C	0.991
	12.024V	5.042V	3.351V	5.066V	274.558				41.03°C	114.84V
40%	**24.871A**	**3.976A**	**3.952A**	**1.584A**	340.027	92.018%	1260	25.5	41.91°C	0.994
	12.015V	5.031V	3.341V	5.05V	369.508				47.88°C	114.81V
50%	**31.183A**	**4.982A**	**4.957A**	**1.789A**	424.819	91.363%	1258	25.5	42.2°C	0.995
	12.004V	5.018V	3.328V	5.031V	464.942				48.39°C	114.79V

60%	**37.479A**	**5.994A**	**5.971A**	**1.995A**	509.347	90.54%	1258	25.5	42.95°C	0.996
	11.994V	5.006V	3.317V	5.014V	562.53				50.22°C	114.74V
70%	**43.852A**	**7.011A**	**6.992A**	**2.202A**	594.668	89.59%	1310	26.9	43.15°C	0.997
	11.985V	4.993V	3.304V	4.996V	663.766				52.37°C	114.72V
80%	**50.235A**	**8.031A**	**8.019A**	**2.308A**	679.484	88.432%	2541	45.4	43.84°C	0.997
	11.975V	4.98V	3.292V	4.982V	768.396				52.02°C	114.68V
90%	**57.032A**	**8.551A**	**8.532A**	**2.415A**	764.896	87.259%	2556	45.6	44.15°C	0.997
	11.965V	4.969V	3.282V	4.969V	876.595				51.74°C	114.64V
100%	**63.573A**	**9.074A**	**9.08A**	**3.041A**	849.724	85.98%	2868	49.1	45.51°C	0.997
	11.955V	4.958V	3.271V	4.933V	988.268				53.59°C	114.61V
110%	**69.993A**	**10.111A**	**10.222A**	**3.047A**	934.317	84.563%	2865	49	46.77°C	0.997
	11.945V	4.944V	3.258V	4.923V	1104.9				56.39°C	114.57V
CL1	**0.116A**	**14.425A**	**14.357A**	**0A**	121.29	84.775%	0	<6.0	56.13°C	0.981
	12.032V	5.004V	3.323V	5.131V	143.088				40.34°C	114.87V
CL2	**0.115A**	**19.97A**	**0A**	**0A**	101.339	83.131%	0	<6.0	55.79°C	0.978
	12.040V	5.005V	3.357V	5.139V	121.921				40.91°C	114.87V
CL3	**0.115A**	**0A**	**19.834A**	**0A**	67.395	78.832%	0	<6.0	54.76°C	0.972
	12.040V	5.041V	3.328V	5.139V	85.518				40.83°C	114.89V
CL4	**70.997A**	**0A**	**0A**	**0A**	849.481	86.705%	2859	48.9	45.17°C	0.997
	11.966V	5.002V	3.31V	5.075V	979.761				53.15°C	114.61V

The results above are not used in the certification process

230V

□□	**12V**	**5V**	**3.3V**	**5VSB**	**DC/AC (□)**	□□	□□□□ **(RPM)**	□□□□□□□ **(dB[A])**	□□ **(□□ /□□)**	**PF/AC □□**
10%	**5.266A**	**1.975A**	**1.958A**	**0.981A**	85.002	92.475%	0	<6.0	48.65°C	0.949
	12.041V	5.062V	3.371V	5.099V	91.966				40.42°C	229.88V
20%	**11.556A**	**2.97A**	**2.947A**	**1.181A**	169.941	94.09%	0	<6.0	48.97°C	0.973
	12.032V	5.05V	3.36V	5.083V	180.662				40.53°C	229.86V
30%	**18.203A**	**3.472A**	**3.447A**	**1.382A**	254.937	94.283%	0	<6.0	52.07°C	0.981
	12.024V	5.041V	3.351V	5.066V	270.402				41.05°C	229.85V

40%	**24.870A**	**3.976A**	**3.952A**	**1.584A**	340.02	93.897%	1254	25.5	41.96°C	0.986
	12.015V	5.03V	3.34V	5.05V	362.206				44.9°C	229.83V
50%	**31.180A**	**4.983A**	**4.957A**	**1.789A**	424.802	93.446%	1254	25.5	42.13°C	0.989
	12.005V	5.018V	3.328V	5.032V	454.691				45.21°C	229.82V
60%	**37.475A**	**5.994A**	**5.97A**	**1.995A**	509.338	92.942%	1256	25.5	42.67°C	0.991
	11.996V	5.005V	3.317V	5.014V	548.035				47.01°C	229.8V
70%	**43.848A**	**7.011A**	**6.991A**	**2.202A**	594.671	92.296%	1257	25.5	43.08°C	0.992
	11.986V	4.993V	3.305V	4.996V	644.357				48.32°C	229.79V
80%	**50.231A**	**8.031A**	**8.018A**	**2.308A**	679.496	91.556%	1473	30.3	43.78°C	0.994
	11.976V	4.98V	3.293V	4.983V	742.118				49.84°C	229.77V
90%	**57.026A**	**8.552A**	**8.531A**	**2.415A**	764.909	90.634%	2443	44.4	44.14°C	0.995
	11.967V	4.969V	3.282V	4.969V	843.908				49.51°C	229.76V
100%	**63.570A**	**9.076A**	**9.08A**	**3.041A**	849.738	89.737%	2863	49	45.28°C	0.995
	11.956V	4.957V	3.271V	4.933V	946.923				50.06°C	229.74V
110%	**69.988A**	**10.112A**	**10.221A**	**3.047A**	934.321	88.789%	2866	49.1	46.81°C	0.996
	11.946V	4.943V	3.258V	4.923V	1052.298				53.05°C	229.73V
CL1	**0.115A**	**14.426A**	**14.355A**	**0A**	121.287	86.106%	0	<6.0	50.79°C	0.967
	12.032V	5.004V	3.323V	5.131V	140.941				40.92°C	229.87V
CL2	**0.115A**	**19.967A**	**0A**	**0A**	101.337	84.306%	0	<6.0	51.51°C	0.962
	12.040V	5.006V	3.357V	5.138V	120.261				40.58°C	229.87V
CL3	**0.115A**	**0A**	**19.83A**	**0A**	67.395	79.996%	0	<6.0	51.17°C	0.943
	12.040V	5.042V	3.329V	5.138V	84.304				40°C	229.88V
CL4	**70.995A**	**0A**	**0A**	**0A**	849.485	90.474%	2862	49	45.96°C	0.995
	11.966V	5.002V	3.31V	5.075V	938.946				50.95°C	229.75V

The results above are not used in the certification process

20-80□□□□□

115V

□□	12V	5V	3.3V	5VSB	DC/AC (□)	□□	□□□□ (RPM)	□□□□□□□□ (dB[A])	□□ (□□ /□□)	PF/AC □□
20W	**1.232A**	**0.492A**	**0.487A**	**0.194A**	19.998	83.062%	0	<6.0	48.65°C	0.916
	12.052V	5.078V	3.385V	5.143V	24.093				36.75°C	114.91V
40W	**2.713A**	**0.69A**	**0.683A**	**0.292A**	39.997	87.574%	0	<6.0	48.93°C	0.955
	12.048V	5.075V	3.382V	5.137V	45.704				37.1°C	114.9V
60W	**4.194A**	**0.887A**	**0.879A**	**0.39A**	59.996	89.615%	0	<6.0	49.19°C	0.966
	12.046V	5.072V	3.379V	5.13V	66.949				38.63°C	114.9V
80W	**5.672A**	**1.085A**	**1.075A**	**0.488A**	79.942	91.496%	0	<6.0	51.07°C	0.972
	12.044V	5.068V	3.376V	5.123V	87.411				39.07°C	114.89V

The results above are not used in the certification process

230V

□□	12V	5V	3.3V	5VSB	DC/AC (□)	□□	□□□□ (RPM)	□□□□□□□□ (dB[A])	□□ (□□ /□□)	PF/AC □□
20W	**1.232A**	**0.492A**	**0.488A**	**0.195A**	19.998	81.674%	0	<6.0	42.5°C	0.575
	12.046V	5.076V	3.383V	5.138V	24.167				36.15°C	229.89V
40W	**2.714A**	**0.69A**	**0.683A**	**0.292A**	39.997	88.674%	0	<6.0	44.31°C	0.842
	12.044V	5.074V	3.381V	5.134V	45.297				37.03°C	229.88V
60W	**4.196A**	**0.887A**	**0.879A**	**0.39A**	59.996	90.733%	0	<6.0	45.57°C	0.918
	12.043V	5.07V	3.378V	5.127V	66.123				38.3°C	229.88V
80W	**5.674A**	**1.085A**	**1.076A**	**0.488A**	79.942	92.778%	0	<6.0	46.74°C	0.945
	12.041V	5.067V	3.375V	5.121V	86.239				38.92°C	229.88V

The results above are not used in the certification process

115V

Test	12V	5V	3.3V	5VSB	Pass/Fail
10% Load	24.8 mV	12.1 mV	12.5 mV	10.3 mV	Pass
20% Load	26.8 mV	11.8 mV	11.9 mV	10.4 mV	Pass
30% Load	28.6 mV	13.4 mV	19.0 mV	10.7 mV	Pass
40% Load	27.5 mV	12.2 mV	17.9 mV	11.2 mV	Pass
50% Load	30.4 mV	12.3 mV	13.4 mV	10.9 mV	Pass
60% Load	34.7 mV	13.0 mV	13.0 mV	10.7 mV	Pass
70% Load	36.1 mV	12.6 mV	13.2 mV	11.9 mV	Pass
80% Load	49.1 mV	14.7 mV	15.0 mV	12.3 mV	Pass
90% Load	45.1 mV	15.0 mV	15.9 mV	12.6 mV	Pass
100% Load	58.5 mV	17.3 mV	18.6 mV	16.2 mV	Pass
110% Load	66.5 mV	22.6 mV	31.0 mV	14.7 mV	Pass
Crossload 1	34.1 mV	16.1 mV	14.8 mV	18.6 mV	Pass
Crossload 2	31.4 mV	19.8 mV	13.0 mV	19.3 mV	Pass
Crossload 3	34.0 mV	13.4 mV	16.9 mV	19.1 mV	Pass
Crossload 4	49.8 mV	14.5 mV	18.0 mV	18.2 mV	Pass

The results above are not used in the certification process

230V

Test	12V	5V	3.3V	5VSB	Pass/Fail
10% Load	24.5 mV	12.6 mV	12.7 mV	11.7 mV	Pass
20% Load	26.8 mV	12.4 mV	13.9 mV	11.4 mV	Pass
30% Load	31.7 mV	13.5 mV	18.2 mV	11.1 mV	Pass
40% Load	31.5 mV	13.5 mV	19.4 mV	10.9 mV	Pass
50% Load	31.0 mV	12.9 mV	12.8 mV	10.8 mV	Pass
60% Load	32.1 mV	12.2 mV	13.7 mV	11.4 mV	Pass

Test	12V	5V	3.3V	5VSB	Pass/Fail
70% Load	35.7 mV	12.9 mV	13.5 mV	10.8 mV	Pass
80% Load	43.1 mV	15.2 mV	15.6 mV	12.0 mV	Pass
90% Load	48.2 mV	15.0 mV	16.4 mV	12.4 mV	Pass
100% Load	56.1 mV	17.5 mV	19.5 mV	16.1 mV	Pass
110% Load	65.1 mV	26.3 mV	23.3 mV	15.6 mV	Pass
Crossload 1	32.1 mV	15.4 mV	15.1 mV	18.5 mV	Pass
Crossload 2	30.0 mV	20.4 mV	12.8 mV	18.8 mV	Pass
Crossload 3	32.7 mV	13.7 mV	15.6 mV	18.9 mV	Pass
Crossload 4	51.6 mV	15.3 mV	17.6 mV	18.1 mV	Pass

The results above are not used in the certification process

Cooler Master GX II 850 GOLD (MWE Gold 850 V3)

Top side

Power specifications label

本测试报告中包含的所有数据和图表均可在以下条件下由任何人使用：使用过程需提及测试结果由Cybenetics提供。
在任何情况下都应提供原始测试结果文档的网站链接

Cybenetics 提供自愿性认证计划：电源方面有 ETA (效率)、LAMBDA (噪声) 与 SAFE (安全与正确运行)；散热产品方面有 DELTA (机箱隔音) 与 PHI (风扇风量与静压)

CYBENETICS LTD Syrou 6, Latsia, 2231, Nicosia Cyprus

www.cybenetics.com - info@cybenetics.com