Make It Yours.

Cooler Master G GOLD 550 V2 (MWE GOLD 550 V3 Non-Modular)

MPE5502ACAAGEU1241400151

Lab ID CM55002484

Certification ID 252484

Test Result Report ID: 24PS2484A

Certificate Issue Date: Jul 1, 2024

Scheme: ETA-EMI PSU

115V 230V



Scheme: LAMBDA PSU

115V 230V





Outside Validation Scope



General Information

Test Equipment

Electronic Loads	Chroma 63601-5 x2 Chroma 63600-2 Chroma 63640-80-80 x10 Chroma 63610-80-20
AC Sources	Chroma 6530, APM SP300VAC4000W-P, GW Instek ASR-3500
Power Analyzers	Rohde & Schwarz HMC8015 & NPA701
Oscilloscopes	Picoscope 4444, Siglent SDS2104X PLUS
Sound Analyzer	Bruel & Kjaer 2270 G4
Microphone	Bruel & Kjaer Type 4955-A
Temperature Logger	Picoscope TC-08
Tachometer	UNI-T UT372
Multimeters	Keysight 34465A
EMI Analyzer	TekBox TBMR-110M-EU
Isolation Transformer	4kVA
UPS	FSP Champ Tower 3kVA, CyberPower OLS3000E 3kVA
Testing Methodology	Cybenetics PSU Test Protocol

DUT Information
(Non-accredited measurements)

Product Identification Details	
Brand	Cooler Master
Model	G GOLD 550 V2 (MWE GOLD 550 V3 Non-Modular)
OEM/ODM	Gospower
Serial Number	MPE5502ACAAGEU1241400151
Product Specifications	
Manufacturer-Provided Information	
□□□□ (Vrms)	100-240

□□□□ (Arms)	8-4
□□□□ (Hz)	50-60
□□□□ (W)	550
Operating Temperature (Continuous Full Load) (°C)	
□□	ATX12V
□□□□	Fixed cables
Warranty	-
Cybenetics Measurements	
Dimensions (W x H x D)	
Weight	
□□	120mm Fluid Dynamic Bearing Fan (HA1225H12F-Z)
□□□□□	✓
Cybenetics Testing Information	
Lab ID	CM55002484
Date of receipt	May 29, 2024
Testing Date	Jun 19, 2024
Report Issued Date	Jul 1, 2024
Engineer Name	-
Authorized By the Laboratory Technical Manager	Aristeidis Bitziopoulos
Signature	

□□□□□
(Non-accredited measurements)

□□□□				
□□	□□□□	□□□□□□	**Gauge**	In Cable Capacitors
ATX □□ 24 pin (500mm)	1	1	18AWG	□
4+4 pin EPS 12V □□ (580mm)	1	1	18AWG	□
6+2pin PCIe□□ (600mm+125mm)	1	2	16-18AWG	□
SATA□□ (410mm+150mm+150mm)	2	6	18AWG	□

4-pin Molex (400mm+150mm+150mm)	1	3	18AWG	□
□□□□□				
AC Power Cord (1380mm) - C13 coupler	1	1	18AWG	-

Protection Features

Over Power Protection	✓
Over Current (+12V) Protection	✓
Over Temperature Protection	✓
Short Circuit Protection	✓
Surge Protection	✓
Inrush Current Protection	✓
Fan Failure Protection	✗

□□□□

□		3.3V	5V	12V	5VSB	-12V
□□□□	□□	20	20	45.8	3	0.3
	□	120		549.6	15	3.6
□□□□□ (W)		550				

Test Results

Temperature & Compliance Info

□□□□ (°C /°F)	28-32 / 82.4-89.6
□□ ErP Lot3/6□□	✗
□□ (EU) No 617/2013□□	✓
ALPM (Alternative Low Power Mode) compatible	✓
ATX v3.1 PSU Power Excursion	✓

Performance Summary

115V

Accredited	
□□□□ (>1450 load combinations)	87.721%
Average Noise Output (>1450 Load Combinations)	22.82dBA
PF□□□ (>1450 Load Combinations)	0.977
Efficiency With 10W (≤500W) or 2% (>500W) Load	71.339%
□□□□□□	0.0743W
Non-Accredited	
12V Ripple (Full Load)	73.10mV
5V Ripple (Full Load)	22.02mV
3.3V Ripple (Full Load)	18.33mV
5VSB Ripple (Full Load)	44.44mV
12V Load Regulation	1.42%
5V Load Regulation	2.99%
3.3V Load Regulation	3.44%
5VSB Load Regulation	3.99%
Inrush Current	65.900A

230V

Accredited	
□□□□ (>1450 load combinations)	89.325%
Average Noise Output (>1450 Load Combinations)	25.86dBA
PF□□□ (>1450 Load Combinations)	0.899
Efficiency With 10W (≤500W) or 2% (>500W) Load	73.187%
□□□□□□	0.2015W
Non-Accredited	
12V Ripple (Full Load)	71.21mV
5V Ripple (Full Load)	21.57mV
3.3V Ripple (Full Load)	18.04mV

5VSB Ripple (Full Load)		43.03mV
12V Load Regulation		1.45%
5V Load Regulation		3.01%
3.3V Load Regulation		3.47%
5VSB Load Regulation		4.01%
Inrush Current		132.900A
12V Transient Response (150%)		11.75V
5V Transient Response (150%)		4.967V
3.3V Transient Response (150%)		3.222V
5VSB Transient Response (150%)		4.998V
□□□□ & PG□□		16.40ms
AC Loss to PWR_OK Hold Up Time		14.40ms
PWR_OK Inactive to DC Loss Delay		2.00ms
PSU Timings: T1 (20% / 100%)	45.0ms	45.0ms
PSU Timings: T3 (20% / 100%)	126.0ms	127.0ms
12V OCP (26.4°C / 43.0°C)	69.00A (150.66%), 11.925V	68.80A (150.22%), 11.948V
5V OCP (26.4°C / 43.0°C)	25.9A (129.50%), 4.967V	25.2A (126.00%), 4.969V
3.3V OCP (26.4°C / 43.0°C)	30A (150.00%), 3.289V	30A (150.00%), 3.287V
5VSB OCP (26.4°C / 43.0°C)	4.2A (140.00%), 5.019V	4.2A (140.00%), 5.002V
OPP (26.28°C / 43.42°C)	150.00%	150.00%

□□□□ & PG□□

Hold-Up Time (ms)	16.4
AC Loss to PWR_OK Hold Up Time (ms)	14.4
PWR_OK Inactive to DC Loss Delay (ms)	2

Tables

115V

Detailed Results						
	Average	Min	Limit Min	Max	Limit Max	Result
Mains Voltage RMS:	115.07 V	115.04 V	113.85 V	115.11 V	116.15 V	PASS
Mains Frequency:	60.00 Hz	59.95 Hz	59.40 Hz	60.01 Hz	60.60 Hz	PASS
Mains Voltage CF:	1.416	1.415	1.340	1.418	1.490	PASS
Mains Voltage THD:	0.13 %	0.09 %	N/A	0.18 %	2.00 %	PASS
Real Power:	0.074 W	0.017 W	N/A	0.103 W	N/A	N/A
Apparent Power:	15.970 W	15.896 W	N/A	16.056 W	N/A	N/A
Power Factor:	0.004	N/A	N/A	N/A	N/A	N/A

230V

Detailed Results						
	Average	Min	Limit Min	Max	Limit Max	Result
Mains Voltage RMS:	231.03 V	230.93 V	227.70 V	231.10 V	232.30 V	PASS
Mains Frequency:	50.00 Hz	49.99 Hz	49.50 Hz	50.01 Hz	50.50 Hz	PASS
Mains Voltage CF:	1.417	1.416	1.340	1.419	1.490	PASS
Mains Voltage THD:	0.17 %	0.14 %	N/A	0.26 %	2.00 %	PASS
Real Power:	0.201 W	0.162 W	N/A	0.284 W	N/A	N/A
Apparent Power:	52.685 W	52.427 W	N/A	52.949 W	N/A	N/A
Power Factor:	0.004	N/A	N/A	N/A	N/A	N/A

□□□□□□

115V

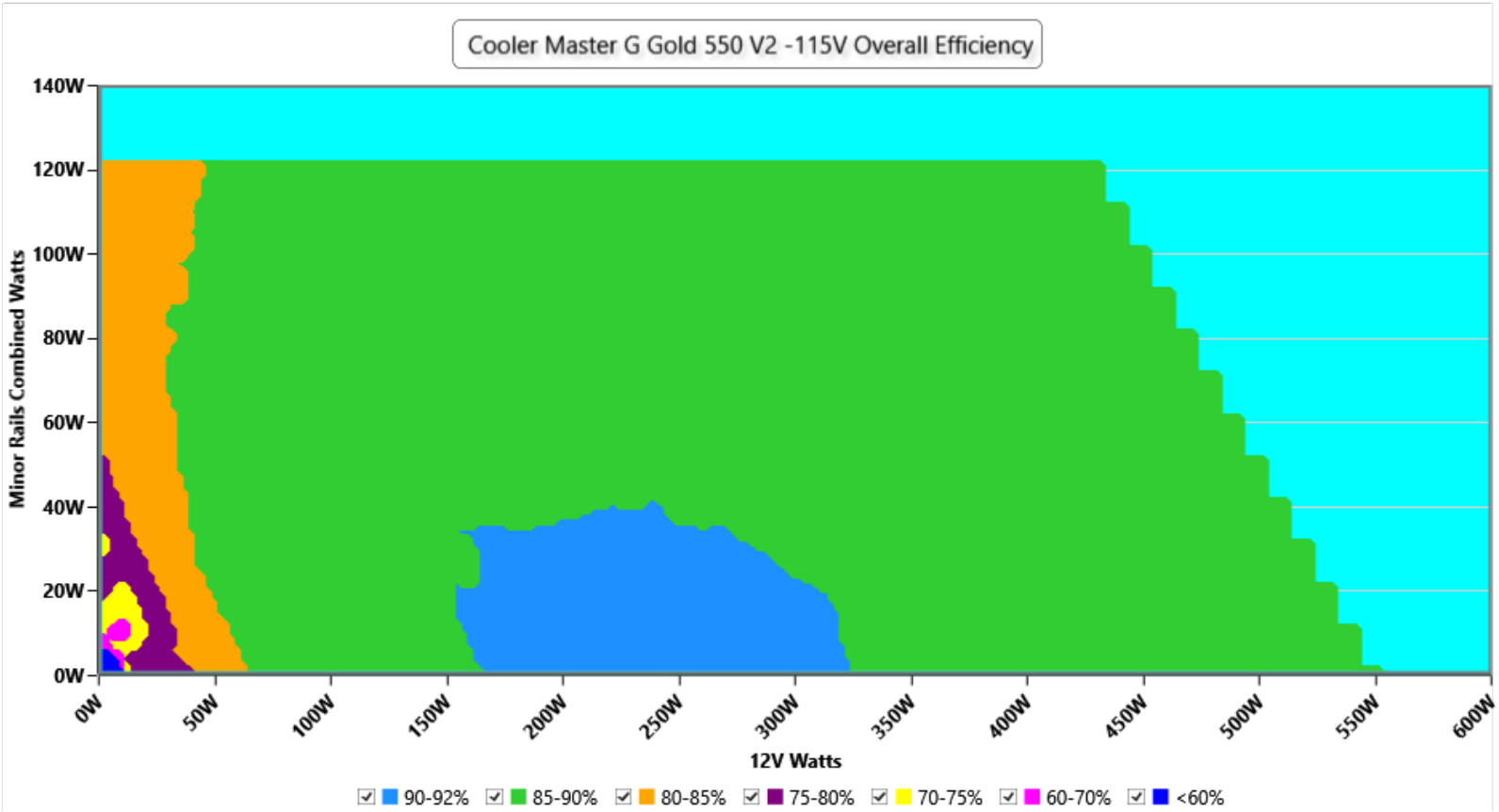

□□

This graph depicts the PSU`s efficiency throughout its entire operational range. For the generation of the efficiency and noise graphs we set our loaders to auto mode through our custom-made software before trying thousands of possible load combinations

230V

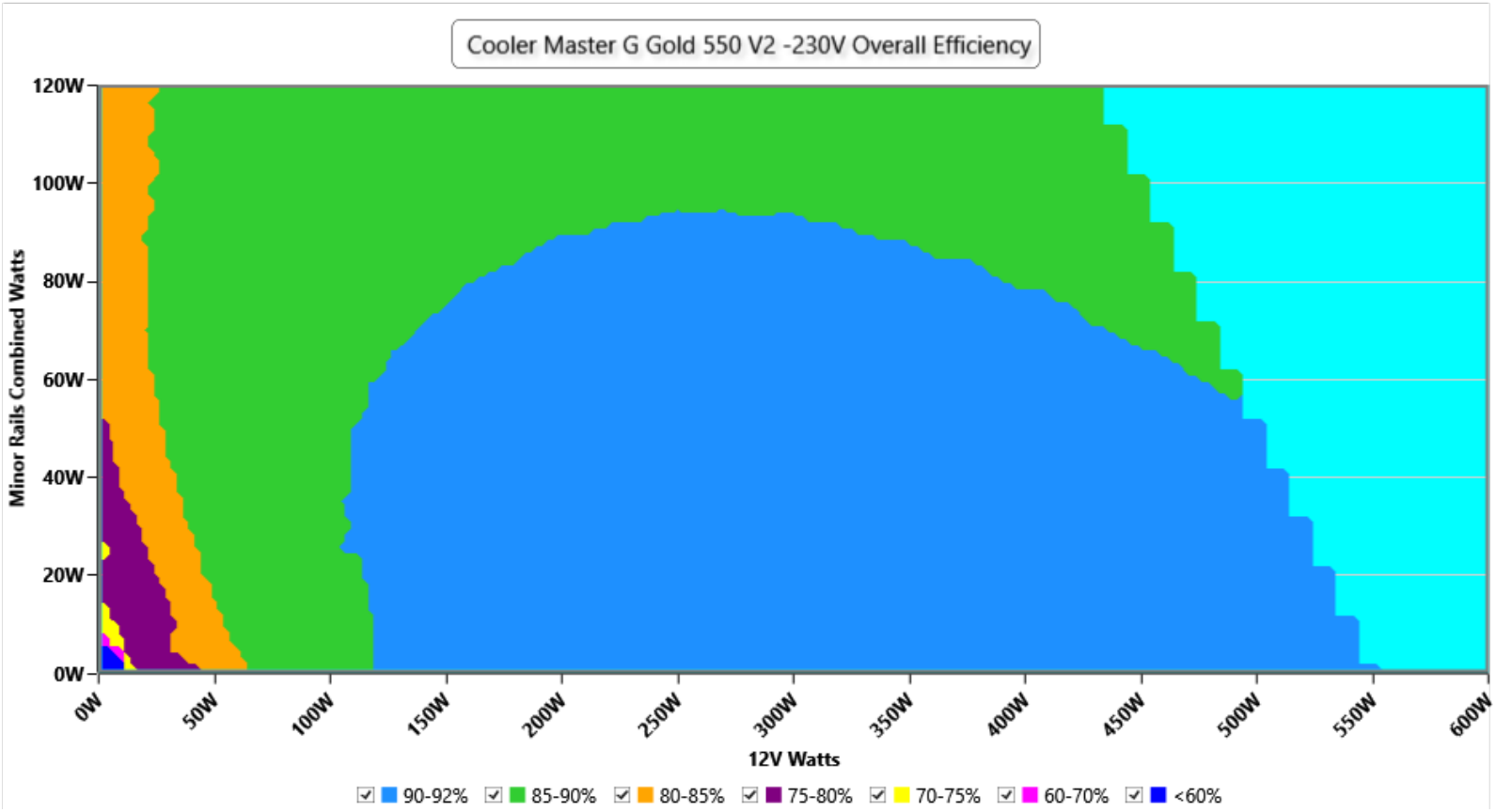

This graph depicts the PSU`s efficiency throughout its entire operational range. For the generation of the efficiency and noise graphs we set our loaders to auto mode through our custom-made software before trying thousands of possible load combinations

□□□□□

115V

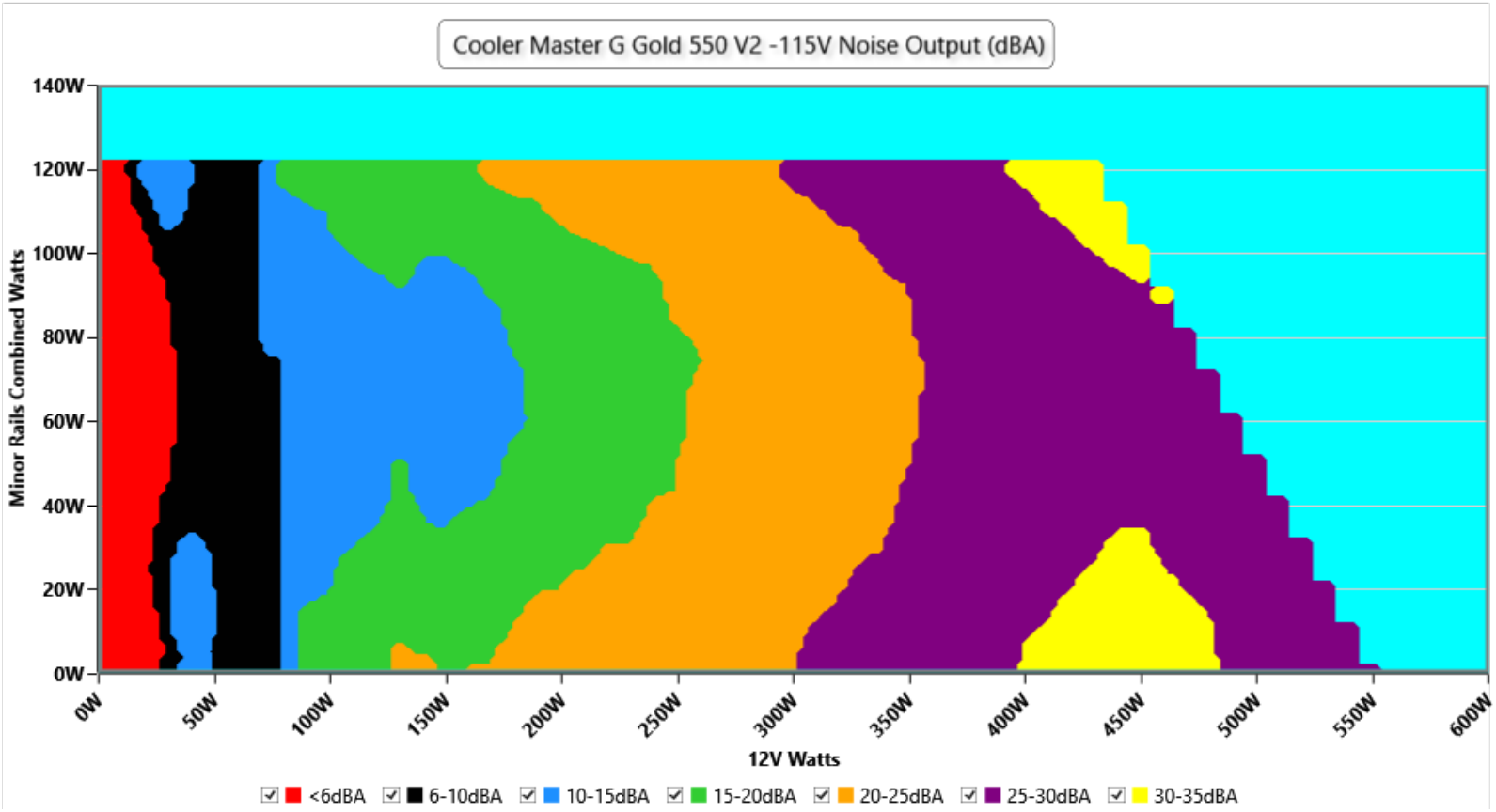

□□

The PSU`s noise in its entire operational range and under 30-32 °C ambient is depicted in this graph. The X axis represents the load on the +12V rail(s) while the Y axis is the load on the minor rails

230V

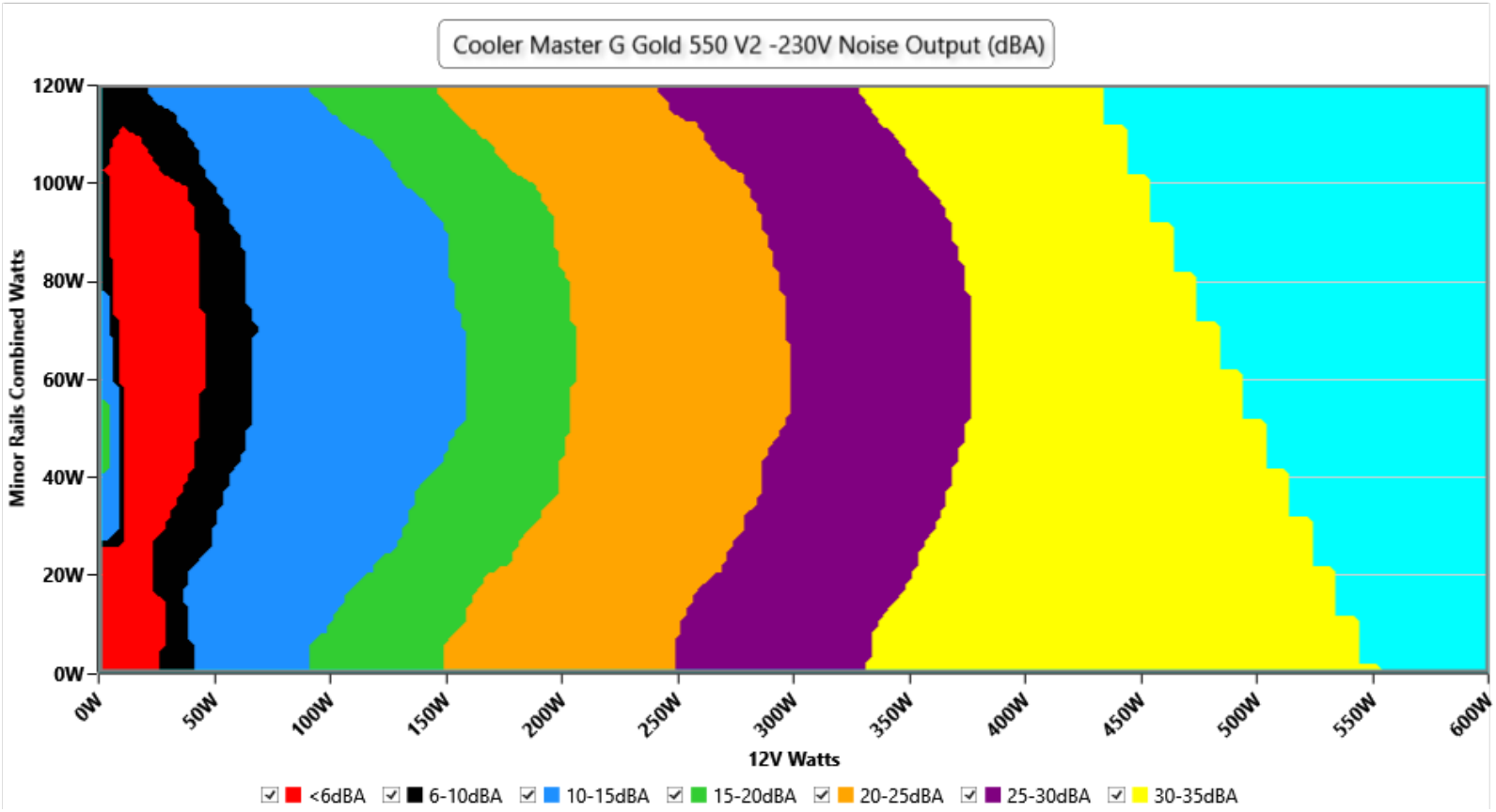

The PSU`s noise in its entire operational range and under 30-32 °C ambient is depicted in this graph. The X axis represents the load on the +12V rail(s) while the Y axis is the load on the minor rails

Noise under high ambient temperature (indicative)

115V

Load	Normal ambient fan · noise · intake	High ambient fan · noise · intake	Noise change
10%	633 RPM · <6.0 dB(A) · 30.6 °C	995 RPM · 20.1 dB(A) · 40.4 °C	<6.0 → 20.1 dB(A)
20%	636 RPM · <6.0 dB(A) · 30.2 °C	1206 RPM · 26.0 dB(A) · 40.6 °C	<6.0 → 26.0 dB(A)
50%	841 RPM · 14.6 dB(A) · 30.4 °C	1495 RPM · 32.4 dB(A) · 42.3 °C	**+17.8 dB(A)**
100%	1463 RPM · 32.0 dB(A) · 30.8 °C	1592 RPM · 34.3 dB(A) · 45.5 °C	**+2.3 dB(A)**

230V

Load	Normal ambient fan · noise · intake	High ambient fan · noise · intake	Noise change
10%	634 RPM · <6.0 dB(A) · 30.6 °C	1000 RPM · 20.2 dB(A) · 40.3 °C	<6.0 → 20.2 dB(A)
20%	641 RPM · <6.0 dB(A) · 30.7 °C	1090 RPM · 22.9 dB(A) · 40.7 °C	<6.0 → 22.9 dB(A)
50%	858 RPM · 15.2 dB(A) · 30.0 °C	1403 RPM · 30.9 dB(A) · 42.3 °C	**+15.7 dB(A)**
100%	1450 RPM · 31.7 dB(A) · 30.7 °C	1592 RPM · 34.3 dB(A) · 45.1 °C	**+2.6 dB(A)**

INFO

Fan speed, noise and the measured intake temperature at 10, 20, 50 and 100 % load, from the two load regulation tests: at normal ambient (about 30-32 °C) and at high ambient (about 40-47 °C). These are stabilized readings at fixed loads, not averages over the certification sweep, so they are indicative of how the fan behaves when it is hot. "<6.0" is the floor of our sound meter: the fan is stopped or too quiet to measure (the fan speed column says which); with the fan stopped, the intake sensor can read higher than the chamber air.

Informational. Not part of the ETA or LAMBDA rating.

Indicative Performance

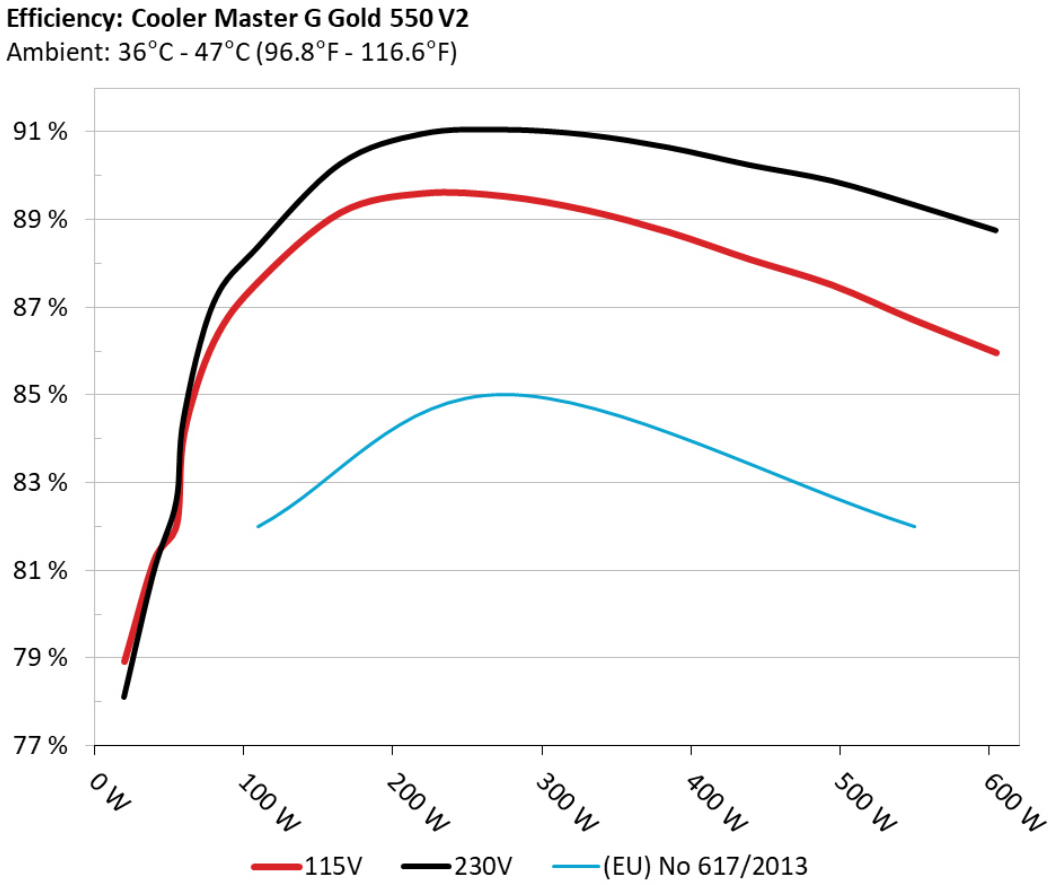

The PSU`s efficiency under high ambient temperatures with 115V and 230V input. For this graph the results of the 10-110% load regulation table are used

5Vsb□□□□

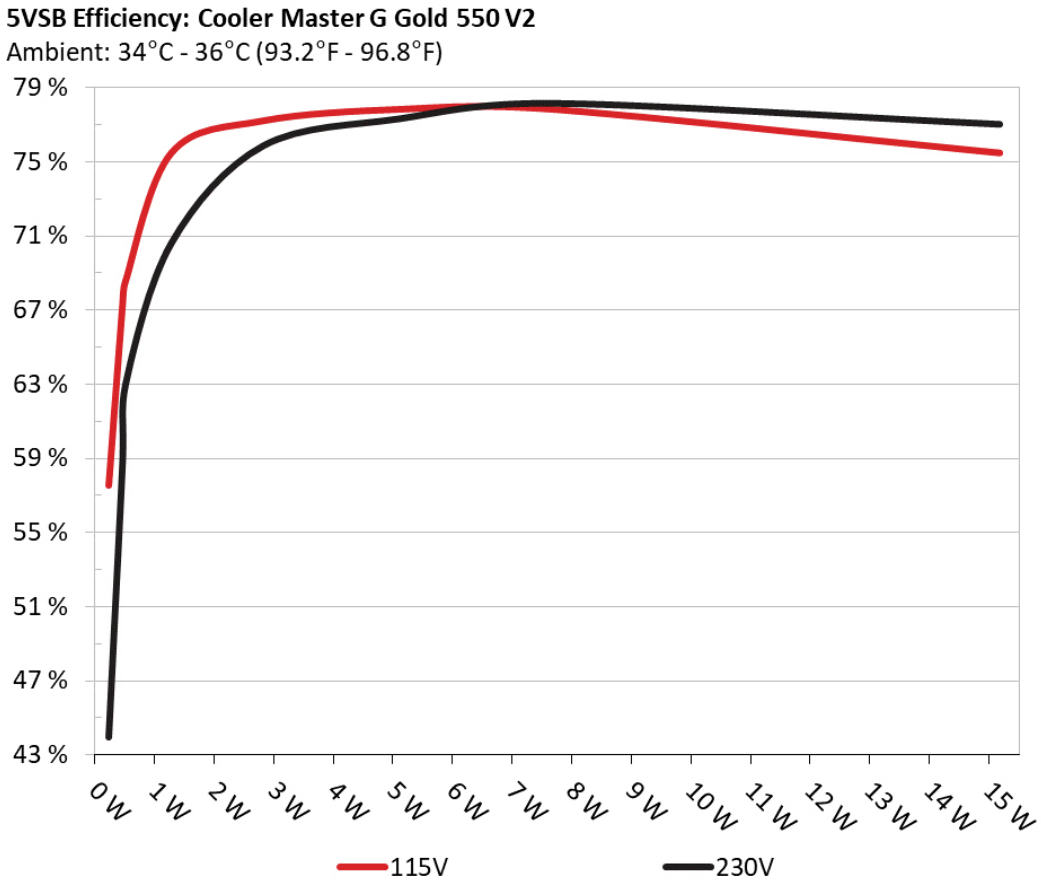

□□

This graph depicts the efficiency levels of the 5VSB rail with 115V and 230V input

□□□□ □□ 5Vsb □□ (ErP Lot3/6 & CEC)

115V

□□ #	5VSB	DC/AC (□)	□□	PF/AC □□
1	**0.045A**	0.232W	57.559%	0.025
	5.147V	0.404W		114.86V
2	**0.09A**	0.463W	67.282%	0.043
	5.146V	0.688W		114.86V
3	**0.55A**	2.823W	77.222%	0.202
	5.132V	3.656W		114.86V
4	**1A**	5.119W	77.843%	0.306
	5.119V	6.576W		114.86V
5	**1.5A**	7.656W	77.841%	0.371
	5.103V	9.835W		114.86V
6	**3A**	15.173W	75.488%	0.461
	5.057V	20.1W		114.86V

230V

□□ #	5VSB	DC/AC (□)	□□	PF/AC □□
1	**0.045A**	0.232W	43.948%	0.01
	5.145V	0.527W		229.94V
2	**0.09A**	0.463W	58.714%	0.015
	5.144V	0.781W		229.95V
3	**0.55A**	2.822W	75.848%	0.068
	5.13V	3.713W		229.95V
4	**1A**	5.118W	77.314%	0.117
	5.118V	6.625W		229.95V
5	**1.5A**	7.655W	78.142%	0.165
	5.103V	9.793W		229.94V
6	**3A**	15.175W	77.013%	0.276
	5.058V	19.703W		229.94V

Protection Features

OCP (Cold @ 26.4°C)	12V: 69A (150.66%), 11.925V 5V: 25.9A (129.5%), 4.967V 3.3V: 30A (150%), 3.289V 5VSB: 4.2A (140%), 5.019V
OCP (Hot) @ 43°C)	12V: 68.8A (150.22%), 11.948V 5V: 25.2A (126%), 4.969V 3.3V: 30A (150%), 3.287V 5VSB: 4.2A (140%), 5.002V
OPP (Cold @ 26.3°C)	824.99W (150%)
OPP (Hot @ 43.4°C)	825W (150%)
OTP	✓ (110°C @ Secondary Side)
SCP	12V to Earth: ✓ 5V to Earth: ✓ 3.3V to Earth: ✓ 5VSB to Earth: ✓ -12V to Earth: ✓
PWR_OK	Proper Operation
NLO	✓
Fan Failure Protection	✗
SIP	Surge: MOV Inrush: NTC & Bypass Relay

Supplementary Tests (For Reference)

10-110%□□□□

115V

□□	12V	5V	3.3V	5VSB	DC/AC (□)	□□	□□□□ (RPM)	□□□□□□□ (dB[A])	□□ (□□ /□□)	PF/AC □□
10%	**2.744A**	**1.954A**	**1.965A**	**0.98A**	54.998	82.046%	995	20.1	40.38°C	0.929
	12.170V	5.118V	3.358V	5.104V	67.048				41.88°C	114.84V

20%	**6.507A**	**2.94A**	**2.958A**	**1.18A**	109.929	87.582%	1206	26	40.63°C	0.971
	12.146V	5.103V	3.347V	5.087V	125.518				42.69°C	114.83V
30%	**10.625A**	**3.438A**	**3.461A**	**1.381A**	164.92	89.152%	1287	28.3	41.15°C	0.982
	12.128V	5.091V	3.337V	5.071V	184.99				43.73°C	114.81V
40%	**14.763A**	**3.938A**	**3.967A**	**1.583A**	219.997	89.589%	1374	30.1	41.69°C	0.984
	12.110V	5.079V	3.327V	5.054V	245.563				44.24°C	114.79V
50%	**18.565A**	**4.938A**	**4.977A**	**1.787A**	274.984	89.522%	1495	32.4	42.31°C	0.986
	12.092V	5.064V	3.316V	5.037V	307.171				45.17°C	114.77V
60%	**22.378A**	**5.944A**	**5.993A**	**1.993A**	329.971	89.203%	1591	34.3	42.67°C	0.982
	12.073V	5.048V	3.304V	5.019V	369.907				45.96°C	114.75V
70%	**26.200A**	**6.958A**	**7.018A**	**2.2A**	384.963	88.708%	1593	34.3	43.21°C	0.981
	12.055V	5.031V	3.292V	5.001V	433.965				46.85°C	114.72V
80%	**30.030A**	**7.976A**	**8.048A**	**2.307A**	439.393	88.084%	1588	34.2	43.84°C	0.982
	12.038V	5.014V	3.28V	4.985V	498.831				48.97°C	114.71V
90%	**34.266A**	**8.497A**	**8.565A**	**2.415A**	494.406	87.502%	1580	34	44.21°C	0.984
	12.021V	5.001V	3.269V	4.97V	565.03				49.69°C	114.69V
100%	**38.319A**	**9.022A**	**9.118A**	**3.037A**	549.621	86.7%	1592	34.3	45.54°C	0.986
	12.003V	4.987V	3.257V	4.939V	633.933				52.13°C	114.67V
110%	**42.249A**	**10.061A**	**10.263A**	**3.046A**	604.625	85.957%	1591	34.3	46.85°C	0.987
	11.985V	4.969V	3.244V	4.924V	703.398				54.29°C	114.65V
CL1	**0.114A**	**14.406A**	**14.391A**	**0.001A**	121.287	81.248%	1583	34.1	41.6°C	0.974
	12.146V	5.012V	3.314V	5.089V	149.281				45.89°C	114.82V
CL2	**0.114A**	**19.968A**	**0A**	**0.001A**	101.365	80.096%	1529	33	40.63°C	0.972
	12.160V	5.007V	3.335V	5.109V	126.555				43.49°C	114.82V
CL3	**0.114A**	**0A**	**19.8A**	**0.001A**	67.383	74.558%	1543	33.3	41.46°C	0.957
	12.158V	5.097V	3.333V	5.107V	90.382				43.53°C	114.84V
CL4	**45.778A**	**0A**	**0A**	**0.001A**	549.459	87.975%	1595	34.3	45.53°C	0.985
	12.002V	5.062V	3.289V	5.054V	624.56				50.16°C	114.67V

The results above are not used in the certification process

230V

□□	12V	5V	3.3V	5VSB	DC/AC (□)	□□	□□□□ (RPM)	□□□□□□□ (dB[A])	□□ (□□ /□□)	PF/AC □□
10%	**2.744A**	**1.954A**	**1.965A**	**0.98A**	54.996	82.574%	1000	20.2	40.27°C	0.637
	12.169V	5.118V	3.359V	5.104V	66.602				42.19°C	229.94V
20%	**6.507A**	**2.94A**	**2.957A**	**1.179A**	109.922	88.397%	1090	22.9	40.73°C	0.797
	12.144V	5.103V	3.347V	5.087V	124.356				41.97°C	229.93V
30%	**10.627A**	**3.437A**	**3.461A**	**1.38A**	164.911	90.281%	1169	25.1	41.02°C	0.868
	12.125V	5.091V	3.337V	5.071V	182.668				42.63°C	229.92V
40%	**14.767A**	**3.938A**	**3.967A**	**1.583A**	219.988	90.97%	1289	28.3	41.8°C	0.902
	12.107V	5.079V	3.327V	5.055V	241.827				43.47°C	229.91V
50%	**18.567A**	**4.938A**	**4.977A**	**1.787A**	274.98	91.064%	1403	30.9	42.33°C	0.923
	12.090V	5.064V	3.315V	5.037V	301.961				43.84°C	229.9V
60%	**22.380A**	**5.944A**	**5.994A**	**1.992A**	329.968	90.949%	1540	33.2	42.76°C	0.935
	12.071V	5.048V	3.304V	5.02V	362.805				45.21°C	229.89V
70%	**26.203A**	**6.959A**	**7.019A**	**2.2A**	384.967	90.658%	1594	34.3	43.41°C	0.943
	12.054V	5.031V	3.291V	5.001V	424.637				45.74°C	229.88V
80%	**30.039A**	**7.978A**	**8.051A**	**2.307A**	439.395	90.257%	1592	34.3	43.77°C	0.95
	12.034V	5.013V	3.279V	4.985V	486.827				46.32°C	229.87V
90%	**34.276A**	**8.499A**	**8.567A**	**2.414A**	494.403	89.898%	1588	34.2	44.66°C	0.954
	12.017V	5V	3.268V	4.97V	549.964				47.83°C	229.87V
100%	**38.330A**	**9.024A**	**9.12A**	**3.037A**	549.623	89.351%	1592	34.3	45.11°C	0.958
	11.999V	4.986V	3.256V	4.939V	615.134				49.26°C	229.86V
110%	**42.260A**	**10.063A**	**10.266A**	**3.047A**	604.624	88.766%	1596	34.3	46.25°C	0.962
	11.981V	4.968V	3.243V	4.924V	681.118				51.33°C	229.85V
CL1	**0.114A**	**14.407A**	**14.392A**	**0.001A**	121.287	82.216%	1588	34.2	41.78°C	0.83
	12.145V	5.011V	3.314V	5.089V	147.516				45.71°C	229.94V
CL2	**0.114A**	**19.97A**	**0A**	**0.001A**	101.365	80.82%	1502	32.5	40.33°C	0.798
	12.158V	5.006V	3.335V	5.11V	125.418				42.77°C	229.94V
CL3	**0.113A**	**0A**	**19.802A**	**0.001A**	67.381	75.135%	1473	32.1	40.78°C	0.72
	12.157V	5.097V	3.333V	5.107V	89.678				42.24°C	229.94V

CL4	**45.795A**	**0A**	**0A**	**0.001A**	549.46	90.586%	1599	34.3	46.35°C	0.957
	11.998V	5.061V	3.288V	5.055V	606.57				48.11°C	229.86V

The results above are not used in the certification process

20-80□□□□□

115V

□□	12V	5V	3.3V	5VSB	DC/AC (□)	□□	□□□□ (RPM)	□□□□□□□□ (dB[A])	□□ (□□ /□□)	PF/AC □□
20W	**1.232A**	**0.487A**	**0.49A**	**0.195A**	19.997	78.919%	0	<6.0	41.5°C	0.74
	12.052V	5.136V	3.369V	5.136V	25.345				36.87°C	114.85V
40W	**2.690A**	**0.682A**	**0.686A**	**0.292A**	39.997	81.233%	705	8.1	37.62°C	0.895
	12.151V	5.131V	3.365V	5.13V	49.244				39.4°C	114.84V
60W	**4.150A**	**0.878A**	**0.883A**	**0.39A**	59.996	84.123%	979	19.5	38.2°C	0.933
	12.174V	5.127V	3.362V	5.123V	71.32				40.69°C	114.83V
80W	**5.619A**	**1.074A**	**1.081A**	**0.489A**	79.936	86.208%	1026	21	39.13°C	0.958
	12.158V	5.122V	3.358V	5.116V	92.727				41.07°C	114.83V

The results above are not used in the certification process

230V

□□	12V	5V	3.3V	5VSB	DC/AC (□)	□□	□□□□ (RPM)	□□□□□□□□ (dB[A])	□□ (□□ /□□)	PF/AC □□
20W	**1.232A**	**0.487A**	**0.49A**	**0.195A**	19.993	78.117%	0	<6.0	42.28°C	0.357
	12.052V	5.136V	3.369V	5.137V	25.596				36.4°C	229.94V
40W	**2.690A**	**0.682A**	**0.686A**	**0.292A**	39.993	80.986%	711	8.4	37.84°C	0.548
	12.151V	5.131V	3.365V	5.13V	49.394				39.97°C	229.94V
60W	**4.150A**	**0.878A**	**0.883A**	**0.39A**	59.993	84.488%	914	17.3	38.81°C	0.656
	12.174V	5.127V	3.362V	5.124V	71.008				40.57°C	229.93V
80W	**5.617A**	**1.074A**	**1.081A**	**0.489A**	79.93	87.099%	930	17.6	39.16°C	0.728
	12.158V	5.122V	3.358V	5.117V	91.769				40.73°C	229.93V

The results above are not used in the certification process

□□□□

115V

Test	12V	5V	3.3V	5VSB	Pass/Fail
10% Load	135.51mV	15.61mV	11.17mV	29.37mV	Fail
20% Load	56.73mV	12.00mV	9.67mV	29.58mV	Pass
30% Load	55.13mV	12.37mV	10.08mV	29.83mV	Pass
40% Load	54.77mV	12.98mV	10.96mV	30.30mV	Pass
50% Load	55.24mV	13.50mV	11.69mV	32.67mV	Pass
60% Load	55.85mV	14.32mV	11.63mV	33.24mV	Pass
70% Load	55.75mV	15.04mV	12.77mV	33.96mV	Pass
80% Load	55.80mV	18.86mV	14.48mV	34.32mV	Pass
90% Load	55.02mV	19.22mV	14.32mV	37.11mV	Pass
100% Load	73.10mV	22.02mV	18.33mV	44.44mV	Pass
110% Load	73.89mV	23.07mV	19.60mV	45.85mV	Pass
Crossload1	68.33mV	29.13mV	21.14mV	34.05mV	Pass
Crossload2	54.00mV	42.50mV	15.67mV	31.07mV	Pass
Crossload3	39.99mV	13.81mV	19.86mV	29.88mV	Pass
Crossload4	68.94mV	14.02mV	10.43mV	33.68mV	Pass

The results above are not used in the certification process

230V

Test	12V	5V	3.3V	5VSB	Pass/Fail
10% Load	140.92mV	16.43mV	14.69mV	30.45mV	Fail
20% Load	66.78mV	12.52mV	9.67mV	30.30mV	Pass
30% Load	61.78mV	12.62mV	10.65mV	30.66mV	Pass
40% Load	60.18mV	18.24mV	15.31mV	31.02mV	Pass
50% Load	60.80mV	13.91mV	11.84mV	31.33mV	Pass
60% Load	60.18mV	15.09mV	12.41mV	33.65mV	Pass

Test	12V	5V	3.3V	5VSB	Pass/Fail
70% Load	60.03mV	15.45mV	12.82mV	33.29mV	Pass
80% Load	60.39mV	18.24mV	14.74mV	34.58mV	Pass
90% Load	59.67mV	20.35mV	15.51mV	35.41mV	Pass
100% Load	71.21mV	21.57mV	18.04mV	43.03mV	Pass
110% Load	73.60mV	23.05mV	19.34mV	44.11mV	Pass
Crossload1	71.35mV	28.93mV	22.11mV	35.17mV	Pass
Crossload2	61.21mV	43.94mV	16.44mV	32.11mV	Pass
Crossload3	49.31mV	13.86mV	19.81mV	30.92mV	Pass
Crossload4	67.71mV	14.23mV	11.79mV	31.20mV	Pass

The results above are not used in the certification process

Cooler Master G GOLD 550 V2 (MWE GOLD 550 V3 Non-Modular)

Top side

Power specifications label

本测试报告中包含的所有数据和图表均可在以下条件下由任何人使用：使用过程需提及测试结果由Cybenetics提供。
在任何情况下都应提供原始测试结果文档的网站链接

Cybenetics 提供自愿性认证计划：电源方面有 ETA (效率)、LAMBDA (噪声) 与 SAFE (安全与正确运行)；散热产品方面有 DELTA (机箱隔音) 与 PHI (风扇风量与静压)

CYBENETICS LTD Syrou 6, Latsia, 2231, Nicosia Cyprus

www.cybenetics.com - info@cybenetics.com