Make It Yours.

Cooler Master GXII 750W (ATX v3.1) (MWE Gold 750 V3)

PS57513CD240220044BA1GZ

Lab ID CM75002512

Certification ID 252512

Test Result Report ID: 24PS2512A

Certificate Issue Date: Jul 31, 2024

Scheme: ETA-EMI PSU

115V 230V

Scheme: LAMBDA PSU

115V 230V

Outside Validation Scope

General Information

Test Equipment

Electronic Loads	Chroma 63601-5 x2 Chroma 63600-2 Chroma 63640-80-80 x10 Chroma 63610-80-20
AC Sources	Chroma 6530, APM SP300VAC4000W-P, GW Instek ASR-3500
Power Analyzers	Rohde & Schwarz HMC8015 & NPA701
Oscilloscopes	Picoscope 4444, Siglent SDS2104X PLUS
Sound Analyzer	Bruel & Kjaer 2270 G4
Microphone	Bruel & Kjaer Type 4955-A
Temperature Logger	Picoscope TC-08
Tachometer	UNI-T UT372
Multimeters	Keysight 34465A
EMI Analyzer	TekBox TBMR-110M-EU
Isolation Transformer	4kVA
UPS	FSP Champ Tower 3kVA, CyberPower OLS3000E 3kVA
Testing Methodology	Cybenetics PSU Test Protocol

DUT Information
(Non-accredited measurements)

Product Identification Details	
Brand	Cooler Master
Model	GXII 750W (ATX v3.1) (MWE Gold 750 V3)
OEM/ODM	Lite-on
Serial Number	PS57513CD240220044BA1GZ
Product Specifications	
Manufacturer-Provided Information	
□□□□ (Vrms)	100-240

□□□□ (Arms)	10-5
□□□□ (Hz)	50-60
□□□□ (W)	750
Operating Temperature (Continuous Full Load) (°C)	
□□	ATX12V
□□□□	Fully Modular
Warranty	-
Cybenetics Measurements	
Dimensions (W x H x D)	
Weight	
□□	120mm Fluid Dynamic Bearing Fan (HA1225H12F-Z)
□□□□□	✓
Cybenetics Testing Information	
Lab ID	CM75002512
Date of receipt	Jun 25, 2024
Testing Date	Jul 22, 2024
Report Issued Date	Jul 31, 2024
Engineer Name	-
Authorized By the Laboratory Technical Manager	Aristeidis Bitziopoulos
Signature	

□□□□□
(Non-accredited measurements)

□□□□□				
□□	□□□□	□□□□□□	**Gauge**	In Cable Capacitors
ATX □□ 24 pin (610mm)	1	1	18-22AWG	□
4+4 pin EPS 12V □□ (600mm)	1	1	18AWG	□
8 pin EPS 12V □□ (600mm)	1	1	18AWG	□
6+2pin PCIe□□ (550mm)	3	3	16-18AWG	□
12+4 pin PCIe (650mm) (600W)	1	1	16-28AWG	□

SATA□□ (550mm+120mm+120mm+120mm)	2	8	20AWG	□
4-pin Molex (500mm+120mm+120mm+120mm)	1	4	20AWG	□
AC Power Cord (1385mm) - C13 coupler	1	1	18AWG	-

Protection Features

Over Power Protection	✓
Over Current (+12V) Protection	✓
Over Temperature Protection	✓
Short Circuit Protection	✓
Surge Protection	✓
Inrush Current Protection	✗
Fan Failure Protection	✗

□□□□

□		3.3V	5V	12V	5VSB	-12V
□□□□	□□	20	20	62.5	3	0.3
	□	120		750	15	3.6
□□□□□ (W)		750				

Test Results

Temperature & Compliance Info

□□□□ (°C /°F)	28-32 / 82.4-89.6
□□ ErP Lot3/6□□	✓
□□ (EU) No 617/2013□□	✓
ALPM (Alternative Low Power Mode) compatible	✓
ATX v3.1 PSU Power Excursion	✓

Performance Summary

115V

Accredited	
□□□□ (>1450 load combinations)	89.246%
Average Noise Output (>1450 Load Combinations)	24.27dBA
PF□□□ (>1450 Load Combinations)	0.989
Efficiency With 10W (≤500W) or 2% (>500W) Load	80.816%
□□□□□□	0.0921W
Non-Accredited	
12V Ripple (Full Load)	65.50mV
5V Ripple (Full Load)	18.81mV
3.3V Ripple (Full Load)	17.44mV
5VSB Ripple (Full Load)	15.46mV
12V Load Regulation	0.55%
5V Load Regulation	1.84%
3.3V Load Regulation	3.64%
5VSB Load Regulation	4.15%
Inrush Current	13.950A

230V

Accredited	
□□□□ (>1450 load combinations)	91.616%
Average Noise Output (>1450 Load Combinations)	24.18dBA
PF□□□ (>1450 Load Combinations)	0.976
Efficiency With 10W (≤500W) or 2% (>500W) Load	77.328%
□□□□□□	0.1331W
Non-Accredited	
12V Ripple (Full Load)	58.91mV
5V Ripple (Full Load)	18.04mV
3.3V Ripple (Full Load)	17.04mV

5VSB Ripple (Full Load)		14.78mV
12V Load Regulation		0.57%
5V Load Regulation		1.90%
3.3V Load Regulation		3.68%
5VSB Load Regulation		4.17%
Inrush Current		-
12V Transient Response (200%)		11.15V
5V Transient Response (200%)		4.839V
3.3V Transient Response (200%)		3.170V
5VSB Transient Response (200%)		4.939V
□□□□ & PG□□		22.70ms
AC Loss to PWR_OK Hold Up Time		19.00ms
PWR_OK Inactive to DC Loss Delay		3.70ms
PSU Timings: T1 (20% / 100%)	62.5ms	61.0ms
PSU Timings: T3 (20% / 100%)	122.2ms	122.6ms
OPP (21.77°C / 0.00°C)	143.29%	-

□□□□ & PG□□

Hold-Up Time (ms)	22.7
AC Loss to PWR_OK Hold Up Time (ms)	19
PWR_OK Inactive to DC Loss Delay (ms)	3.7

□□□□

Tables

115V

Detailed Results						
	Average	Min	Limit Min	Max	Limit Max	Result
Mains Voltage RMS:	115.08 V	115.04 V	113.85 V	115.12 V	116.15 V	PASS

Mains Frequency:	60.00 Hz	59.99 Hz	59.40 Hz	60.01 Hz	60.60 Hz	PASS
Mains Voltage CF:	1.416	1.415	1.340	1.418	1.490	PASS
Mains Voltage THD:	0.13 %	0.09 %	N/A	0.17 %	2.00 %	PASS
Real Power:	0.092 W	0.012 W	N/A	0.114 W	N/A	N/A
Apparent Power:	7.873 W	7.449 W	N/A	8.307 W	N/A	N/A
Power Factor:	0.012	N/A	N/A	N/A	N/A	N/A

230V

Detailed Results						
	Average	Min	Limit Min	Max	Limit Max	Result
Mains Voltage RMS:	231.02 V	230.92 V	227.70 V	231.10 V	232.30 V	PASS
Mains Frequency:	50.00 Hz	49.99 Hz	49.50 Hz	50.01 Hz	50.50 Hz	PASS
Mains Voltage CF:	1.417	1.417	1.340	1.419	1.490	PASS
Mains Voltage THD:	0.17 %	0.15 %	N/A	0.28 %	2.00 %	PASS
Real Power:	0.133 W	0.108 W	N/A	0.194 W	N/A	N/A
Apparent Power:	25.690 W	25.082 W	N/A	26.354 W	N/A	N/A
Power Factor:	0.005	N/A	N/A	N/A	N/A	N/A

□□□□□□

115V

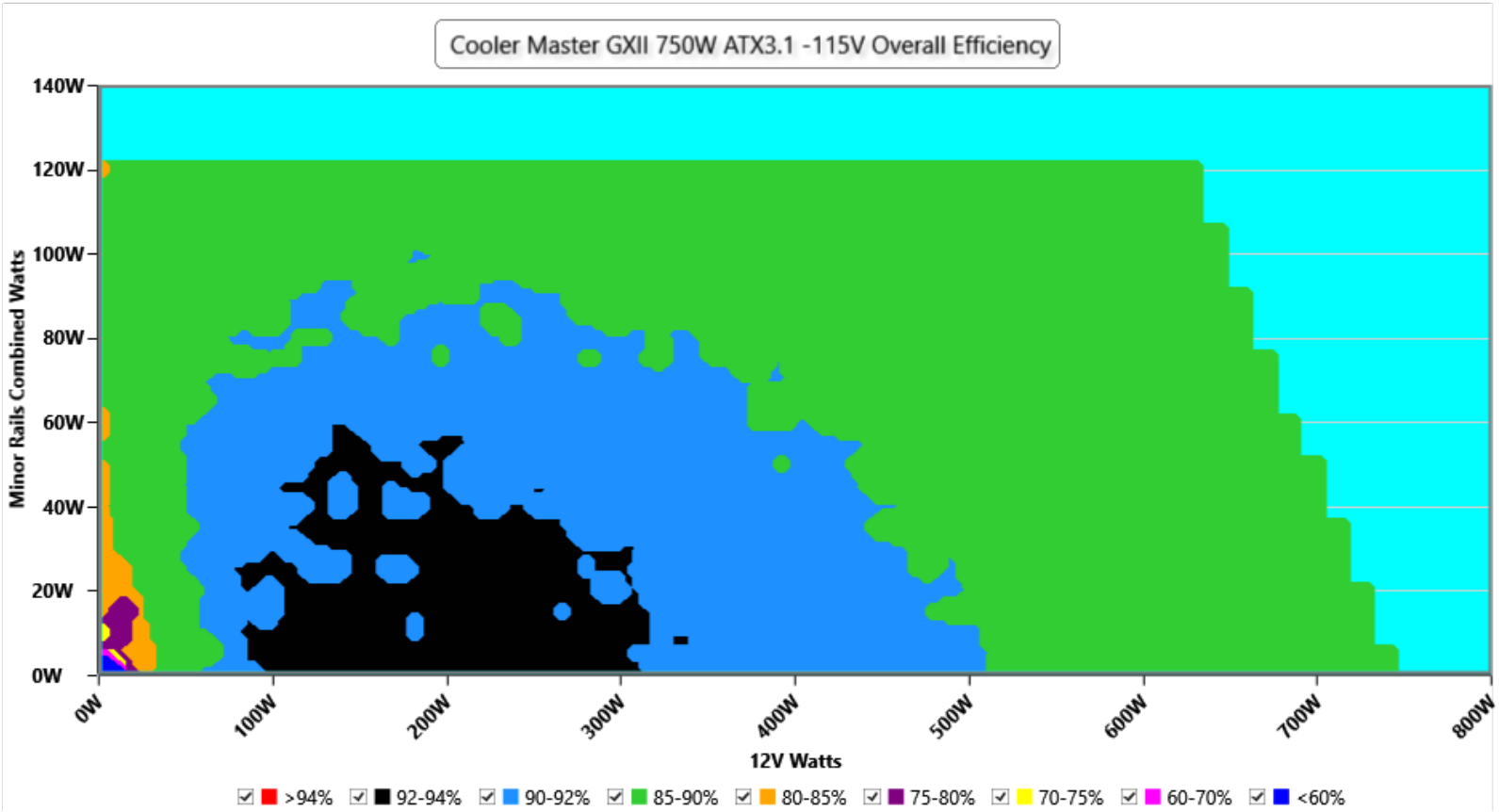

□□

This graph depicts the PSU`s efficiency throughout its entire operational range. For the generation of the efficiency and noise graphs we set our loaders to auto mode through our custom-made software before trying thousands of possible load combinations

230V

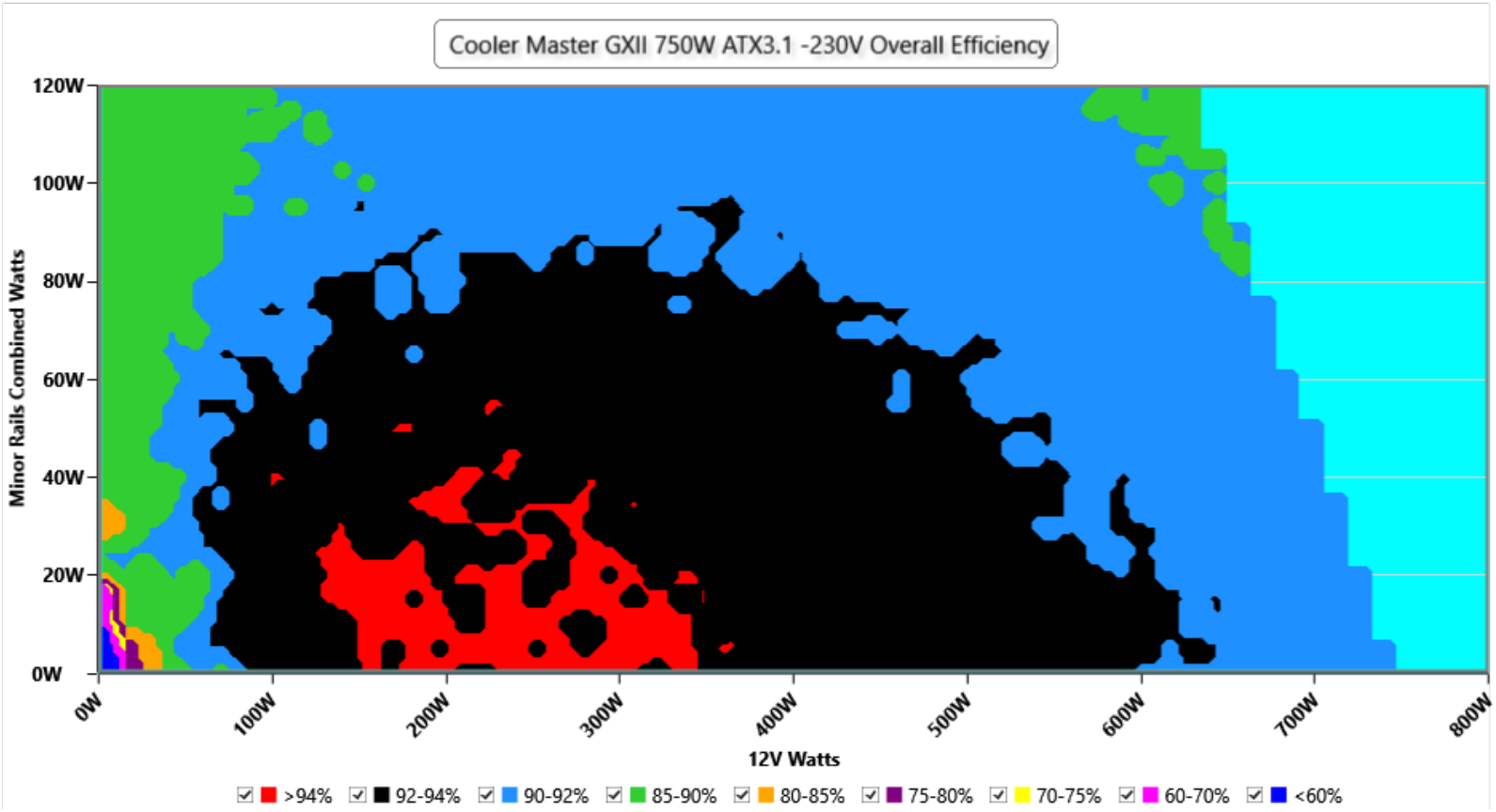

This graph depicts the PSU`s efficiency throughout its entire operational range. For the generation of the efficiency and noise graphs we set our loaders to auto mode through our custom-made software before trying thousands of possible load combinations

□□□□□

115V

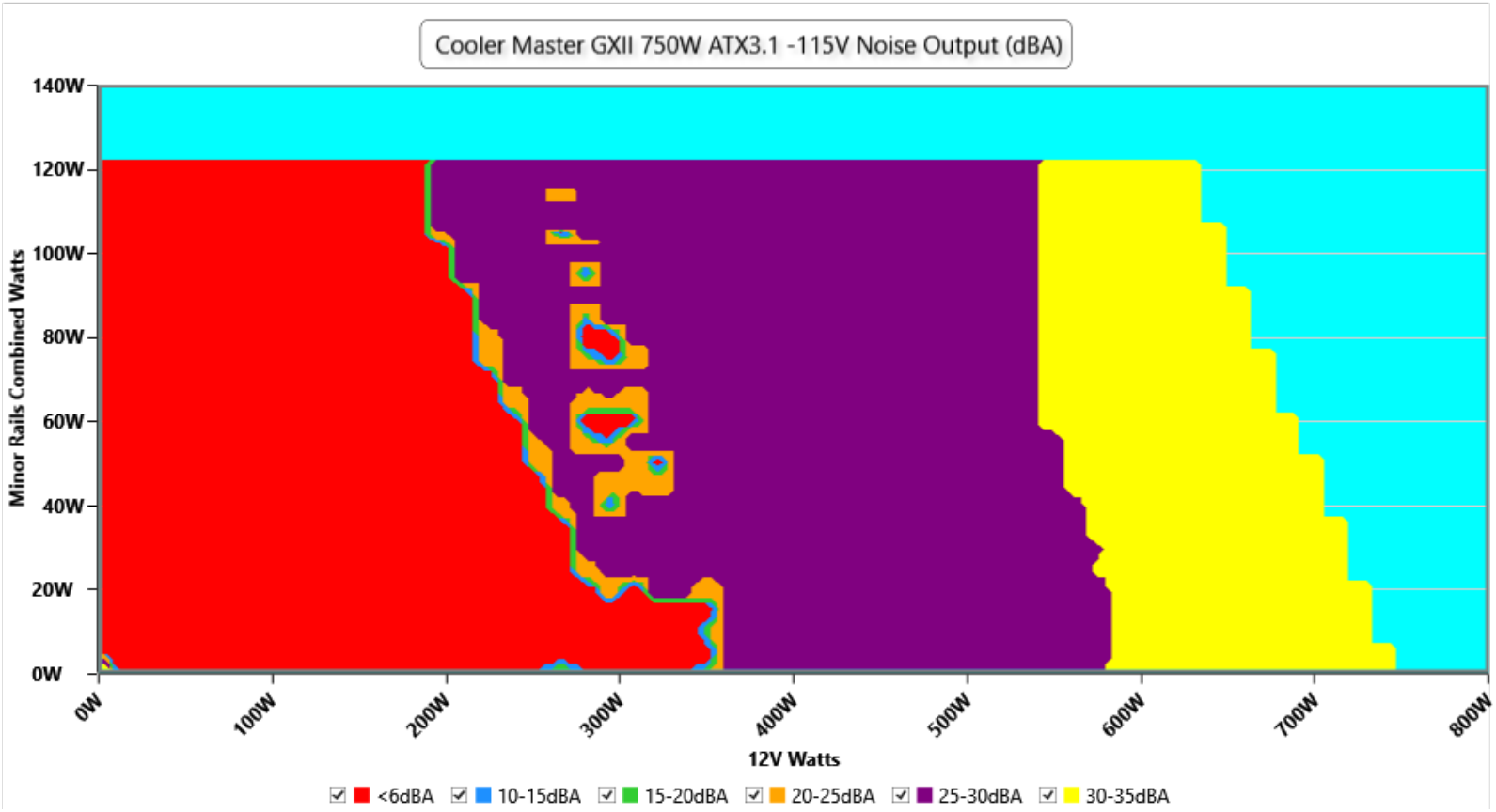

□□

The PSU`s noise in its entire operational range and under 30-32 °C ambient is depicted in this graph. The X axis represents the load on the +12V rail(s) while the Y axis is the load on the minor rails

230V

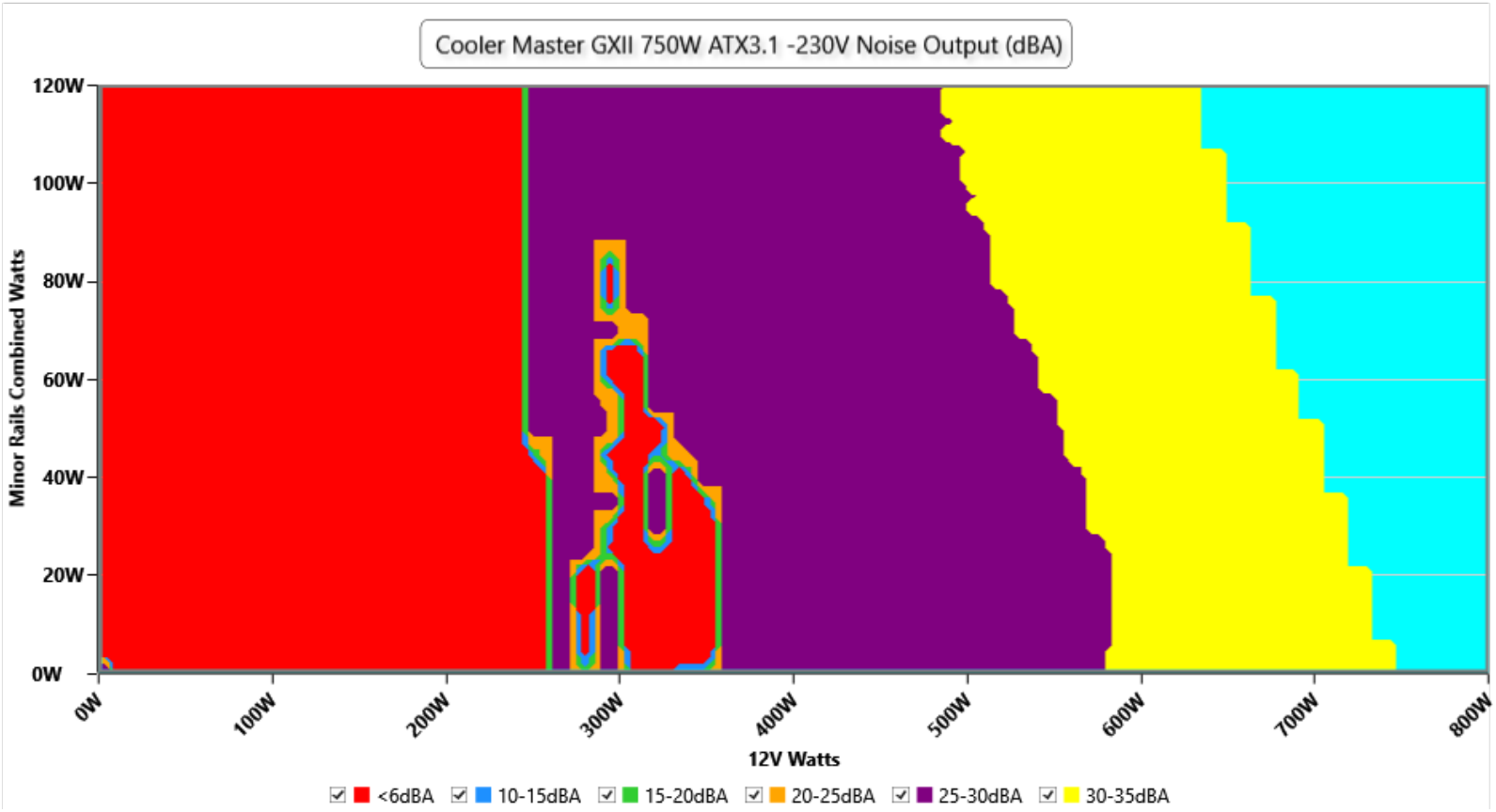

The PSU`s noise in its entire operational range and under 30-32 °C ambient is depicted in this graph. The X axis represents the load on the +12V rail(s) while the Y axis is the load on the minor rails

Noise under high ambient temperature (indicative)

115V

Load	Normal ambient fan · noise · intake	High ambient fan · noise · intake	Noise change
10%	0 RPM · <6.0 dB(A) · 31.9 °C	0 RPM · <6.0 dB(A) · 44.5 °C	fan off in both
20%	0 RPM · <6.0 dB(A) · 33.3 °C	0 RPM · <6.0 dB(A) · 45.2 °C	fan off in both
50%	0 RPM · <6.0 dB(A) · 37.7 °C	1262 RPM · 25.6 dB(A) · 42.4 °C	fan starts (<6.0 → 25.6)
100%	1608 RPM · 32.8 dB(A) · 30.5 °C	2864 RPM · 48.5 dB(A) · 45.1 °C	**+15.7 dB(A)**

230V

Load	Normal ambient fan · noise · intake	High ambient fan · noise · intake	Noise change
10%	0 RPM · <6.0 dB(A) · 37.0 °C	0 RPM · <6.0 dB(A) · 45.1 °C	fan off in both
20%	0 RPM · <6.0 dB(A) · 37.7 °C	0 RPM · <6.0 dB(A) · 46.7 °C	fan off in both
50%	0 RPM · <6.0 dB(A) · 40.1 °C	1262 RPM · 25.6 dB(A) · 42.4 °C	fan starts (<6.0 → 25.6)
100%	1609 RPM · 32.8 dB(A) · 30.7 °C	2862 RPM · 48.5 dB(A) · 45.2 °C	**+15.7 dB(A)**

INFO

Fan speed, noise and the measured intake temperature at 10, 20, 50 and 100 % load, from the two load regulation tests: at normal ambient (about 30-32 °C) and at high ambient (about 40-47 °C). These are stabilized readings at fixed loads, not averages over the certification sweep, so they are indicative of how the fan behaves when it is hot. "<6.0" is the floor of our sound meter: the fan is stopped or too quiet to measure (the fan speed column says which); with the fan stopped, the intake sensor can read higher than the chamber air.

Informational. Not part of the ETA or LAMBDA rating.

Indicative Performance

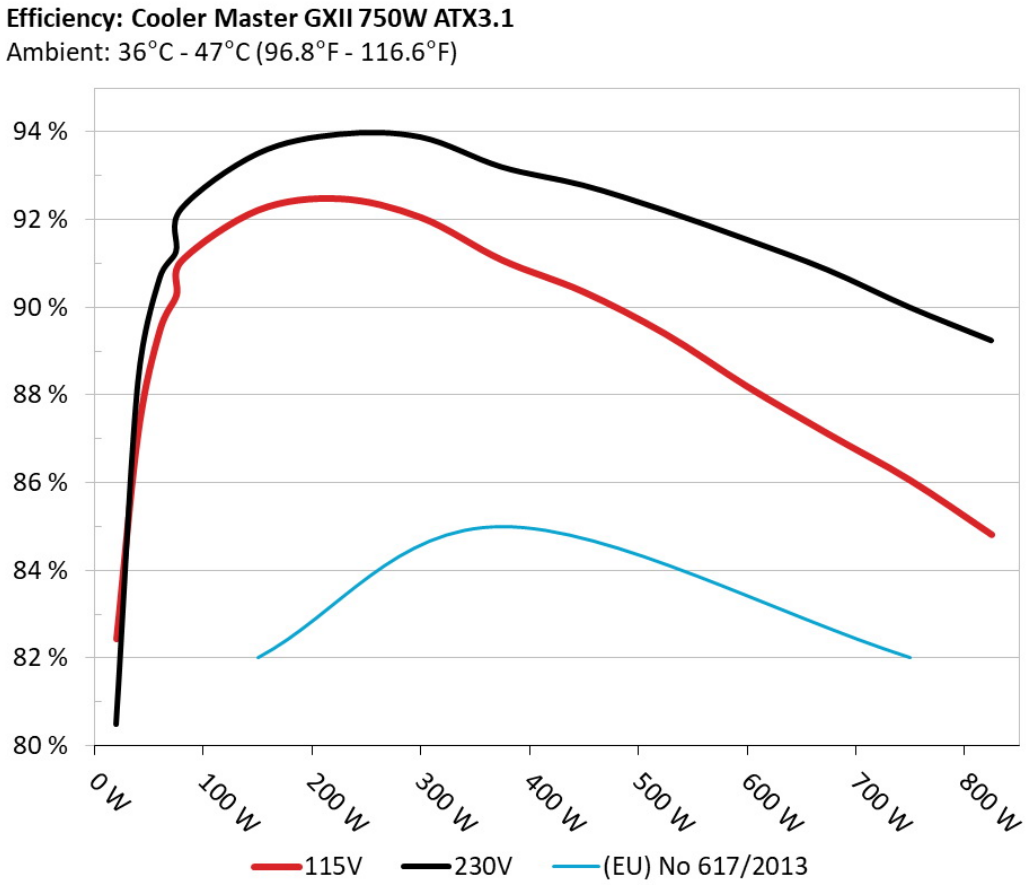

The PSU`s efficiency under high ambient temperatures with 115V and 230V input. For this graph the results of the 10-110% load regulation table are used

5Vsb□□□□

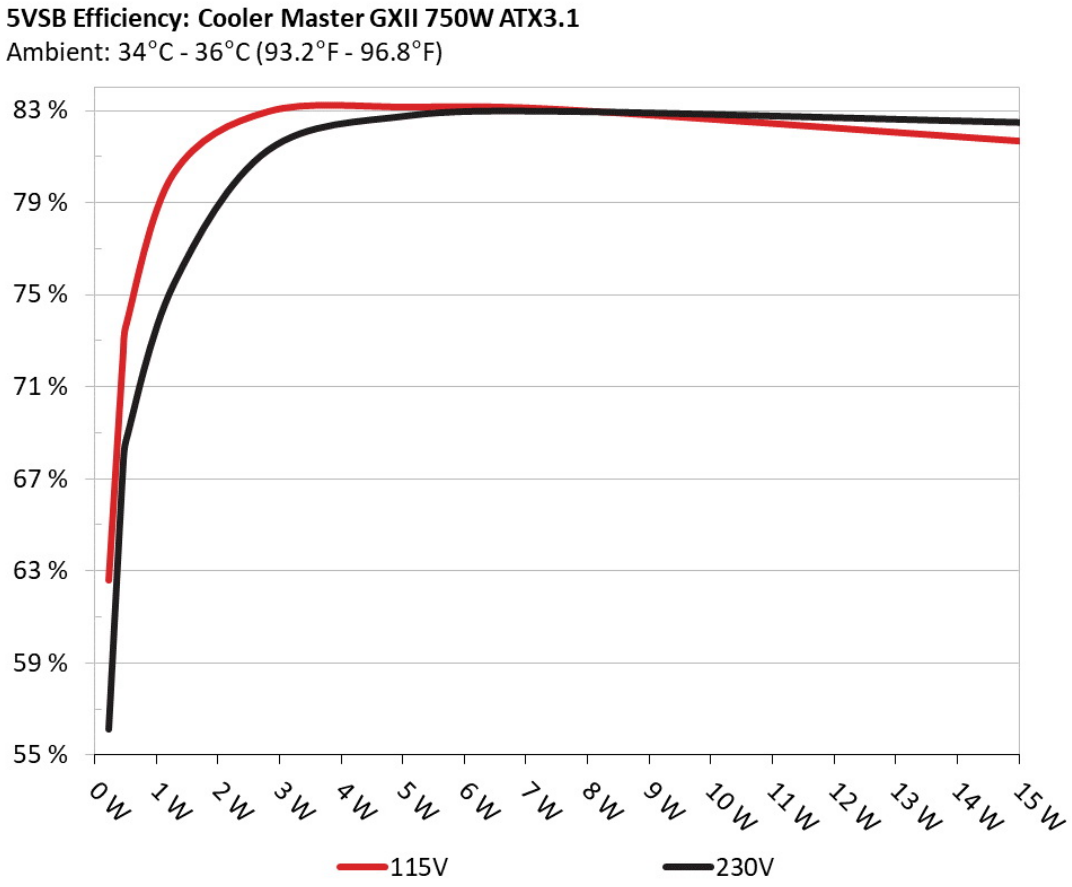

□□

This graph depicts the efficiency levels of the 5VSB rail with 115V and 230V input

□□□□ □□ 5Vsb □□ (ErP Lot3/6 & CEC)

115V

□□ #	5VSB	DC/AC (□)	□□	PF/AC □□
1	**0.045A**	0.231W	62.579%	0.048
	5.149V	0.37W		114.87V
2	**0.09A**	0.463W	72.371%	0.081
	5.147V	0.639W		114.87V
3	**0.55A**	2.819W	82.967%	0.262
	5.127V	3.398W		114.87V
4	**1A**	5.107W	83.159%	0.319
	5.108V	6.142W		114.87V
5	**1.5A**	7.63W	83.046%	0.348
	5.088V	9.189W		114.86V
6	**2.999A**	15.075W	81.669%	0.39
	5.026V	18.458W		114.86V

230V

□□ #	5VSB	DC/AC (□)	□□	PF/AC □□
1	**0.045A**	0.231W	56.096%	0.016
	5.148V	0.413W		229.94V
2	**0.09A**	0.463W	67.523%	0.027
	5.146V	0.688W		229.94V
3	**0.55A**	2.819W	81.287%	0.123
	5.127V	3.469W		229.94V
4	**1A**	5.107W	82.786%	0.187
	5.107V	6.169W		229.94V
5	**1.5A**	7.629W	82.968%	0.238
	5.086V	9.192W		229.94V
6	**3A**	15.071W	82.486%	0.315
	5.024V	18.271W		229.94V

Protection Features

OCP (Cold @ -°C)	-
OCP (Hot) @ -°C)	-
OPP (Cold @ 21.8°C)	1074.66W (143.29%)
OPP (Hot @ -°C)	-
OTP	✓ (126°C @ Heat Sink)
SCP	12V to Earth: ✓ 5V to Earth: ✓ 3.3V to Earth: ✓ 5VSB to Earth: ✓ -12V to Earth: ✓
PWR_OK	Proper Operation
NLO	✓
Fan Failure Protection	✗
SIP	Surge: MOV Inrush: None

Supplementary Tests (For Reference)

10-110%□□□□

115V

□□	12V	5V	3.3V	5VSB	DC/AC (□)	□□	□□□□ (RPM)	□□□□□□□ (dB[A])	□□ (□□ /□□)	PF/AC □□
10%	**4.420A**	**1.97A**	**1.972A**	**0.98A**	74.997	90.276%	0	<6.0	44.49°C	0.96
	12.083V	5.076V	3.347V	5.104V	83.093				40.31°C	114.85V
20%	**9.856A**	**2.961A**	**2.969A**	**1.179A**	149.924	92.216%	0	<6.0	45.2°C	0.978
	12.077V	5.066V	3.335V	5.087V	162.562				40.52°C	114.83V
30%	**15.646A**	**3.46A**	**3.475A**	**1.38A**	224.922	92.479%	0	<6.0	47.37°C	0.986
	12.072V	5.057V	3.324V	5.072V	243.181				41.47°C	114.8V

40%	**21.449A**	**3.962A**	**3.984A**	**1.582A**	300.005	92.049%	0	<6.0	49.99°C	0.991
	12.066V	5.048V	3.313V	5.055V	325.646				41.85°C	114.69V
50%	**26.859A**	**4.962A**	**4.999A**	**1.787A**	374.389	91.081%	1262	25.6	42.41°C	0.993
	12.059V	5.039V	3.301V	5.037V	411.048				47.26°C	114.75V
60%	**32.320A**	**5.965A**	**6.022A**	**1.993A**	449.3	90.357%	1262	25.6	42.67°C	0.995
	12.051V	5.03V	3.288V	5.019V	496.857				48.15°C	114.64V
70%	**37.789A**	**6.974A**	**7.053A**	**2.2A**	524.233	89.401%	1264	25.7	43.11°C	0.996
	12.044V	5.02V	3.275V	5.001V	584.847				50.4°C	114.44V
80%	**43.331A**	**7.984A**	**8.092A**	**2.306A**	599.432	88.204%	1314	27.2	43.98°C	0.996
	12.036V	5.01V	3.262V	4.987V	679.568				49.87°C	114.66V
90%	**49.214A**	**8.498A**	**8.611A**	**2.413A**	674.481	87.115%	2555	45.4	44.5°C	0.997
	12.029V	5.001V	3.251V	4.974V	774.302				49.97°C	114.64V
100%	**54.902A**	**9.014A**	**9.167A**	**3.038A**	749.695	86.061%	2864	48.5	45.11°C	0.997
	12.021V	4.992V	3.24V	4.938V	870.431				51.41°C	114.52V
110%	**60.466A**	**10.036A**	**10.321A**	**3.044A**	824.705	84.821%	2863	48.5	46.1°C	0.997
	12.013V	4.982V	3.226V	4.928V	971.475				53.82°C	114.4V
CL1	**0.115A**	**14.309A**	**14.487A**	**0A**	121.287	84.989%	0	<6.0	52.43°C	0.975
	12.068V	5.046V	3.292V	5.129V	142.703				40.78°C	114.83V
CL2	**0.114A**	**19.775A**	**0A**	**0A**	101.356	83.83%	0	<6.0	52.27°C	0.97
	12.080V	5.055V	3.322V	5.141V	120.9				40.32°C	114.84V
CL3	**0.114A**	**0A**	**20.087A**	**0A**	67.377	77.385%	0	<6.0	52.72°C	0.961
	12.077V	5.024V	3.285V	5.137V	87.076				40.52°C	114.85V
CL4	**62.259A**	**0A**	**0A**	**0A**	749.488	86.826%	2860	48.5	45.32°C	0.997
	12.038V	4.996V	3.27V	5.085V	861.712				51.55°C	114.43V

The results above are not used in the certification process

230V

□□	**12V**	**5V**	**3.3V**	**5VSB**	**DC/AC (□)**	□□	□□□□ **(RPM)**	□□□□□□□ **(dB[A])**	□□ **(□□ /□□)**	**PF/AC □□**
10%	**4.418A**	**1.969A**	**1.974A**	**0.979A**	74.991	91.261%	0	<6.0	45.13°C	0.927
	12.085V	5.077V	3.344V	5.105V	82.153				40.19°C	229.93V

20%	**9.853A**	**2.96A**	**2.971A**	**1.179A**	149.909	93.499%	0	<6.0	46.65°C	0.962
	12.079V	5.068V	3.332V	5.088V	160.333				40.78°C	229.92V
30%	**15.643A**	**3.459A**	**3.478A**	**1.38A**	224.904	93.941%	0	<6.0	48.52°C	0.971
	12.073V	5.058V	3.321V	5.072V	239.45				41.47°C	229.9V
40%	**21.447A**	**3.961A**	**3.988A**	**1.582A**	299.986	93.876%	0	<6.0	51.43°C	0.977
	12.066V	5.049V	3.31V	5.055V	319.56				41.71°C	229.89V
50%	**26.851A**	**4.96A**	**5.004A**	**1.787A**	374.316	93.196%	1262	25.6	42.42°C	0.983
	12.059V	5.04V	3.298V	5.037V	401.646				46.64°C	229.88V
60%	**32.314A**	**5.963A**	**6.028A**	**1.992A**	449.228	92.779%	1262	25.6	42.87°C	0.986
	12.051V	5.031V	3.285V	5.019V	484.193				47.5°C	229.87V
70%	**37.784A**	**6.972A**	**7.061A**	**2.199A**	524.168	92.205%	1630	33.1	43.27°C	0.988
	12.044V	5.021V	3.272V	5V	568.534				48.91°C	229.86V
80%	**43.329A**	**7.983A**	**8.102A**	**2.306A**	599.387	91.546%	1933	37.7	43.56°C	0.99
	12.036V	5.01V	3.258V	4.986V	654.749				48.89°C	229.84V
90%	**49.215A**	**8.499A**	**8.622A**	**2.413A**	674.451	90.847%	2403	43.7	44.15°C	0.992
	12.028V	5V	3.247V	4.973V	742.394				49.53°C	229.83V
100%	**54.905A**	**9.017A**	**9.179A**	**3.038A**	749.671	89.997%	2862	48.5	45.17°C	0.993
	12.020V	4.99V	3.236V	4.937V	833.018				49.9°C	229.82V
110%	**60.471A**	**10.04A**	**10.335A**	**3.044A**	824.691	89.243%	2859	48.5	46.56°C	0.994
	12.012V	4.98V	3.222V	4.927V	924.15				52.26°C	229.81V
CL1	**0.114A**	**14.312A**	**14.501A**	**0A**	121.284	86.039%	0	<6.0	48.62°C	0.958
	12.067V	5.045V	3.289V	5.129V	140.979				40.43°C	229.93V
CL2	**0.114A**	**19.777A**	**0A**	**0A**	101.351	84.919%	0	<6.0	50.94°C	0.951
	12.079V	5.055V	3.32V	5.14V	119.375				40.75°C	229.93V
CL3	**0.114A**	**0A**	**20.101A**	**0A**	67.375	78.28%	0	<6.0	51.76°C	0.931
	12.076V	5.027V	3.283V	5.137V	86.031				40.57°C	229.93V
CL4	**62.263A**	**0A**	**0A**	**0A**	749.481	90.868%	2857	48.5	45.55°C	0.993
	12.037V	4.998V	3.268V	5.084V	824.767				50.15°C	229.82V

The results above are not used in the certification process

20-80□□□□□

115V

□□	12V	5V	3.3V	5VSB	DC/AC (□)	□□	□□□□ (RPM)	□□□□□□□□ (dB[A])	□□ (□□ /□□)	PF/AC □□
20W	**1.228A**	**0.492A**	**0.491A**	**0.194A**	19.994	82.444%	0	<6.0	39.61°C	0.898
	12.087V	5.084V	3.358V	5.143V	24.284				36.57°C	114.86V
40W	**2.704A**	**0.689A**	**0.688A**	**0.292A**	39.995	87.176%	0	<6.0	40.21°C	0.941
	12.085V	5.082V	3.355V	5.138V	45.915				37.08°C	114.86V
60W	**4.181A**	**0.886A**	**0.886A**	**0.39A**	59.995	89.501%	0	<6.0	41.83°C	0.953
	12.084V	5.079V	3.352V	5.132V	67.014				38.24°C	114.86V
80W	**5.652A**	**1.083A**	**1.084A**	**0.488A**	79.934	91.067%	0	<6.0	42.95°C	0.961
	12.084V	5.076V	3.349V	5.126V	87.787				39.1°C	114.84V

The results above are not used in the certification process

230V

□□	12V	5V	3.3V	5VSB	DC/AC (□)	□□	□□□□ (RPM)	□□□□□□□□ (dB[A])	□□ (□□ /□□)	PF/AC □□
20W	**1.228A**	**0.492A**	**0.492A**	**0.194A**	19.989	80.501%	0	<6.0	39.52°C	0.571
	12.088V	5.085V	3.355V	5.143V	24.384				36.44°C	229.95V
40W	**2.704A**	**0.689A**	**0.689A**	**0.292A**	39.989	88.283%	0	<6.0	40.64°C	0.824
	12.087V	5.083V	3.352V	5.138V	45.342				37.38°C	229.94V
60W	**4.180A**	**0.886A**	**0.887A**	**0.39A**	59.989	90.663%	0	<6.0	42.14°C	0.903
	12.086V	5.08V	3.35V	5.132V	66.184				38.38°C	229.93V
80W	**5.651A**	**1.083A**	**1.085A**	**0.488A**	79.922	92.242%	0	<6.0	43.17°C	0.932
	12.085V	5.078V	3.347V	5.126V	86.698				39.11°C	229.92V

The results above are not used in the certification process

115V

Test	12V	5V	3.3V	5VSB	Pass/Fail
10% Load	25.26mV	12.62mV	11.58mV	7.85mV	Pass
20% Load	25.62mV	12.21mV	11.43mV	8.15mV	Pass
30% Load	27.07mV	12.57mV	12.31mV	8.62mV	Pass
40% Load	28.67mV	14.68mV	12.51mV	8.52mV	Pass
50% Load	30.47mV	13.39mV	16.81mV	8.73mV	Pass
60% Load	33.51mV	13.91mV	19.70mV	9.08mV	Pass
70% Load	34.59mV	14.22mV	14.53mV	10.48mV	Pass
80% Load	36.04mV	14.22mV	14.63mV	10.53mV	Pass
90% Load	39.03mV	14.99mV	16.24mV	11.46mV	Pass
100% Load	65.50mV	18.81mV	17.44mV	15.46mV	Pass
110% Load	51.18mV	16.60mV	18.52mV	16.29mV	Pass
Crossload1	37.02mV	15.46mV	15.16mV	17.62mV	Pass
Crossload2	32.64mV	20.20mV	13.39mV	18.74mV	Pass
Crossload3	34.44mV	14.63mV	16.44mV	18.58mV	Pass
Crossload4	48.38mV	15.53mV	15.72mV	18.34mV	Pass

The results above are not used in the certification process

230V

Test	12V	5V	3.3V	5VSB	Pass/Fail
10% Load	24.54mV	14.01mV	12.57mV	8.62mV	Pass
20% Load	24.33mV	13.19mV	12.77mV	8.83mV	Pass
30% Load	26.86mV	13.70mV	12.36mV	9.09mV	Pass
40% Load	28.97mV	14.37mV	14.01mV	8.88mV	Pass
50% Load	30.42mV	13.65mV	17.11mV	8.93mV	Pass
60% Load	32.33mV	14.32mV	18.41mV	9.45mV	Pass

Test	12V	5V	3.3V	5VSB	Pass/Fail
70% Load	34.39mV	13.96mV	15.00mV	9.86mV	Pass
80% Load	37.43mV	14.27mV	14.94mV	10.63mV	Pass
90% Load	49.39mV	16.48mV	16.34mV	11.36mV	Pass
100% Load	58.91mV	18.04mV	17.04mV	14.78mV	Pass
110% Load	53.16mV	16.97mV	18.71mV	15.84mV	Pass
Crossload1	35.81mV	15.47mV	14.64mV	17.40mV	Pass
Crossload2	32.33mV	19.47mV	12.83mV	18.07mV	Pass
Crossload3	32.28mV	13.29mV	16.65mV	18.43mV	Pass
Crossload4	55.49mV	18.56mV	15.77mV	17.88mV	Pass

The results above are not used in the certification process

Cooler Master GXII 750W (ATX v3.1) (MWE Gold 750 V3)

Top side

Power specifications label

本测试报告中包含的所有数据和图表均可在以下条件下由任何人使用：使用过程需提及测试结果由 Cybenetics提供。
在任何情况下都应提供原始测试结果文档的网站链接

Cybenetics 提供自愿性认证计划：电源方面有 ETA (效率)、 LAMBDA (噪声) 与 SAFE (安全与正确运行)；散热产品方面有 DELTA (机箱隔音) 与 PHI (风扇风量与静压)

CYBENETICS LTD Syrou 6, Latsia, 2231, Nicosia Cyprus

www.cybenetics.com - info@cybenetics.com