CORSAIR

Corsair HX1000i (ATX v3.1)

Serial Number 23107103000056841411

Lab ID CR10002513

Certification ID 252513

Test Result Report ID: 24PS2513A

Certificate Issue Date: Jul 24, 2024

Scheme: ETA-EMI PSU

115V: CYBENETICS PLATINUM

230V: CYBENETICS PLATINUM 230v

Scheme: LAMBDA PSU

115V: CYBENETICS A

230V: CYBENETICS A 230v

CYBENETICS ATX 3.1 PASS

Outside Validation Scope

General Information

Test Equipment

Electronic Loads	Chroma 63601-5 x2 Chroma 63600-2 Chroma 63640-80-80 x10 Chroma 63610-80-20
AC Sources	Chroma 6530, APM SP300VAC4000W-P, GW Instek ASR-3500
Power Analyzers	Rohde & Schwarz HMC8015 & NPA701
Oscilloscopes	Picoscope 4444, Siglent SDS2104X PLUS
Sound Analyzer	Bruel & Kjaer 2270 G4
Microphone	Bruel & Kjaer Type 4955-A
Temperature Logger	Picoscope TC-08
Tachometer	UNI-T UT372
Multimeters	Keysight 34465A
EMI Analyzer	TekBox TBMR-110M-EU
Isolation Transformer	4kVA
UPS	FSP Champ Tower 3kVA, CyberPower OLS3000E 3kVA
Testing Methodology	Cybenetics PSU Test Protocol

DUT Information(Non-accredited measurements)

Product Identification Details	
Brand	Corsair
Model	HX1000i (ATX v3.1)
OEM/ODM	Channel Well Technology
Serial Number	23107103000056841411
Product Specifications	
Manufacturer-Provided Information	
Rated Voltage (Vrms)	100-240
Rated Current (Arms)	13-6.5

Rated Frequency (Hz)	47-63
Rated Power (W)	1000
Operating Temperature (Continuous Full Load) (°C)	
Type	ATX12V
Cable Design	Fully Modular
Warranty	-
Cybenetics Measurements	
Dimensions (W x H x D)	
Weight	
Cooling	140mm Fluid Dynamic Bearing Fan (NR140P)
Semi-Passive Operation	✓
Cybenetics Testing Information	
Lab ID	CR10002513
Date of receipt	Jul 4, 2024
Testing Date	Jul 22, 2024
Report Issued Date	Jul 24, 2024
Engineer Name	-
Authorized By the Laboratory Technical Manager	Aristeidis Bitziopoulos
Signature	

Cables and Connectors(Non-accredited measurements)

Modular Cables				
Description	**Cable Count**	**Connector Count (Total)**	**Gauge**	In Cable Capacitors
ATX connector 24 pin (610mm)	1	1	16-18AWG	No
4+4 pin EPS12V (650mm)	2	2	16AWG	No
6+2 pin PCIe (675mm+110mm)	2	4	16-18AWG	No
12+2 pin PCIe (650mm) (600W)	1	1	16-18AWG	No
SATA (455mm+115mm+115mm+115mm)	2	8	18AWG	No
4 pin Molex (450mm+100mm+100mm+100mm)	2	8	18AWG	No
USB Type C to Motherboard Header Cable (520mm)	1	1	24-28AWG	No

AC Power Cord (1390mm) - C13 coupler	1	1	16AWG	-

Protection Features(Manufacturer)

Over Power Protection	✓
Over Current (+12V) Protection	✓
Over Temperature Protection	✓
Short Circuit Protection	✓
Surge Protection	✓
Inrush Current Protection	✓
Fan Failure Protection	✓

Power Specifications

Rail		3.3V	5V	12V	5VSB	-12V
Max. Power	Amps	25	25	83.3	3	0.3
	Watts	150		999.6	15	3.6
Total Max. Power (W)		1000				

Parts Description

General Data	
Manufacturer (OEM)	CWT
PCB Type	Double-Sided
Primary Side	
Transient Filter	6x Y caps, 2x X caps, 2x CM chokes, 1x MOV, 1x CM02X (Discharge IC)
Inrush Protection	1x NTC Thermistor SCK20-150 (15 Ohm) & Relay
Bridge Rectifier(s)	2x LL25XB60 (600V, 25A @ 113°C)
APFC MOSFETs	2x Infineon IPW60R099P6 (600V, 24A @ 100°C, Rds(on): 0.099Ohm)
APFC Boost Diode	2x Infineon IDH08G65C6 (650V, 8A @ 145°C)

Bulk Cap(s)	1x Nippon Chemi-Con (420V, 470uF, 2,000h @ 105°C, KMZ) & 1x Nippon Chemi-Con (420V, 560uF, 2,000h @ 105°C, KMR)
Main Switchers	2x Infineon IPW60R099P6 (600V, 24A @ 100°C, Rds(on): 0.099Ohm)
Digital Controllers	2x Texas Instruments UCD3138A
MCU	Microchip PIC32MM0064GPM036
Topology	Primary side: Semi-Digital, Interleaved PFC, Half-Bridge & LLC converter Secondary side: Synchronous Rectification & DC-DC converters
Secondary Side	
+12V MOSFETs	10x Infineon BSC014N04LS (40V, 125A @ 100°C, Rds(on): 1.4mOhm)
5V & 3.3V	DC-DC Converters: 6x UBIQ QM3054M6 (30V, 61A @ 100°C, Rds(on): 4.8mOhm) PWM Controller(s): uPI-Semi uP3861P
Filtering Capacitors	Electrolytic: 1x Nichicon (2-5,000h @ 105°C, HD), 2x Nippon Chemi-Con (1-5,000h @ 105°C, KZE), 4x Nippon Chemi-Con (4-10,000h @ 105°C, W), 6x Rubycon (4-10,000h @ 105°C,ZLH), 2x Rubycon (4-10,000h @ 105°C, YXJ), 1x Rubycon (2-10,000h @ 105°C, YXF) Polymer: 20x United Chemi-Con, 20x FPCAP, 1x Rubycon (YXF)
Supervisor IC	Weltrend WT7502R (OVP, UVP, SCP, PG)
Driver IC	2x Texas Instruments UCC27324-Q1
Fan Controller	Microchip PIC32MM0064GPM036
Fan Model	Corsair NR140P (140mm, 12V, 0.22A, Fluid Dynamic Bearing Fan)
5VSB Circuit	
Rectifier	1x Silan SVF4N65RD (650V, 2.5A @ 100°C, Rds(on): 2.7 Ohm) FET & 1x PS1045L SBR (45V, 10A)
Standby PWM Controller	On Bright OB5282CP

Test Results

Temperature & Compliance Info

Temperature Range (°C /°F)	28-32 / 82.4-89.6
ErP Lot 3/6 Ready	✓
(EU) No 617/2013 Compliance	✓
ALPM (Alternative Low Power Mode) compatible	✓
ATX v3.1 PSU Power Excursion	✓

Performance Summary

115V

Accredited	
Average Efficiency (>1450 load combinations)	90.022%
Average Noise Output (>1450 Load Combinations)	21.85dBA
Average PF (>1450 Load Combinations)	0.991
Efficiency With 10W (≤500W) or 2% (>500W) Load	72.412%
Standby Power Consumption	0.0180W
Non-Accredited	
12V Ripple (Full Load)	28.96mV
5V Ripple (Full Load)	12.72mV
3.3V Ripple (Full Load)	13.20mV
5VSB Ripple (Full Load)	10.17mV
12V Load Regulation	0.76%
5V Load Regulation	0.28%
3.3V Load Regulation	0.55%
5VSB Load Regulation	1.06%
Inrush Current	12.250A

230V

Accredited	
Average Efficiency (>1450 load combinations)	91.597%
Average Noise Output (>1450 Load Combinations)	21.71dBA
Average PF (>1450 Load Combinations)	0.946
Efficiency With 10W (≤500W) or 2% (>500W) Load	70.441%
Standby Power Consumption	0.0855W
Non-Accredited	
12V Ripple (Full Load)	27.66mV
5V Ripple (Full Load)	13.90mV
3.3V Ripple (Full Load)	15.22mV

5VSB Ripple (Full Load)	10.50mV	
12V Load Regulation	0.82%	
5V Load Regulation	0.22%	
3.3V Load Regulation	0.61%	
5VSB Load Regulation	1.04%	
Inrush Current	28.100A	
12V Transient Response (200%)	11.48V	
5V Transient Response (200%)	4.941V	
3.3V Transient Response (200%)	3.129V	
5VSB Transient Response (200%)	4.900V	
Hold-Up Time & PWR_OK Signal	22.70ms	
AC Loss to PWR_OK Hold Up Time	17.70ms	
PWR_OK Inactive to DC Loss Delay	5.00ms	
PSU Timings: T1 (20% / 100%)	62.0ms	64.0ms
PSU Timings: T3 (20% / 100%)	142.0ms	141.0ms
12V OCP (28.2°C / 42.3°C)	104.20A (125.09%), 12.122V	104.20A (125.09%), 12.132V
5V OCP (28.2°C / 42.3°C)	35.5A (142.00%), 5.037V	35.3A (141.20%), 5.042V
3.3V OCP (28.2°C / 42.3°C)	35.7A (142.80%), 3.27V	35.7A (142.80%), 3.267V
5VSB OCP (28.2°C / 42.3°C)	4.6A (153.33%), 4.85V	4.6A (153.33%), 4.832V
OPP (29.62°C / 41.92°C)	123.70%	123.71%

Hold-Up Time & PWR_OK Signal

Hold-Up Time (ms)	22.7
AC Loss to PWR_OK Hold Up Time (ms)	17.7
PWR_OK Inactive to DC Loss Delay (ms)	5

Vampire Power

Tables

115V

Detailed Results						
	Average	Min	Limit Min	Max	Limit Max	Result
Mains Voltage RMS:	115.07 V	115.04 V	113.85 V	115.11 V	116.15 V	PASS
Mains Frequency:	60.00 Hz	59.99 Hz	59.40 Hz	60.01 Hz	60.60 Hz	PASS
Mains Voltage CF:	1.416	1.415	1.340	1.418	1.490	PASS
Mains Voltage THD:	0.13 %	0.10 %	N/A	0.17 %	2.00 %	PASS
Real Power:	0.018 W	0.014 W	N/A	0.021 W	N/A	N/A
Apparent Power:	10.381 W	10.144 W	N/A	10.622 W	N/A	N/A
Power Factor:	0.002	N/A	N/A	N/A	N/A	N/A

230V

Detailed Results						
	Average	Min	Limit Min	Max	Limit Max	Result
Mains Voltage RMS:	231.05 V	230.94 V	227.70 V	231.10 V	232.30 V	PASS
Mains Frequency:	50.00 Hz	49.99 Hz	49.50 Hz	50.01 Hz	50.50 Hz	PASS
Mains Voltage CF:	1.417	1.417	1.340	1.419	1.490	PASS
Mains Voltage THD:	0.17 %	0.15 %	N/A	0.27 %	2.00 %	PASS
Real Power:	0.085 W	0.071 W	N/A	0.116 W	N/A	N/A
Apparent Power:	34.955 W	34.515 W	N/A	35.428 W	N/A	N/A
Power Factor:	0.002	N/A	N/A	N/A	N/A	N/A

Efficiency Graph

115V

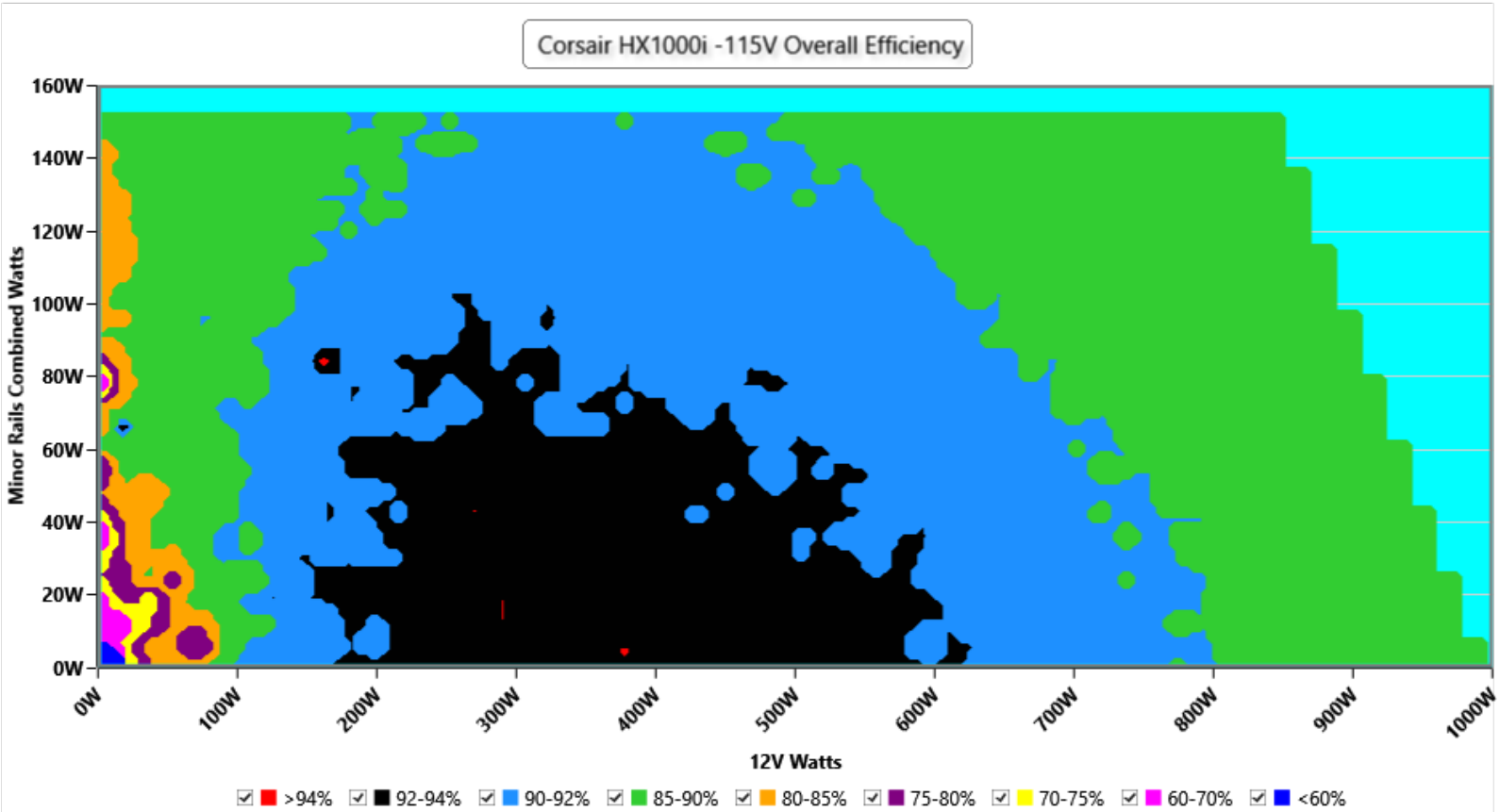

INFO

This graph depicts the PSU`s efficiency throughout its entire operational range. For the generation of the efficiency and noise graphs we set our loaders to auto mode through our custom-made software before trying thousands of possible load combinations

230V

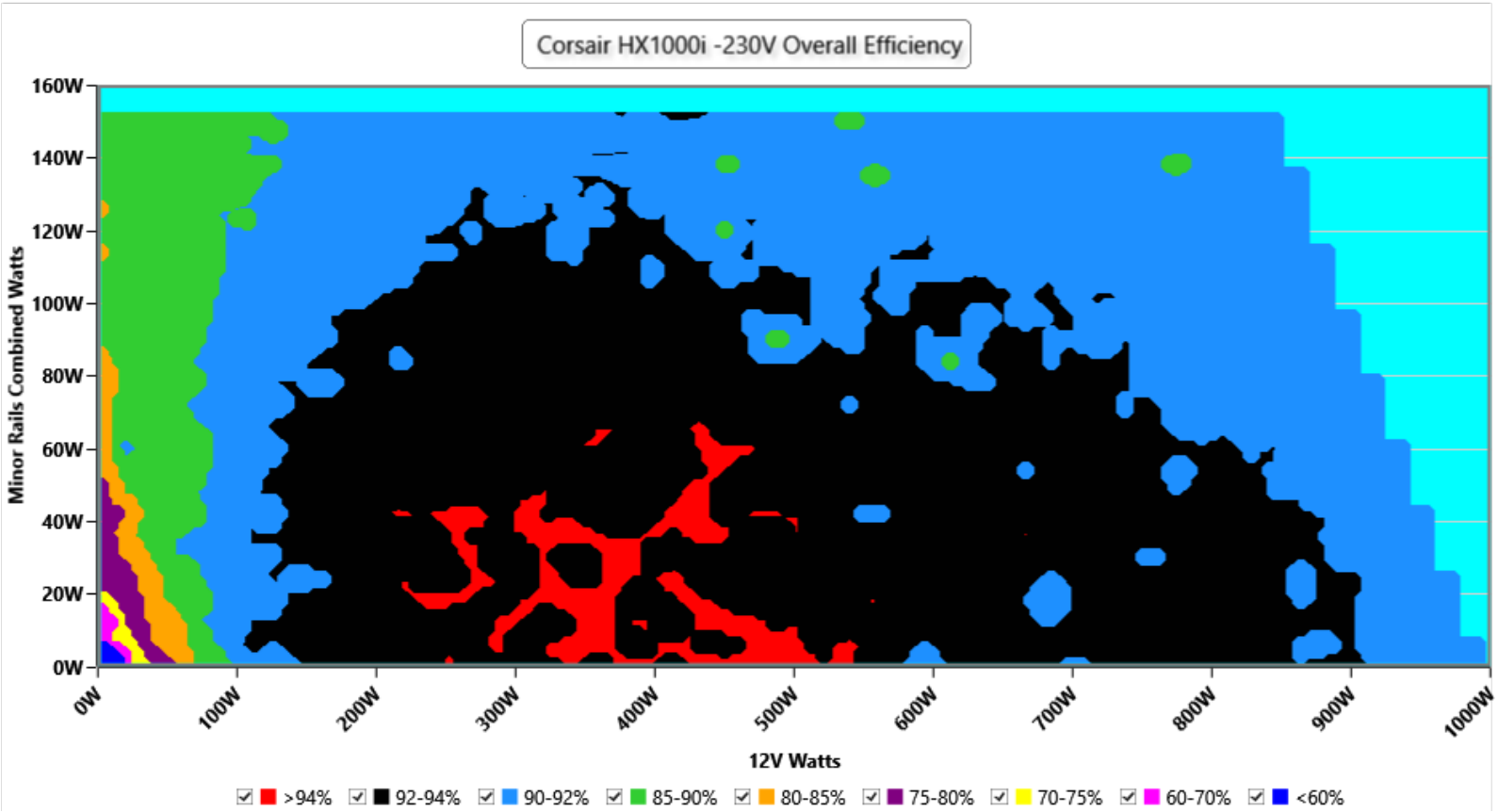

INFO

This graph depicts the PSU`s efficiency throughout its entire operational range. For the generation of the efficiency and noise graphs we set our loaders to auto mode through our custom-made software before trying thousands of possible load combinations

Noise Graph

115V

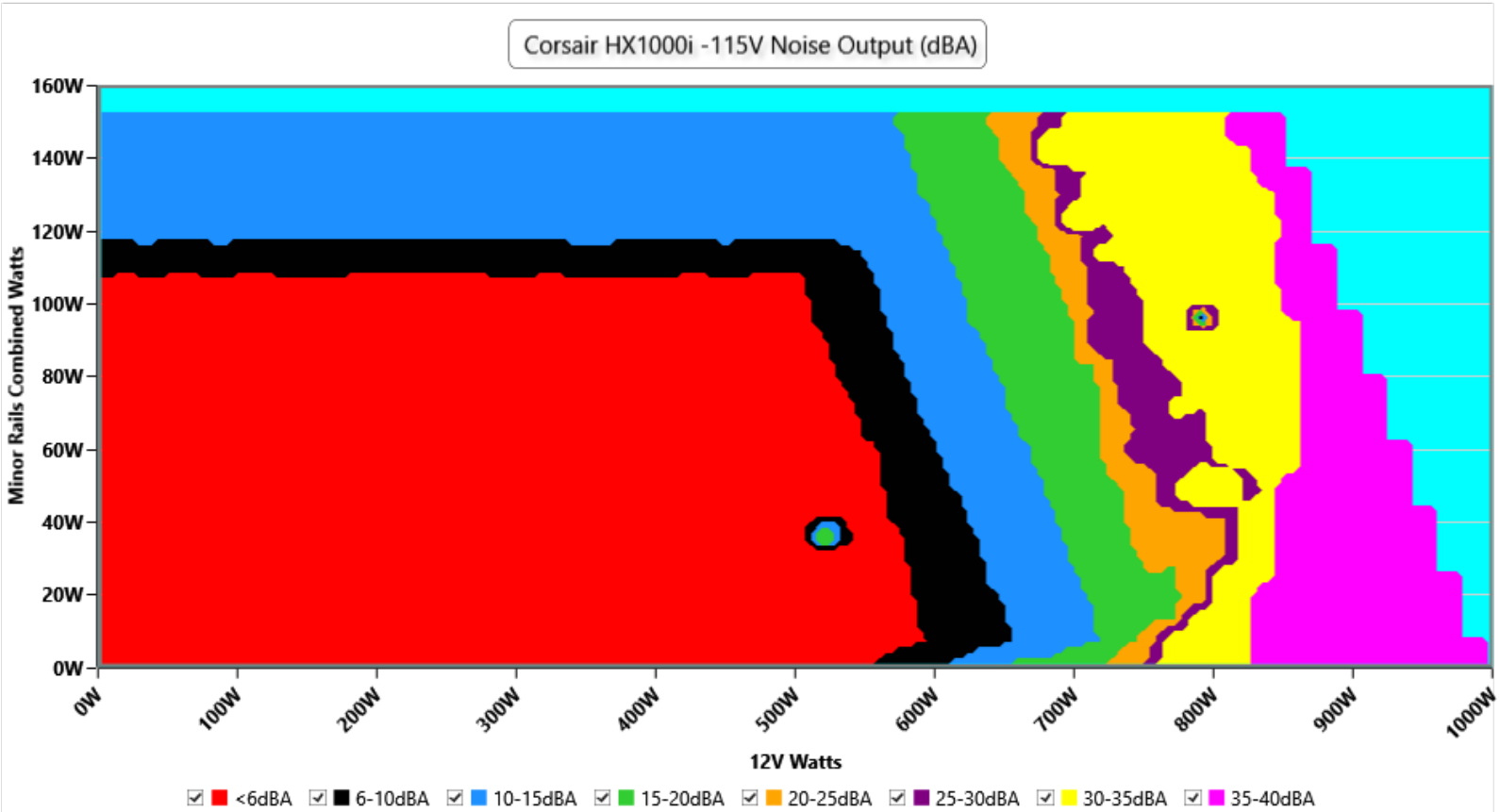

INFO

The PSU`s noise in its entire operational range and under 30-32 °C ambient is depicted in this graph. The X axis represents the load on the +12V rail(s) while the Y axis is the load on the minor rails

230V

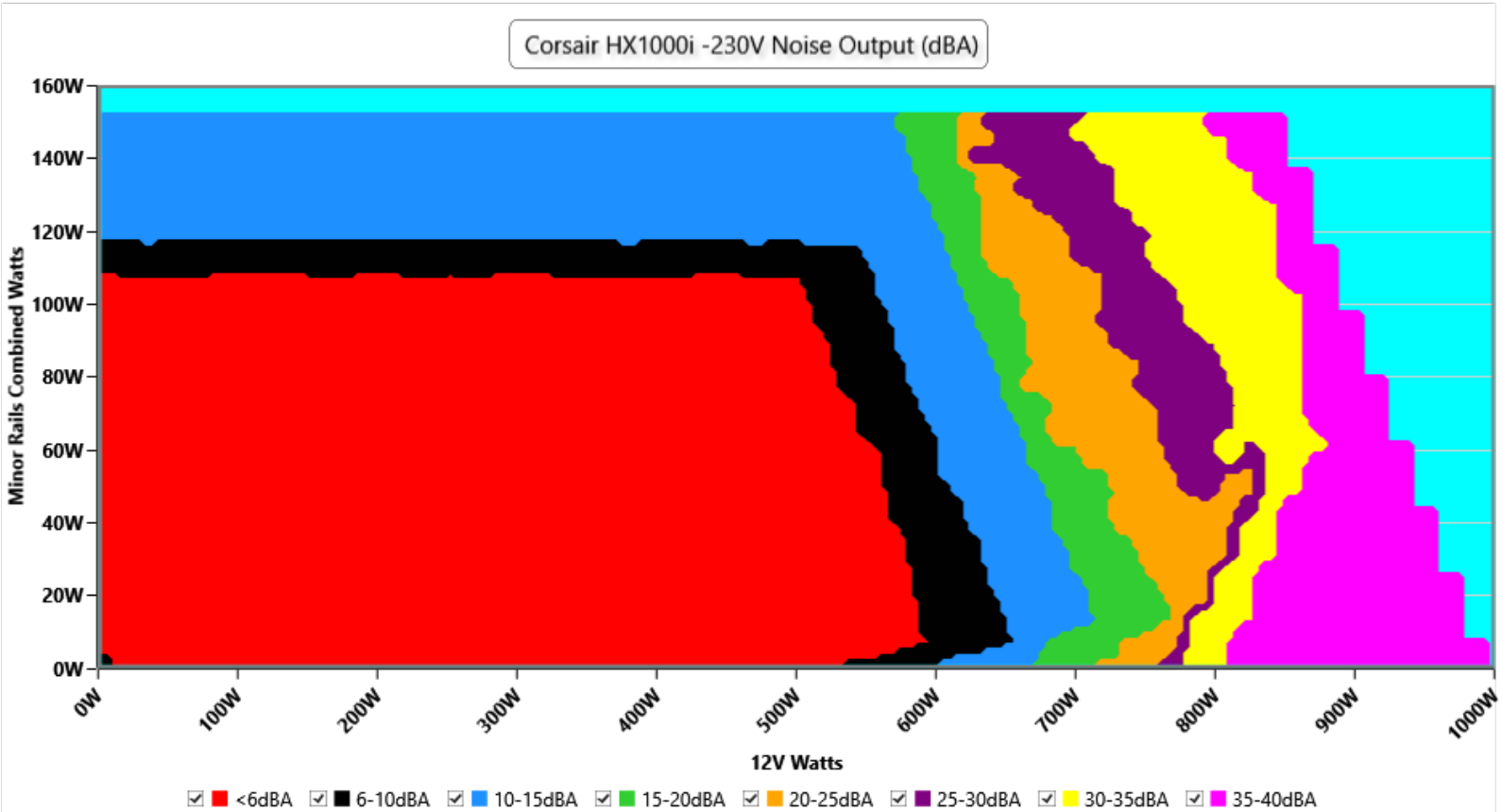

INFO

The PSU`s noise in its entire operational range and under 30-32 °C ambient is depicted in this graph. The X axis represents the load on the +12V rail(s) while the Y axis is the load on the minor rails

Indicative Performance

Efficiency under high ambient temperature

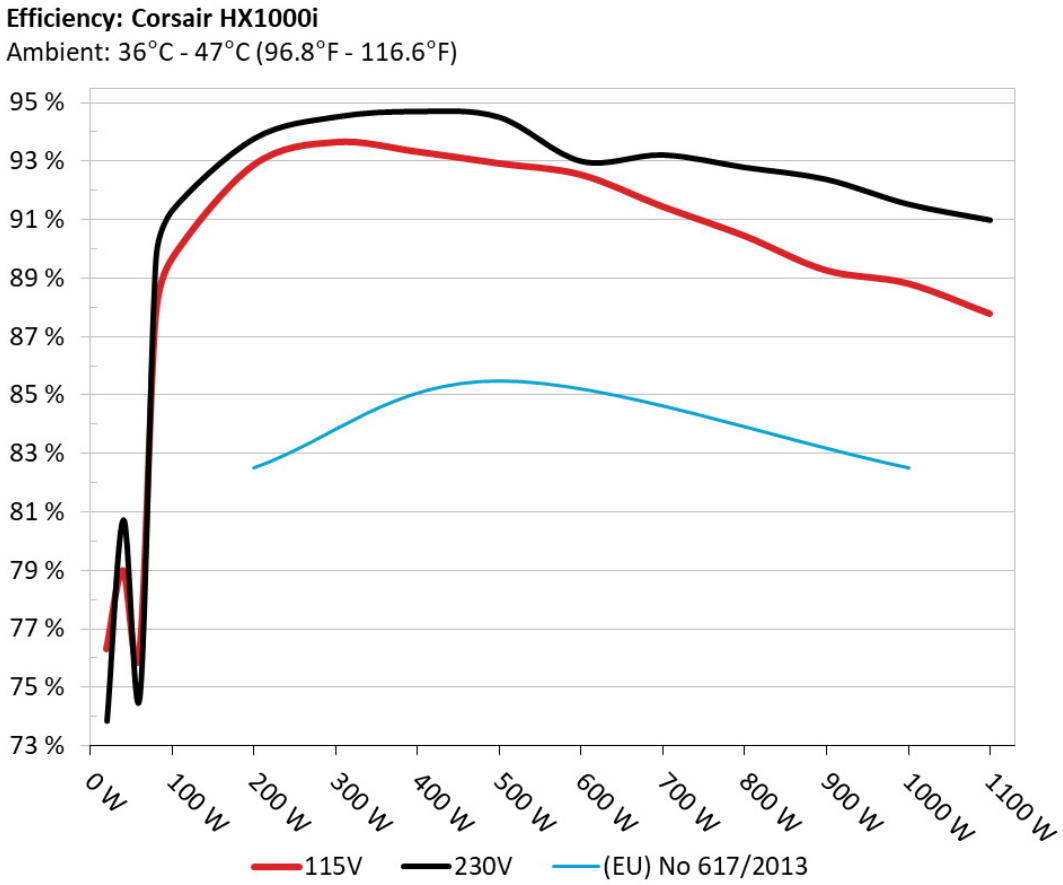

INFO

The PSU`s efficiency under high ambient temperatures with 115V and 230V input. For this graph the results of the 10-110% load regulation table are used

5VSB Efficiency

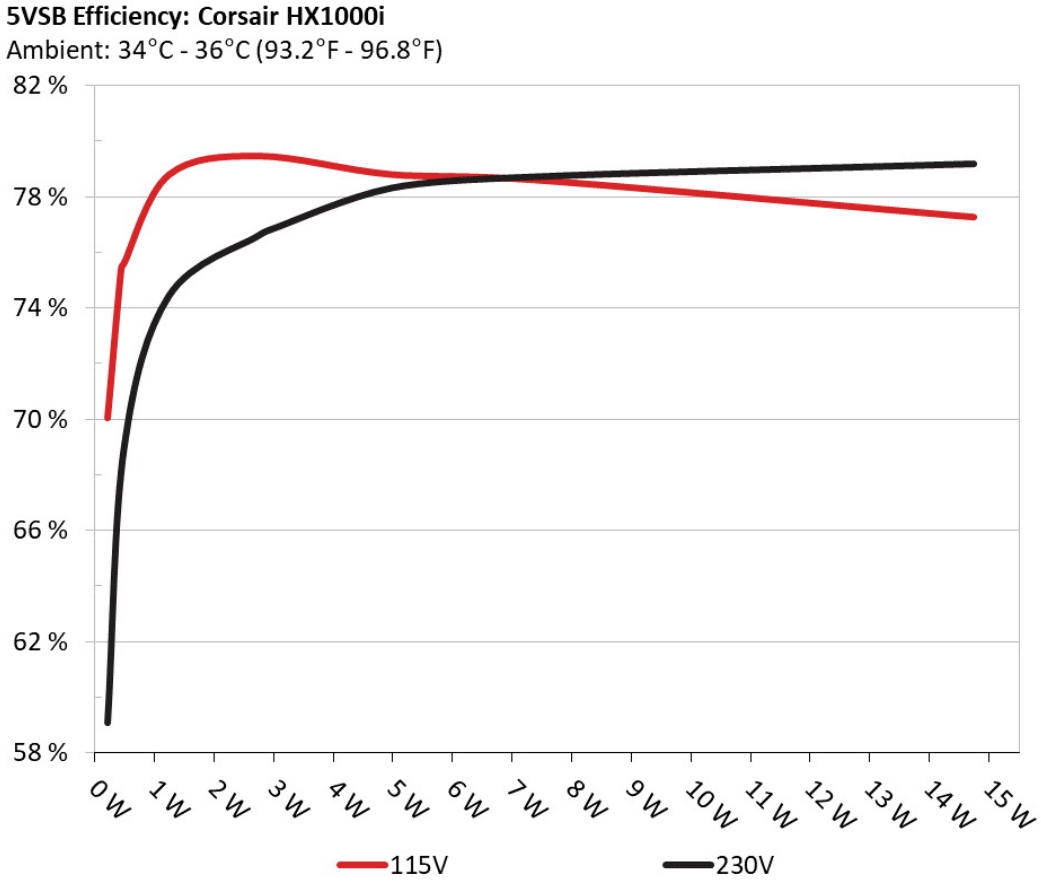

INFO

This graph depicts the efficiency levels of the 5VSB rail with 115V and 230V input

5VSB Efficiency (ERP LOT 3/6 & CEC)

115V

Test #	5VSB	DC/AC (Watts)	Efficiency	PF/AC Volts
1	**0.045A**	0.226W	70.039%	0.031
	5.018V	0.323W		114.83V
2	**0.09A**	0.452W	75.386%	0.057
	5.017V	0.597W		114.83V
3	**0.55A**	2.751W	79.448%	0.273
	5.001V	3.463W		114.84V
4	**1A**	4.985W	78.784%	0.393
	4.985V	6.327W		114.85V
5	**1.5A**	7.452W	78.58%	0.465
	4.968V	9.483W		114.83V
6	**3A**	14.744W	77.255%	0.536
	4.915V	19.085W		114.83V

230V

Test #	5VSB	DC/AC (Watts)	Efficiency	PF/AC Volts
1	**0.045A**	0.226W	59.078%	0.011
	5.019V	0.383W		229.86V
2	**0.6A**	3W	76.868%	0.107
	5V	3.904W		229.87V
3	**0.55A**	2.751W	76.615%	0.099
	5.001V	3.591W		229.85V
4	**1A**	4.986W	78.334%	0.166
	4.986V	6.365W		229.84V
5	**1.5A**	7.452W	78.745%	0.23
	4.968V	9.463W		229.84V
6	**3A**	14.746W	79.203%	0.336
	4.915V	18.619W		229.82V

Protection Features

OCP (Cold @ 28.2°C)	12V: 104.20A (125.09%), 12.122V 5V: 35.5A (142.00%), 5.037V 3.3V: 35.7A (142.80%), 3.27V 5VSB: 4.6A (153.33%), 4.85V
OCP (Hot) @ 42.3°C)	12V: 104.20A (125.09%), 12.132V 5V: 35.3A (141.20%), 5.042V 3.3V: 35.7A (142.80%), 3.267V 5VSB: 4.6A (153.33%), 4.832V
OPP (Cold @ 29.6°C)	1237.02W (123.70%)
OPP (Hot @ 41.9°C)	1237.08W (123.71%)
OTP	✓ (133°C @ Secondary Side)
SCP	12V to Earth: ✓ 5V to Earth: ✓ 3.3V to Earth: ✓ 5VSB to Earth: ✓ -12V to Earth: ✓
PWR_OK	Proper Operation
NLO	✓
Fan Failure Protection	✓
SIP	Surge: MOV Inrush: NTC & Bypass Relay

Supplementary Tests (For Reference)

Typical Load Tests

115V

Test	12V	5V	3.3V	5VSB	DC/AC (Watts)	Efficiency	Fan Speed (RPM)	PSU Noise (dB[A])	Temps (In/Out)	PF/AC Volts
10%	**6.428A**	**1.972A**	**2A**	**0.989A**	99.978	89.156%	0	<6.0	47.03°C	0.96
	12.194V	5.069V	3.299V	5.058V	112.21				40.06°C	114.8V

Test	12V	5V	3.3V	5VSB	DC/AC (Watts)	Efficiency	Fan Speed (RPM)	PSU Noise (dB[A])	Temps (In/Out)	PF/AC Volts
20%	**13.871A**	**2.959A**	**3.002A**	**1.187A**	199.925	92.361%	0	<6.0	47.65°C	0.987
	12.186V	5.068V	3.297V	5.055V	216.557				40.52°C	114.78V
30%	**21.672A**	**3.453A**	**3.504A**	**1.386A**	299.962	93.139%	0	<6.0	47.99°C	0.994
	12.177V	5.067V	3.296V	5.05V	322.097				41.23°C	114.74V
40%	**29.437A**	**3.947A**	**4.007A**	**1.586A**	399.458	92.817%	0	<6.0	51.36°C	0.994
	12.170V	5.067V	3.294V	5.046V	430.25				41.8°C	114.7V
50%	**36.891A**	**4.934A**	**5.013A**	**1.785A**	499.199	92.416%	0	<6.0	53°C	0.995
	12.163V	5.067V	3.292V	5.043V	539.771				42.01°C	114.67V
60%	**44.510A**	**5.924A**	**6.018A**	**1.985A**	599.735	92.029%	440	<6.0	42.68°C	0.997
	12.131V	5.064V	3.29V	5.037V	652.013				58.32°C	114.66V
70%	**51.932A**	**6.915A**	**7.026A**	**2.186A**	699.471	90.944%	636	12.7	43.41°C	0.998
	12.138V	5.062V	3.288V	5.033V	769.092				59.25°C	114.63V
80%	**59.503A**	**7.906A**	**8.032A**	**2.287A**	799.496	89.945%	1267	36.3	43.8°C	0.998
	12.127V	5.059V	3.286V	5.029V	889.992				54.32°C	114.58V
90%	**67.408A**	**8.402A**	**8.524A**	**2.388A**	899.321	88.767%	1562	41.1	44.49°C	0.999
	12.118V	5.058V	3.285V	5.025V	1013.35				57.78°C	114.53V
100%	**75.122A**	**8.899A**	**9.046A**	**2.992A**	999.292	88.316%	1589	42.4	45.62°C	0.999
	12.109V	5.056V	3.283V	5.013V	1132.6				58.05°C	114.5V
110%	**82.780A**	**9.892A**	**10.149A**	**2.993A**	1099.914	87.281%	1867	46.2	46°C	0.998
	12.100V	5.054V	3.281V	5.012V	1259.7				59.02°C	114.47V
CL1	**0.114A**	**17.852A**	**18.184A**	**0A**	151.275	84.311%	616	11.6	41.58°C	0.981
	12.185V	5.057V	3.277V	5.114V	179.351				58.29°C	114.79V
CL2	**0.113A**	**24.68A**	**0A**	**0A**	126.231	84.065%	766	19.5	42.09°C	0.975
	12.190V	5.059V	3.284V	5.126V	151.763				52.06°C	114.8V
CL3	**0.113A**	**0A**	**25.161A**	**0A**	83.881	76.831%	941	26.3	41.19°C	0.956
	12.189V	5.067V	3.279V	5.078V	109.172				48.55°C	114.81V
CL4	**82.547A**	**0A**	**0A**	**0A**	999.85	88.908%	1383	38.3	44.69°C	0.999
	12.112V	5.063V	3.291V	5.04V	1124.555				65.23°C	114.51V

The results above are not used in the certification process

230V

Test	12V	5V	3.3V	5VSB	DC/AC (Watts)	Efficiency	Fan Speed (RPM)	PSU Noise (dB[A])	Temps (In/Out)	PF/AC Volts
10%	**6.426A**	**1.973A**	**1.999A**	**0.989A**	99.978	90.808%	0	<6.0	46.76°C	0.791
	12.198V	5.066V	3.301V	5.055V	110.074				40.06°C	229.85V
20%	**13.867A**	**2.961A**	**3.001A**	**1.188A**	199.925	93.261%	0	<6.0	46.61°C	0.914
	12.188V	5.065V	3.299V	5.051V	214.335				40.74°C	229.82V
30%	**21.668A**	**3.456A**	**3.503A**	**1.387A**	299.964	94.001%	0	<6.0	48.14°C	0.943
	12.180V	5.064V	3.297V	5.046V	319.113				41.14°C	229.8V
40%	**29.434A**	**3.95A**	**4.006A**	**1.587A**	399.45	94.188%	0	<6.0	49.16°C	0.94
	12.171V	5.063V	3.295V	5.041V	424.75				41.62°C	229.78V
50%	**36.889A**	**4.939A**	**5.011A**	**1.787A**	499.196	93.994%	0	<6.0	50.34°C	0.944
	12.164V	5.062V	3.293V	5.038V	531.35				42.43°C	229.8V
60%	**44.532A**	**5.928A**	**6.018A**	**1.987A**	599.743	92.486%	433	<6.0	42.74°C	0.974
	12.125V	5.061V	3.29V	5.035V	647.943				52.52°C	229.71V
70%	**51.947A**	**6.917A**	**7.025A**	**2.186A**	699.469	92.7%	631	12.2	43.03°C	0.985
	12.134V	5.06V	3.288V	5.031V	754.663				56.56°C	229.73V
80%	**59.509A**	**7.905A**	**8.033A**	**2.287A**	799.498	92.276%	1205	34.2	43.79°C	0.987
	12.126V	5.059V	3.286V	5.029V	866.357				56.95°C	229.71V
90%	**67.415A**	**8.403A**	**8.524A**	**2.388A**	899.305	91.868%	1348	37.4	44.63°C	0.989
	12.117V	5.057V	3.284V	5.025V	978.909				57.41°C	229.69V
100%	**75.132A**	**8.9A**	**9.047A**	**2.993A**	999.314	91.02%	1562	41.1	45.75°C	0.99
	12.107V	5.056V	3.283V	5.012V	1097.959				59.01°C	229.67V
110%	**82.793A**	**9.893A**	**10.151A**	**2.993A**	1099.931	90.473%	1797	44.5	46.64°C	0.991
	12.098V	5.054V	3.28V	5.011V	1215.77				59.59°C	229.66V
CL1	**0.114A**	**17.852A**	**18.19A**	**0A**	151.277	85.321%	616	11.6	42.46°C	0.896
	12.185V	5.057V	3.276V	5.114V	177.27				55.56°C	229.81V
CL2	**0.113A**	**24.682A**	**0A**	**0A**	126.233	84.002%	767	19.5	42.97°C	0.837
	12.190V	5.059V	3.284V	5.127V	150.893				50.81°C	229.83V
CL3	**0.113A**	**0A**	**25.165A**	**0A**	83.881	77.876%	942	26.3	41.92°C	0.787
	12.189V	5.067V	3.278V	5.077V	107.712				48.02°C	229.83V

Test	12V	5V	3.3V	5VSB	DC/AC (Watts)	Efficiency	Fan Speed (RPM)	PSU Noise (dB[A])	Temps (In/Out)	PF/AC Volts
CL4	**82.567A**	**0A**	**0A**	**0A**	999.95	91.298%	1453	40	44.99°C	0.99
	12.111V	5.062V	3.291V	5.039V	1095.48				57.16°C	229.7V

The results above are not used in the certification process

Light Load Tests

115V

Test	12V	5V	3.3V	5VSB	DC/AC (Watts)	Efficiency	Fan Speed (RPM)	PSU Noise (dB[A])	Temps (In/Out)	PF/AC Volts
20W	**1.216A**	**0.493A**	**0.5A**	**0.197A**	19.992	75.827%	0	<6.0	42.13°C	0.625
	12.201V	5.067V	3.3V	5.066V	26.602				36.38°C	114.83V
40W	**2.680A**	**0.691A**	**0.7A**	**0.296A**	39.994	78.51%	0	<6.0	44.53°C	0.894
	12.199V	5.068V	3.3V	5.065V	51.063				37.03°C	114.83V
60W	**4.142A**	**0.887A**	**0.899A**	**0.395A**	59.994	75.642%	0	<6.0	44.3°C	0.939
	12.199V	5.07V	3.301V	5.065V	80.02				38.12°C	114.8V
80W	**5.600A**	**1.085A**	**1.099A**	**0.494A**	79.927	87.166%	0	<6.0	45.17°C	0.904
	12.195V	5.07V	3.301V	5.064V	91.075				39.14°C	114.81V

The results above are not used in the certification process

230V

Test	12V	5V	3.3V	5VSB	DC/AC (Watts)	Efficiency	Fan Speed (RPM)	PSU Noise (dB[A])	Temps (In/Out)	PF/AC Volts
20W	**1.216A**	**0.493A**	**0.5A**	**0.198A**	19.991	73.338%	0	<6.0	41.12°C	0.456
	12.204V	5.065V	3.301V	5.064V	27.318				37.44°C	229.85V
40W	**2.678A**	**0.691A**	**0.7A**	**0.296A**	39.994	80.214%	0	<6.0	41.49°C	0.616
	12.206V	5.066V	3.301V	5.064V	49.639				37.26°C	229.84V
60W	**4.140A**	**0.888A**	**0.899A**	**0.395A**	59.994	82.913%	0	<6.0	44.68°C	0.687
	12.204V	5.067V	3.303V	5.063V	72.258				38.91°C	229.83V
80W	**5.598A**	**1.085A**	**1.099A**	**0.494A**	79.927	89.186%	0	<6.0	44.78°C	0.749
	12.200V	5.067V	3.302V	5.062V	89.602				39.14°C	229.83V

The results above are not used in the certification process

Ripple Measurements

115V

Test	12V	5V	3.3V	5VSB	Pass/Fail
10% Load	15.6 mV	8.5 mV	9.2 mV	5.1 mV	Pass
20% Load	16.1 mV	9.9 mV	10.3 mV	6.0 mV	Pass
30% Load	17.0 mV	11.6 mV	10.9 mV	6.3 mV	Pass
40% Load	19.4 mV	8.5 mV	8.3 mV	5.3 mV	Pass
50% Load	18.8 mV	8.6 mV	8.6 mV	5.3 mV	Pass
60% Load	17.1 mV	9.5 mV	9.9 mV	6.0 mV	Pass
70% Load	16.8 mV	8.9 mV	10.2 mV	6.0 mV	Pass
80% Load	16.9 mV	8.7 mV	10.1 mV	6.9 mV	Pass
90% Load	19.1 mV	9.8 mV	11.0 mV	7.2 mV	Pass
100% Load	29.0 mV	12.7 mV	13.2 mV	10.2 mV	Pass
110% Load	30.2 mV	11.9 mV	13.9 mV	9.5 mV	Pass
Crossload 1	25.0 mV	15.6 mV	14.1 mV	7.2 mV	Pass
Crossload 2	16.6 mV	18.2 mV	9.6 mV	6.5 mV	Pass
Crossload 3	20.0 mV	11.2 mV	13.2 mV	7.4 mV	Pass
Crossload 4	29.9 mV	13.0 mV	13.3 mV	7.7 mV	Pass

The results above are not used in the certification process

230V

Test	12V	5V	3.3V	5VSB	Pass/Fail
10% Load	12.6 mV	8.7 mV	8.5 mV	5.6 mV	Pass
20% Load	12.3 mV	8.3 mV	8.2 mV	4.9 mV	Pass
30% Load	15.5 mV	10.1 mV	9.6 mV	6.0 mV	Pass
40% Load	19.4 mV	9.3 mV	9.1 mV	5.7 mV	Pass
50% Load	22.9 mV	10.1 mV	10.1 mV	6.1 mV	Pass
60% Load	19.7 mV	11.2 mV	10.9 mV	6.8 mV	Pass

Test	12V	5V	3.3V	5VSB	Pass/Fail
70% Load	20.2 mV	12.7 mV	14.8 mV	8.8 mV	Pass
80% Load	21.4 mV	12.4 mV	12.7 mV	8.4 mV	Pass
90% Load	21.7 mV	12.9 mV	12.8 mV	8.2 mV	Pass
100% Load	27.7 mV	13.9 mV	15.2 mV	10.5 mV	Pass
110% Load	30.2 mV	15.7 mV	14.3 mV	10.5 mV	Pass
Crossload 1	26.3 mV	15.6 mV	13.9 mV	7.1 mV	Pass
Crossload 2	15.6 mV	14.2 mV	9.4 mV	5.1 mV	Pass
Crossload 3	17.7 mV	10.9 mV	12.9 mV	7.4 mV	Pass
Crossload 4	29.8 mV	13.2 mV	13.9 mV	9.1 mV	Pass

The results above are not used in the certification process

Corsair HX1000i (ATX v3.1)

Top side

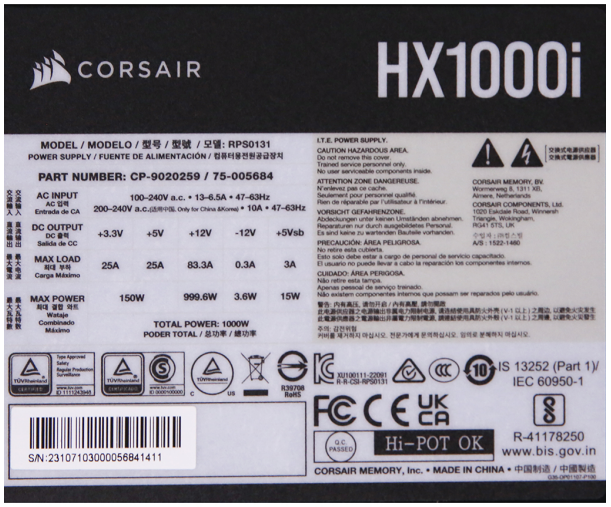

Power specifications label

All data and graphs included in this test report can be used by any individual on the following conditions:

› It should be mentioned that the test results are provided by Cybenetics

› The link to the original test results document should be provided in any case

Cybenetics runs voluntary certification programs for power supplies - ETA for efficiency, LAMBDA for noise and SAFE for safety and correct operation - and for cooling products, with DELTA for chassis soundproofing and PHI for fan airflow and static pressure. THETA rates cooler performance on AMD AM5 and Intel LGA1851 outside ISO 17065 and accreditation scope

CYBENETICS LTD Syrou 6, Latsia, 2231, Nicosia Cyprus

www.cybenetics.com - info@cybenetics.com