ASRock Steel Legend SL-1000G / SL-1000GW

Lab ID AR10002542

ID 252542

ID: 24PS2542A

: Aug 24, 2024

ETA-EMI PSU

115V 230V





LAMBDA PSU

115V 230V









General Information

Test Equipment

Electronic Loads	Chroma 63601-5 x2 Chroma 63600-2 Chroma 63640-80-80 x10 Chroma 63610-80-20
AC Sources	Chroma 6530, APM SP300VAC4000W-P, GW Instek ASR-3500
Power Analyzers	Rohde & Schwarz HMC8015 & NPA701
Oscilloscopes	Picoscope 4444, Siglent SDS2104X PLUS
Sound Analyzer	Bruel & Kjaer 2270 G4
Microphone	Bruel & Kjaer Type 4955-A
Temperature Logger	Picoscope TC-08
Tachometer	UNI-T UT372
Multimeters	Keysight 34465A
EMI Analyzer	TekBox TBMR-110M-EU
Isolation Transformer	4kVA
UPS	FSP Champ Tower 3kVA, CyberPower OLS3000E 3kVA
Testing Methodology	Cybenetics PSU Test Protocol

DUT Information
(Non-accredited measurements)

Product Identification Details	
Brand	ASRock
Model	Steel Legend SL-1000G / SL-1000GW
OEM/ODM	HEC
Serial Number	
Product Specifications	
Manufacturer-Provided Information	
□□□□ (Vrms)	100-240

□□□□ (Arms)	6-12
□□□□ (Hz)	50-60
□□□□ (W)	1000
□□□□□□□□□□ (°C)	
□□	ATX12V
□□□□	Fully Modular
□□	-
Cybenetics Measurements	
Dimensions (W x H x D)	
□□	
□□	135mm Fluid Dynamic Bearing Fan (S1352512EH-3M)
□□□□□	✓ (selectable)
Cybenetics Testing Information	
Lab ID	AR10002542
Date of receipt	Aug 9, 2024
Testing Date	Aug 20, 2024
Report Issued Date	Aug 24, 2024
□□□□□□	The result apply to both the black and white models.
Engineer Name	-
Authorized By the Laboratory Technical Manager	Aristeidis Bitziopoulos
Signature	

□□□□□
(Non-accredited measurements)

□□□□□				
□□	□□□□	□□□□□□	**Gauge**	In Cable Capacitors
ATX □□ 20+4 pin (600mm)	1	1	18AWG	□
4+4 EPS12V□□ (640mm)	2	2	18AWG	□
6+2 pin PCIe□□ (590mm+140mm)	2	4	18AWG	□
6+2 pin PCIe□□ (590mm)	1	1	18AWG	□

12+4 pin PCIe (645mm) (600W)	1	1	16-24AWG	□
SATA□□ (450mm+120mm+120mm)	3	9	18AWG	□
4-pin Molex (440mm+110mm+110mm)	1	3	18AWG	□

□□□□

Over Power Protection	✓
Over Current (+12V) Protection	✓
Over Temperature Protection	✓
Short Circuit Protection	✓
Surge Protection	✓
Inrush Current Protection	✓
Fan Failure Protection	✗

□□□□

□□□		3.3V	5V	12V	5VSB	-12V
□□□□	□□	20	20	83.4	3	0.3
	□	120		1000	15	3.6
□□□□□ (W)		1000				

Parts Description

General Data	
Manufacturer (OEM)	HEC
PCB Type	Double-Sided
Primary Side	
Transient Filter	4x Y caps, 3x X caps, 2x CM chokes, 1x MOV, 1x Power IntegrationsCAP200DG (X capacitor Discharge IC)
Inrush Protection	1x NTC Thermistor 5D-15 (5 Ohm @25°C) & Relay
Bridge Rectifier(s)	2x GBU15K (800V, 15A)
APFC MOSFETs	3x Infineon IPA60R120P7 (650V, 16A @ 100°C, Rds(on): 0.120Ohm)

APFC Boost Diode	1x CREE C6D10065A (650V, 10A @ 155°C)
Bulk Cap(s)	1x Nippon Chemi-Con (400V, 680uF, 2000h @ 105°C, KMW)
Main Switchers	2x Infineon IPA60R099P7 (650V, 20A @ 100°C, Rds(on): 0.099Ohm)
APFC Controller	1x Champion CM6500UNX & 1x Champion CM03X
Resonant Controller	1x Champion CM6901T6X
Topology	Primary side: APFC, Half-Bridge & LLC Resonant converter Secondary side: Synchronous Rectification & DC-DC converters
Secondary Side	
+12V MOSFETs	6x 45013 35009B
5V & 3.3V	DC-DC Converters: 2x Potens PDC39F2BX (30V, 76A @ 100°C, Rds(on): 2.95mOhm) PWM Controller(s): 1x ANPECAPW7159C
Filtering Capacitors	Electrolytic: 2x Nippon Chemi-con (2-5,000 @ 105°C, KZE) 2x Rubycon (2-10,000 @ 105°C, YXF), 2x Rubycon (3-6,000 @ 105°C, YXG), 1x Rubycon (4-10,000 @ 105°C, YXJ), 3x Rubycon (6-10,000 @ 105°C, ZLH), 1x Rubycon (6-10,000 @ 105°C, YXH) Polymer: 32x Nippon Chemi-con
Supervisor IC	Weltrend WT7527RT (OCP, OVP, UVP, SCP, PG)
Fan Controller	Nuvoton MS51FBAE
Fan Model	RLAZ S1352512EH-3M (135mm, 12V, 0.50A, Fluid Dynamic Bearing Fan)
5VSB/12VSB Circuit	
Rectifier	1x PXY PS1060L (60V, 10A)
Standby PWM Controller	Excelliance MOS EM85690

Test Results

Temperature & Compliance Info

□□□□ (°C /°F)	28-32 / 82.4-89.6
□□ ErP Lot 3/6	✓
□□ (EU) No 617/2013□□	✓
□□ ALPM□ Alternative Low Power Mode□	✓

ATX v3.1 PSU □□□□	✓

Performance Summary

115V

Accredited	
□□□□ (>1450 load combinations)	90.065%
Average Noise Output (>1450 Load Combinations)	21.99dBA
PF□□□ (>1450 Load Combinations)	0.980
Efficiency With 10W (≤500W) or 2% (>500W) Load	72.897%
□□□□	0.0480W
Non-Accredited	
12V Ripple (Full Load)	40.28mV
5V Ripple (Full Load)	15.72mV
3.3V Ripple (Full Load)	15.96mV
5VSB Ripple (Full Load)	19.87mV
12V Load Regulation	0.64%
5V Load Regulation	0.47%
3.3V Load Regulation	0.73%
5VSB Load Regulation	2.60%
Inrush Current	33.440A

230V

Accredited	
□□□□ (>1450 load combinations)	92.186%
Average Noise Output (>1450 Load Combinations)	22.25dBA
PF□□□ (>1450 Load Combinations)	0.937
Efficiency With 10W (≤500W) or 2% (>500W) Load	74.319%
□□□□	0.1155W
Non-Accredited	
12V Ripple (Full Load)	37.08mV

5V Ripple (Full Load)		14.91mV
3.3V Ripple (Full Load)		16.95mV
5VSB Ripple (Full Load)		18.97mV
12V Load Regulation		0.65%
5V Load Regulation		0.49%
3.3V Load Regulation		0.76%
5VSB Load Regulation		2.60%
Inrush Current		61.790A
12V Transient Response (200%)		11.30V
5V Transient Response (200%)		4.983V
3.3V Transient Response (200%)		3.133V
5VSB Transient Response (200%)		4.946V
□□□□ & PWR_OK □□		18.90ms
AC Loss to PWR_OK Hold Up Time		16.50ms
PWR_OK Inactive to DC Loss Delay		2.40ms
PSU Timings: T1 (20% / 100%)	51.0ms	47.0ms
PSU Timings: T3 (20% / 100%)	122.0ms	122.0ms
12V OCP (29.6°C / 43.1°C)	94.60A (113.43%), 11.969V	89.80A (107.67%), 12.046V
5V OCP (29.6°C / 43.1°C)	31.1A (155.50%), 5.045V	30.3A (151.50%), 5.046V
3.3V OCP (29.6°C / 43.1°C)	30.4A (152.00%), 3.261V	29.6A (148.00%), 3.265V
5VSB OCP (29.6°C / 43.1°C)	4.6A (153.33%), 5.045V	4.5A (150.00%), 5.048V
OPP (29.51°C / 43.14°C)	109.90%	110.50%

□□□□ & PWR_OK □□

Hold-Up Time (ms)	18.9
AC Loss to PWR_OK Hold Up Time (ms)	16.5
PWR_OK Inactive to DC Loss Delay (ms)	2.4

Tables

115V

Detailed Results						
	Average	Min	Limit Min	Max	Limit Max	Result
Mains Voltage RMS:	115.09 V	115.05 V	113.85 V	115.13 V	116.15 V	PASS
Mains Frequency:	60.00 Hz	59.94 Hz	59.40 Hz	60.02 Hz	60.60 Hz	PASS
Mains Voltage CF:	1.416	1.415	1.340	1.418	1.490	PASS
Mains Voltage THD:	0.13 %	0.08 %	N/A	0.18 %	2.00 %	PASS
Real Power:	0.048 W	-0.001 W	N/A	0.088 W	N/A	N/A
Apparent Power:	12.551 W	12.438 W	N/A	12.660 W	N/A	N/A
Power Factor:	0.006	N/A	N/A	N/A	N/A	N/A

230V

Detailed Results						
	Average	Min	Limit Min	Max	Limit Max	Result
Mains Voltage RMS:	231.06 V	230.96 V	227.70 V	231.12 V	232.30 V	PASS
Mains Frequency:	50.00 Hz	49.99 Hz	49.50 Hz	50.01 Hz	50.50 Hz	PASS
Mains Voltage CF:	1.417	1.417	1.340	1.419	1.490	PASS
Mains Voltage THD:	0.17 %	0.15 %	N/A	0.26 %	2.00 %	PASS
Real Power:	0.116 W	0.073 W	N/A	0.178 W	N/A	N/A
Apparent Power:	42.961 W	42.692 W	N/A	43.264 W	N/A	N/A
Power Factor:	0.002	N/A	N/A	N/A	N/A	N/A

□□□□□□

115V

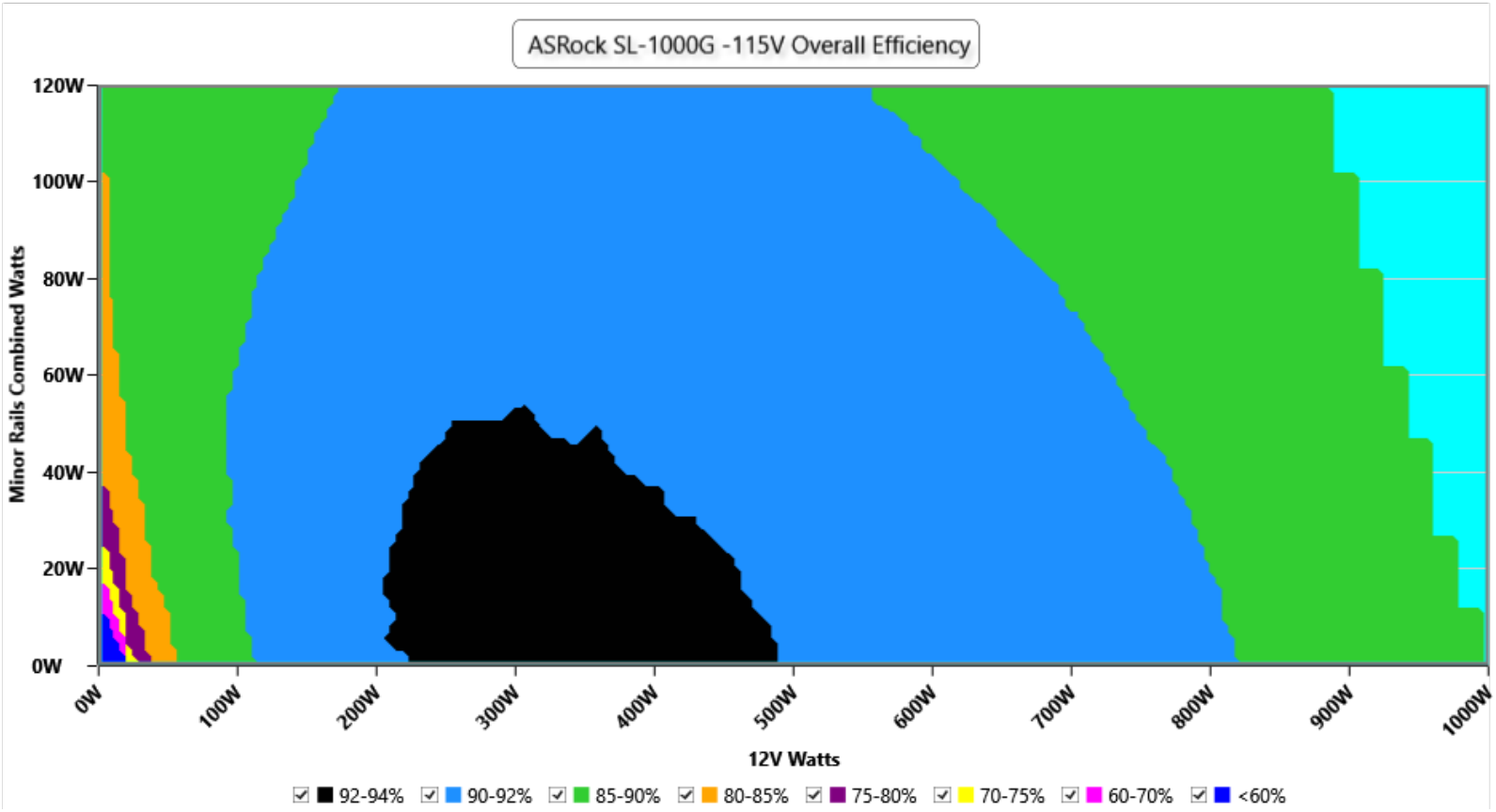

□□

This graph depicts the PSU`s efficiency throughout its entire operational range. For the generation of the efficiency and noise graphs we set our loaders to auto mode through our custom-made software before trying thousands of possible load combinations

230V

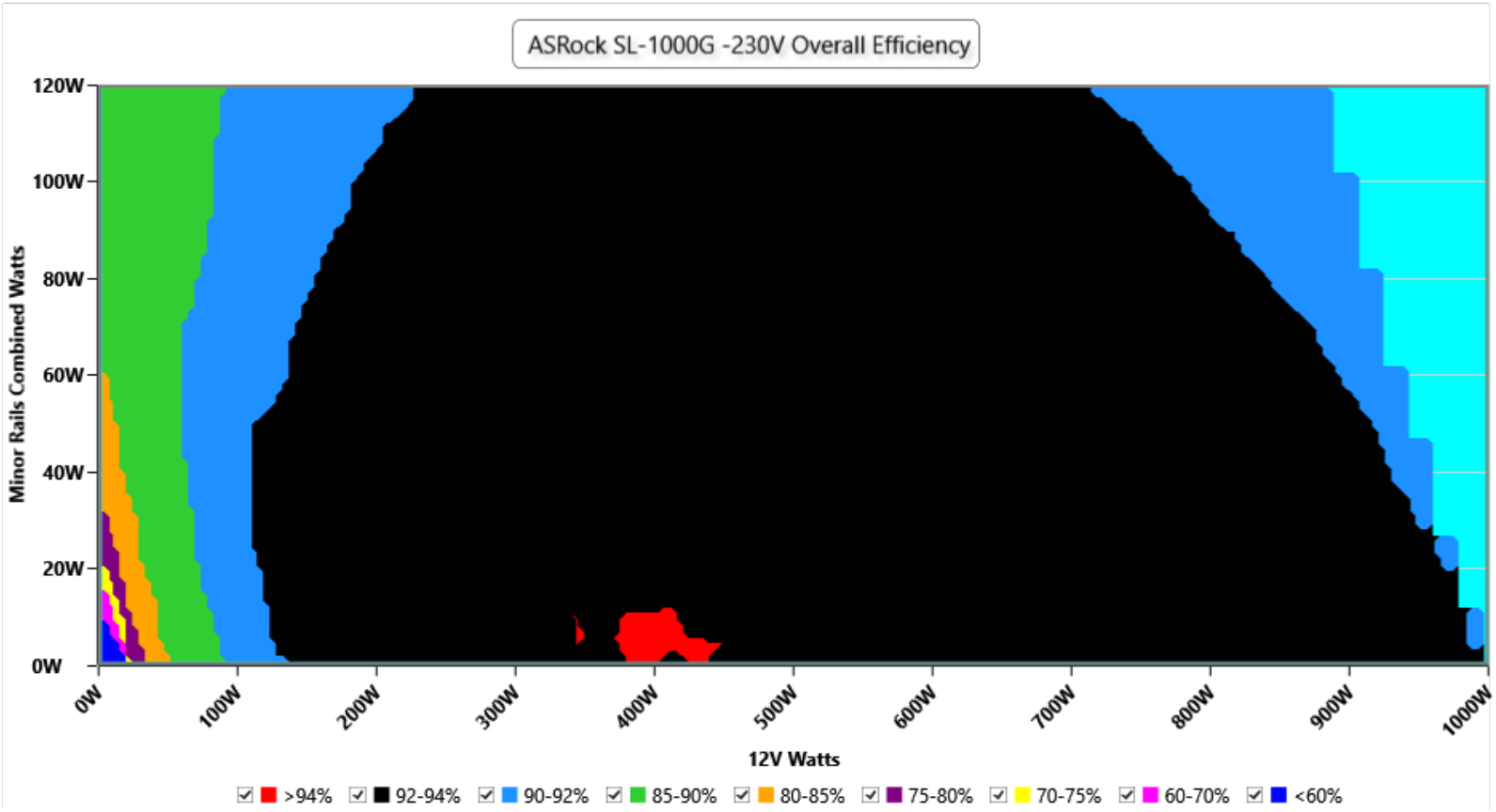

This graph depicts the PSU`s efficiency throughout its entire operational range. For the generation of the efficiency and noise graphs we set our loaders to auto mode through our custom-made software before trying thousands of possible load combinations

□□□

115V

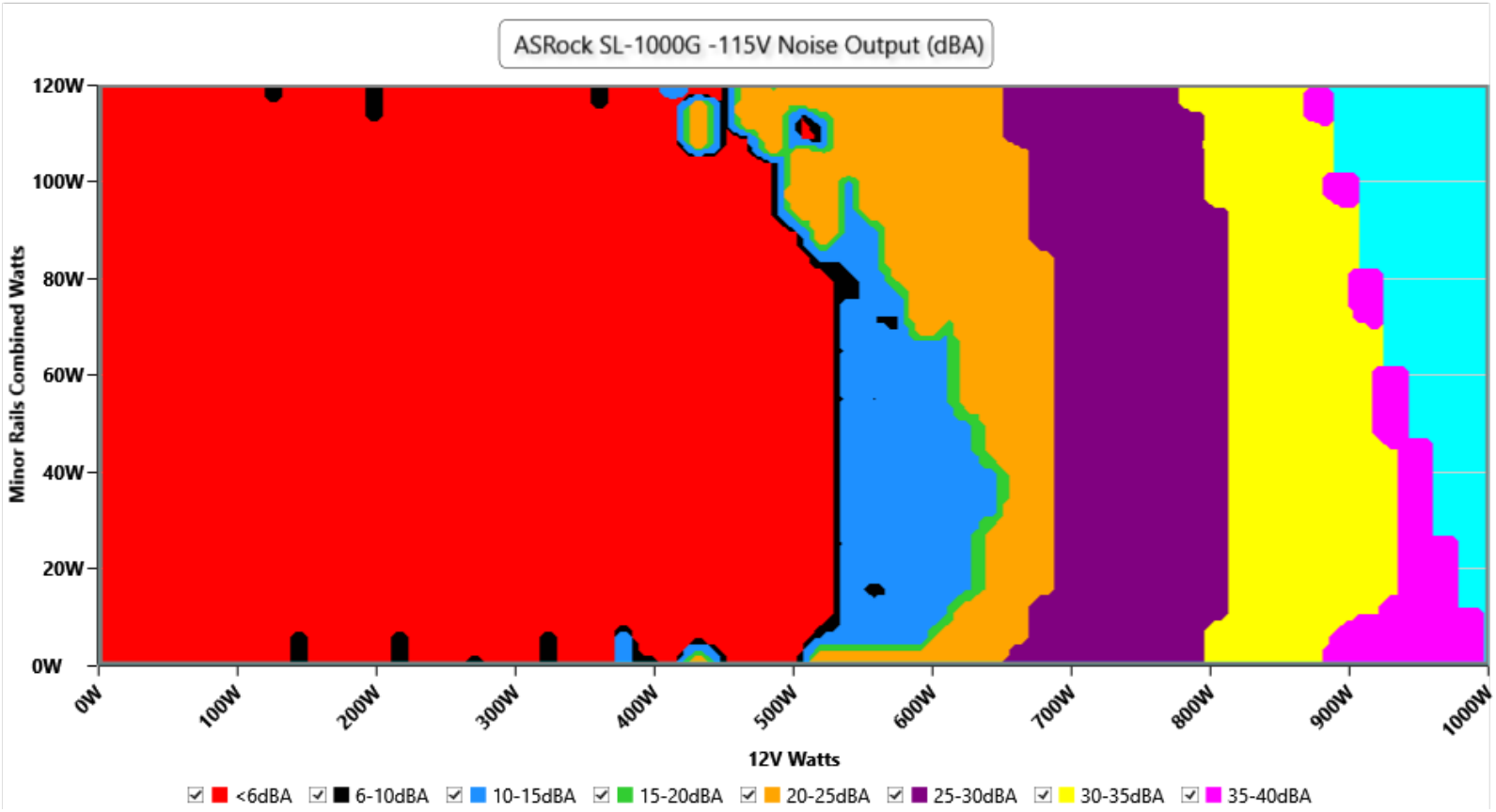

□□

The PSU`s noise in its entire operational range and under 30-32 °C ambient is depicted in this graph. The X axis represents the load on the +12V rail(s) while the Y axis is the load on the minor rails

230V

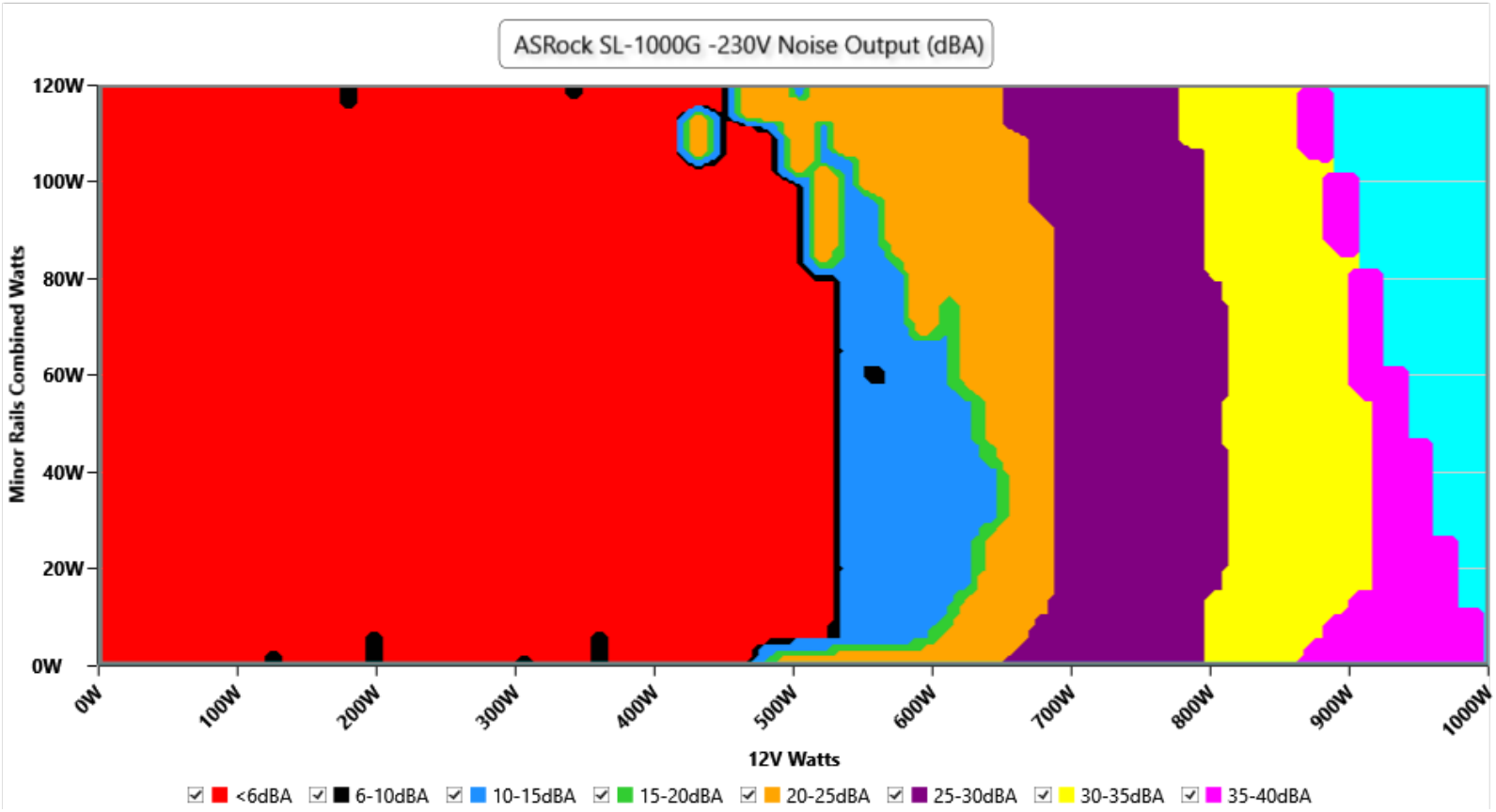

The PSU`s noise in its entire operational range and under 30-32 °C ambient is depicted in this graph. The X axis represents the load on the +12V rail(s) while the Y axis is the load on the minor rails

Noise under high ambient temperature (indicative)

115V

Load	Normal ambient fan · noise · intake	High ambient fan · noise · intake	Noise change
10%	0 RPM · <6.0 dB(A) · 29.3 °C	0 RPM · <6.0 dB(A) · 47.9 °C	fan off in both
20%	0 RPM · <6.0 dB(A) · 31.3 °C	0 RPM · <6.0 dB(A) · 49.2 °C	fan off in both
50%	484 RPM · <6.0 dB(A) · 29.2 °C	505 RPM · <6.0 dB(A) · 42.4 °C	<6.0 in both
100%	1401 RPM · 34.6 dB(A) · 30.3 °C	2005 RPM · 47.0 dB(A) · 45.8 °C	**+12.4 dB(A)**

230V

Load	Normal ambient fan · noise · intake	High ambient fan · noise · intake	Noise change
10%	0 RPM · <6.0 dB(A) · 31.9 °C	0 RPM · <6.0 dB(A) · 47.3 °C	fan off in both
20%	0 RPM · <6.0 dB(A) · 33.0 °C	0 RPM · <6.0 dB(A) · 49.6 °C	fan off in both
50%	491 RPM · <6.0 dB(A) · 29.7 °C	1008 RPM · 24.3 dB(A) · 42.0 °C	<6.0 → 24.3 dB(A)
100%	1405 RPM · 34.7 dB(A) · 29.9 °C	1933 RPM · 44.3 dB(A) · 45.5 °C	**+9.6 dB(A)**

INFO

Fan speed, noise and the measured intake temperature at 10, 20, 50 and 100 % load, from the two load regulation tests: at normal ambient (about 30-32 °C) and at high ambient (about 40-47 °C). These are stabilized readings at fixed loads, not averages over the certification sweep, so they are indicative of how the fan behaves when it is hot. "<6.0" is the floor of our sound meter: the fan is stopped or too quiet to measure (the fan speed column says which); with the fan stopped, the intake sensor can read higher than the chamber air.

Informational. Not part of the ETA or LAMBDA rating.

Indicative Performance

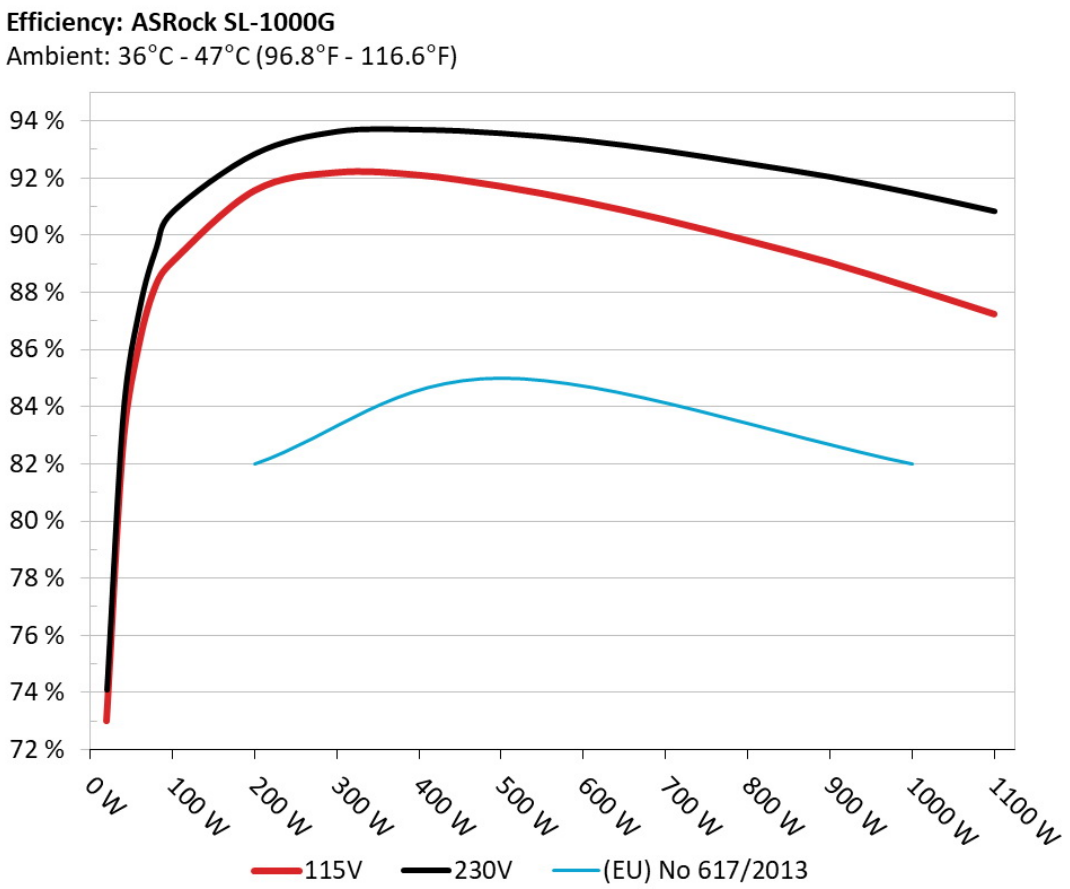

The PSU`s efficiency under high ambient temperatures with 115V and 230V input. For this graph the results of the 10-110% load regulation table are used

5VSB□□

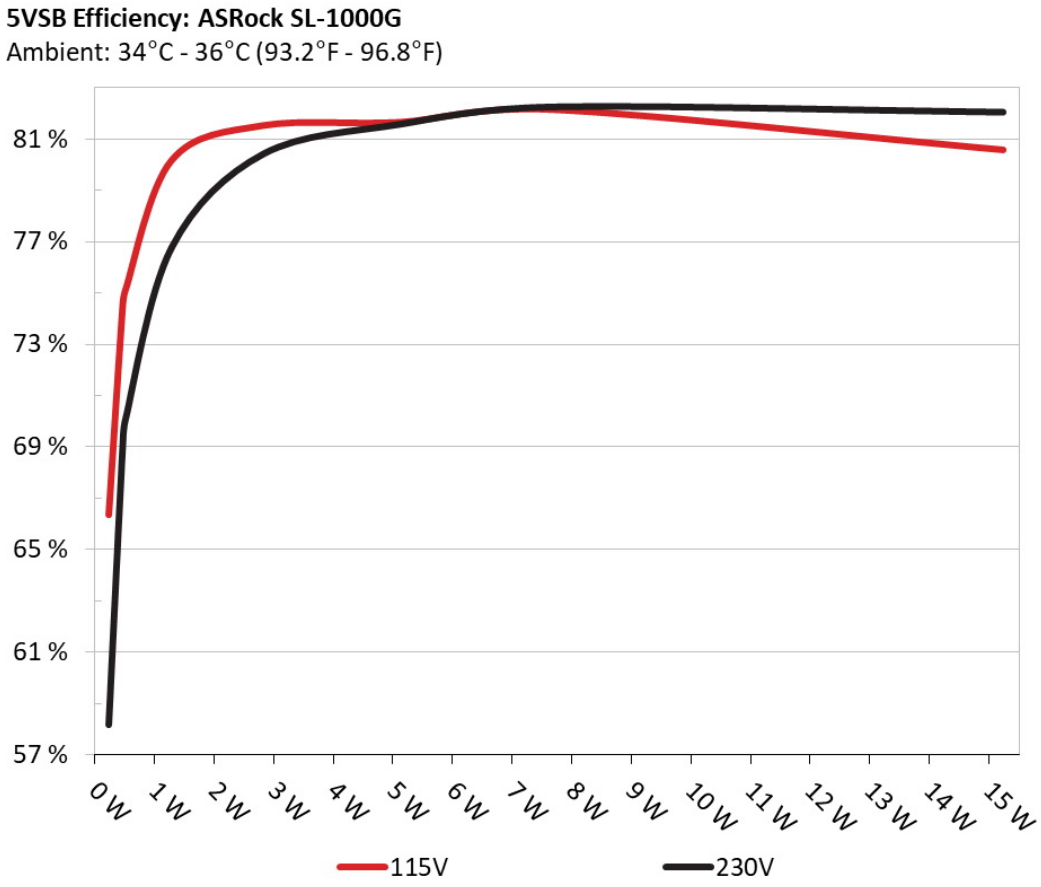

□□

This graph depicts the efficiency levels of the 5VSB rail with 115V and 230V input

5VSB□□□ ERP LOT 3/6□ CEC□

115V

□□ #	5VSB	DC/AC (□)	□□	PF/AC □□
1	**0.045A**	0.231W	66.352%	0.028
	5.139V	0.348W		114.93V
2	**0.09A**	0.463W	74.455%	0.049
	5.138V	0.622W		114.94V
3	**0.55A**	2.821W	81.522%	0.23
	5.129V	3.461W		114.91V
4	**1A**	5.119W	81.65%	0.335
	5.119V	6.269W		114.91V
5	**1.5A**	7.664W	82.145%	0.392
	5.109V	9.33W		114.91V
6	**3A**	15.23W	80.573%	0.476
	5.077V	18.903W		114.91V

230V

□□ #	5VSB	DC/AC (□)	□□	PF/AC □□
1	**0.045A**	0.231W	58.198%	0.009
	5.14V	0.4W		229.9V
2	**0.09A**	0.463W	68.974%	0.015
	5.139V	0.673W		229.9V
3	**0.55A**	2.821W	80.424%	0.077
	5.129V	3.503W		229.9V
4	**1A**	5.12W	81.586%	0.133
	5.119V	6.275W		229.9V
5	**1.5A**	7.664W	82.26%	0.185
	5.109V	9.317W		229.9V
6	**3A**	15.231W	82.056%	0.297
	5.077V	18.564W		229.9V

Protection Features

OCP (Normal @ 29.6°C)	12V: 94.6A (113.43%), 11.969V 5V: 31.1A (155.5%), 5.045V 3.3V: 30.4A (152%), 3.261V 5VSB: 4.6A (153.33%), 5.045V
OCP (Hot) @ 43.1°C)	12V: 89.8A (107.67%), 12.046V 5V: 30.3A (151.5%), 5.046V 3.3V: 29.6A (148%), 3.265V 5VSB: 4.5A (150%), 5.048V
OPP (Normal @ 29.5°C)	1099.04W (109.9%)
OPP (Hot @ 43.1°C)	1105.01W (110.5%)
OTP	✓ (120°C @ Heat Sink)
SCP	12V to Earth: ✓ 5V to Earth: ✓ 3.3V to Earth: ✓ 5VSB to Earth: ✓ -12V to Earth: ✓
PWR_OK	Proper Operation
NLO	✓
Fan Failure Protection	✗
SIP	Surge: MOV Inrush: NTC & Bypass Relay

Supplementary Tests (For Reference)

□□□□□□

115V

□□	**12V**	**5V**	**3.3V**	**5VSB**	**DC/AC (□)**	□□	□□□□ **(RPM)**	**PSU □□ (dB[A])**	□□□□□□□□□	**PF/AC □□**
10%	**6.478A**	**1.968A**	**2.004A**	**0.978A**	100.005	89.049%	0	<6.0	47.91°C	0.966
	12.104V	5.082V	3.293V	5.115V	112.303				40.03°C	114.89V

20%	**13.976A**	**2.953A**	**3.009A**	**1.176A**	199.955	91.538%	0	<6.0	49.24°C	0.964
	12.096V	5.08V	3.291V	5.104V	218.441				40.74°C	114.84V
30%	**21.835A**	**3.447A**	**3.512A**	**1.375A**	300.012	92.172%	0	<6.0	51.73°C	0.97
	12.089V	5.078V	3.289V	5.093V	325.491				41.53°C	114.82V
40%	**29.665A**	**3.94A**	**4.016A**	**1.574A**	399.599	92.082%	0	<6.0	52.9°C	0.978
	12.081V	5.076V	3.287V	5.082V	433.961				41.96°C	114.78V
50%	**37.172A**	**4.929A**	**5.025A**	**1.775A**	499.302	91.691%	505	<6.0	42.36°C	0.983
	12.073V	5.073V	3.284V	5.071V	544.549				52.5°C	114.74V
60%	**44.763A**	**5.919A**	**6.036A**	**1.977A**	599.829	91.157%	1072	26.4	42.72°C	0.986
	12.064V	5.07V	3.281V	5.059V	658.02				52.89°C	114.71V
70%	**52.298A**	**6.909A**	**7.048A**	**2.18A**	699.561	90.516%	1228	30.6	43°C	0.989
	12.055V	5.067V	3.278V	5.047V	772.859				54.29°C	114.66V
80%	**59.909A**	**7.898A**	**8.061A**	**2.283A**	799.569	89.793%	1423	34.8	43.92°C	0.991
	12.046V	5.064V	3.275V	5.037V	890.462				56.45°C	114.63V
90%	**67.862A**	**8.395A**	**8.555A**	**2.387A**	899.372	89.029%	1680	39.6	45°C	0.993
	12.038V	5.062V	3.273V	5.028V	1010.201				58.49°C	114.59V
100%	**75.628A**	**8.893A**	**9.08A**	**2.996A**	999.366	88.146%	2005	47	45.79°C	0.994
	12.029V	5.06V	3.271V	5.008V	1133.769				60.19°C	114.55V
110%	**83.336A**	**9.886A**	**10.189A**	**3A**	1099.971	87.224%	2252	47.6	46.85°C	0.994
	12.020V	5.057V	3.268V	5V	1261.092				62.27°C	114.5V
CL1	**0.116A**	**14.258A**	**14.567A**	**0A**	121.302	84.622%	1174	29.2	41.27°C	0.972
	12.104V	5.063V	3.275V	5.125V	143.343				53.32°C	114.86V
CL2	**0.116A**	**19.741A**	**0A**	**0A**	101.36	83.196%	1170	29.1	40.05°C	0.968
	12.106V	5.064V	3.287V	5.131V	121.836				47.76°C	114.88V
CL3	**0.114A**	**0A**	**20.148A**	**0A**	67.402	78.771%	635	7.1	40.74°C	0.957
	12.105V	5.077V	3.276V	5.131V	85.564				47.84°C	114.88V
CL4	**83.105A**	**0A**	**0A**	**0A**	999.958	88.839%	1755	40.8	45.85°C	0.993
	12.032V	5.073V	3.284V	5.079V	1125.593				57.01°C	114.56V

230V

□□	12V	5V	3.3V	5VSB	DC/AC (□)	□□	□□□□ (RPM)	PSU □□ (dB[A])	□□□□□□□□□	PF/AC □□
10%	**6.476A**	**1.968A**	**2.004A**	**0.977A**	100.008	90.431%	0	<6.0	47.28°C	0.824
	12.106V	5.083V	3.293V	5.116V	110.593				40.01°C	229.87V
20%	**13.974A**	**2.953A**	**3.009A**	**1.176A**	199.96	92.857%	0	<6.0	49.63°C	0.911
	12.097V	5.08V	3.291V	5.104V	215.346				40.95°C	229.85V
30%	**21.833A**	**3.446A**	**3.512A**	**1.374A**	300.016	93.636%	0	<6.0	49.39°C	0.934
	12.090V	5.078V	3.289V	5.094V	320.408				41.12°C	229.83V
40%	**29.660A**	**3.94A**	**4.016A**	**1.574A**	399.599	93.7%	379	<6.0	41.63°C	0.947
	12.083V	5.076V	3.287V	5.082V	426.463				48.62°C	229.82V
50%	**37.171A**	**4.929A**	**5.025A**	**1.775A**	499.31	93.576%	1008	24.3	42.02°C	0.955
	12.074V	5.072V	3.284V	5.071V	533.591				50.12°C	229.8V
60%	**44.762A**	**5.919A**	**6.036A**	**1.977A**	599.834	93.327%	1073	26.4	42.77°C	0.96
	12.064V	5.069V	3.281V	5.059V	642.725				50.98°C	229.78V
70%	**52.295A**	**6.909A**	**7.048A**	**2.179A**	699.549	92.959%	1229	30.6	43.25°C	0.964
	12.055V	5.067V	3.278V	5.048V	752.533				52.31°C	229.76V
80%	**59.903A**	**7.898A**	**8.061A**	**2.283A**	799.55	92.515%	1424	34.8	43.99°C	0.968
	12.047V	5.064V	3.275V	5.038V	864.234				54.1°C	229.75V
90%	**67.856A**	**8.395A**	**8.554A**	**2.386A**	899.351	92.052%	1681	39.6	44.66°C	0.972
	12.038V	5.062V	3.273V	5.029V	977.003				55.37°C	229.73V
100%	**75.622A**	**8.892A**	**9.08A**	**2.995A**	999.358	91.483%	1933	44.3	45.5°C	0.974
	12.030V	5.06V	3.271V	5.008V	1092.397				56.61°C	229.71V
110%	**83.326A**	**9.886A**	**10.188A**	**3A**	1099.962	90.845%	2239	47.6	46.37°C	0.976
	12.021V	5.057V	3.269V	5.001V	1210.822				58.4°C	229.69V
CL1	**0.116A**	**14.258A**	**14.567A**	**0A**	121.3	86.093%	1175	29.2	40.52°C	0.868
	12.104V	5.063V	3.275V	5.126V	140.895				50.81°C	229.86V
CL2	**0.116A**	**19.741A**	**0A**	**0A**	101.361	84.428%	1396	34.5	40.59°C	0.841
	12.107V	5.064V	3.288V	5.131V	120.054				47.4°C	229.87V
CL3	**0.114A**	**0A**	**20.146A**	**0A**	67.401	80.03%	635	7.1	40.96°C	0.764
	12.106V	5.078V	3.277V	5.131V	84.218				47.3°C	229.87V

CL4	**83.096A**	**0A**	**0A**	**0A**	999.95	92.032%	1755	40.8	45.09°C	0.973
	12.033V	5.073V	3.285V	5.08V	1086.53				54.17°C	229.72V

□□□□□□□□□□□

□□□□

115V

□□	12V	5V	3.3V	5VSB	DC/AC (□)	□□	□□□□ (RPM)	PSU □□ (dB[A])	□□□□□□□□□	PF/AC □□
20W	**1.228A**	**0.492A**	**0.501A**	**0.195A**	20.005	72.998%	0	<6.0	42.33°C	0.836
	12.097V	5.084V	3.295V	5.138V	27.408				36.63°C	114.91V
40W	**2.702A**	**0.688A**	**0.701A**	**0.292A**	40.003	82.624%	0	<6.0	43.18°C	0.92
	12.097V	5.084V	3.295V	5.134V	48.416				37.44°C	114.9V
60W	**4.174A**	**0.885A**	**0.901A**	**0.39A**	60.002	86.225%	0	<6.0	45.79°C	0.947
	12.106V	5.084V	3.295V	5.131V	69.588				38.54°C	114.9V
80W	**5.644A**	**1.082A**	**1.102A**	**0.488A**	79.953	88.227%	0	<6.0	46.16°C	0.959
	12.105V	5.084V	3.295V	5.128V	90.622				39.42°C	114.89V

□□□□□□□□□□□

230V

□□	12V	5V	3.3V	5VSB	DC/AC (□)	□□	□□□□ (RPM)	PSU □□ (dB[A])	□□□□□□□□□	PF/AC □□
20W	**1.228A**	**0.492A**	**0.501A**	**0.195A**	20.002	74.087%	0	<6.0	41.63°C	0.418
	12.100V	5.085V	3.296V	5.138V	26.998				36.23°C	229.88V
40W	**2.702A**	**0.688A**	**0.701A**	**0.292A**	40.002	83.819%	0	<6.0	42.68°C	0.595
	12.099V	5.085V	3.296V	5.135V	47.725				37.2°C	229.88V
60W	**4.174A**	**0.885A**	**0.901A**	**0.39A**	60.002	87.473%	0	<6.0	44.92°C	0.707
	12.108V	5.084V	3.295V	5.131V	68.592				38.2°C	229.87V
80W	**5.644A**	**1.082A**	**1.102A**	**0.488A**	79.954	89.56%	0	<6.0	46.57°C	0.777
	12.107V	5.084V	3.295V	5.128V	89.275				39.25°C	229.87V

□□□□□□□□□□□

□□□□

115V

Test	12V	5V	3.3V	5VSB	Pass/Fail
10% Load	17.14mV	12.87mV	14.07mV	12.74mV	Pass
20% Load	19.65mV	13.79mV	13.35mV	15.09mV	Pass
30% Load	20.67mV	13.13mV	13.05mV	13.20mV	Pass
40% Load	20.36mV	13.18mV	12.99mV	13.81mV	Pass
50% Load	20.82mV	12.67mV	12.99mV	13.66mV	Pass
60% Load	24.92mV	13.23mV	13.10mV	13.91mV	Pass
70% Load	23.99mV	13.79mV	13.86mV	15.29mV	Pass
80% Load	24.61mV	14.25mV	13.56mV	16.32mV	Pass
90% Load	28.14mV	14.05mV	14.58mV	16.73mV	Pass
100% Load	40.28mV	15.72mV	15.96mV	19.87mV	Pass
110% Load	42.46mV	16.80mV	18.36mV	18.57mV	Pass
Crossload1	25.08mV	13.99mV	15.55mV	14.37mV	Pass
Crossload2	18.73mV	15.58mV	12.43mV	14.42mV	Pass
Crossload3	16.43mV	12.98mV	14.73mV	12.43mV	Pass
Crossload4	41.69mV	13.91mV	14.29mV	16.80mV	Pass

□□□□□□□□□□

230V

Test	12V	5V	3.3V	5VSB	Pass/Fail
10% Load	16.42mV	12.93mV	12.94mV	13.81mV	Pass
20% Load	17.91mV	14.10mV	14.07mV	13.35mV	Pass
30% Load	21.23mV	13.18mV	12.69mV	12.79mV	Pass
40% Load	19.64mV	13.28mV	13.66mV	13.76mV	Pass
50% Load	20.67mV	13.18mV	13.05mV	14.37mV	Pass
60% Load	21.34mV	12.31mV	12.89mV	14.07mV	Pass

Test	12V	5V	3.3V	5VSB	Pass/Fail
70% Load	22.36mV	13.13mV	13.35mV	16.32mV	Pass
80% Load	24.76mV	14.56mV	15.24mV	16.62mV	Pass
90% Load	26.09mV	13.23mV	13.56mV	16.11mV	Pass
100% Load	37.08mV	14.91mV	16.95mV	18.97mV	Pass
110% Load	40.05mV	15.32mV	16.54mV	18.41mV	Pass
Crossload1	22.62mV	13.66mV	15.29mV	13.50mV	Pass
Crossload2	16.53mV	16.40mV	13.50mV	12.59mV	Pass
Crossload3	15.55mV	12.36mV	14.73mV	12.74mV	Pass
Crossload4	39.61mV	14.26mV	14.74mV	16.86mV	Pass

ASRock Steel Legend SL-1000G / SL-1000GW



Top side

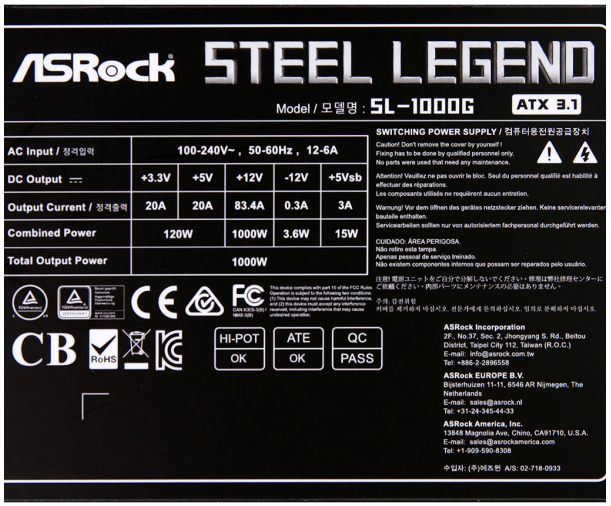

Power specifications label

□□□