Sharkoon Rebel P10 850

Lab ID SK85002586

Certification ID 252586

Test Result Report ID: 24PS2586A

Certificate Issue Date: Nov 15, 2024

Scheme: ETA-EMI PSU

115V



230V



Scheme: LAMBDA PSU

115V



230V





Outside Validation Scope



General Information

Test Equipment

Electronic Loads	Chroma 63601-5 x2 Chroma 63600-2 Chroma 63640-80-80 x10 Chroma 63610-80-20
AC Sources	Chroma 6530, APM SP300VAC4000W-P, GW Instek ASR-3500
Power Analyzers	Rohde & Schwarz HMC8015 & NPA701
Oscilloscopes	Picoscope 4444, Siglent SDS2104X PLUS
Sound Analyzer	Bruel & Kjaer 2270 G4
Microphone	Bruel & Kjaer Type 4955-A
Temperature Logger	Picoscope TC-08
Tachometer	UNI-T UT372
Multimeters	Keysight 34465A
EMI Analyzer	TekBox TBMR-110M-EU
Isolation Transformer	4kVA
UPS	FSP Champ Tower 3kVA, CyberPower OLS3000E 3kVA
Testing Methodology	Cybenetics PSU Test Protocol

DUT Information(Non-accredited measurements)

Product Identification Details	
Brand	Sharkoon
Model	Rebel P10 850
OEM/ODM	Andyson
Serial Number	
Product Specifications	
Manufacturer-Provided Information	
□□□□ (Vrms)	100-240
□□□□ (Arms)	10-5

□□□□ (Hz)	50-60
□□□□ (W)	850
Operating Temperature (Continuous Full Load) (°C)	
□□	ATX12V
□□□□	Fixed cables
Warranty	-
Cybenetics Measurements	
Dimensions (W x H x D)	
Weight	
□□	120mm Sleeve Bearing Fan (S1202512M)
□□□□□	✗
Cybenetics Testing Information	
Lab ID	SK85002586
Date of receipt	Oct 29, 2024
Testing Date	Nov 8, 2024
Report Issued Date	Nov 15, 2024
□□□□□	Excessive noise at 989RPM
Engineer Name	-
Authorized By the Laboratory Technical Manager	Aristeidis Bitziopoulos
Signature	

□□□□ (Non-accredited measurements)

□□□□				
□□	□□□□	□□□□□□	**Gauge**	In Cable Capacitors
ATX □□ 20+4 pin (545mm)	1	1	18-22AWG	□
4+4 pin EPS 12V □□ (620mm)	2	2	18AWG	□
6+2pin PCIe□□ (575mm+150mm)	2	4	18AWG	□
SATA□□ (465mm+120mm+120mm)	1	3	18AWG	□
SATA□□ (460mm+120mm) / 4-pin Molex (+120mm)	1	2 / 1	18AWG	□

Protection Features(Manufacturer)

Over Power Protection	✓
Over Current (+12V) Protection	✓
Over Temperature Protection	✓
Short Circuit Protection	✓
Surge Protection	✓
Inrush Current Protection	✓
Fan Failure Protection	✗

□□□□

□		3.3V	5V	12V	5VSB	-12V
□□□□	□□	18	18	70.8	3	0.3
	□	100		850	15	3.6
□□□□□ (W)		850				

Test Results

Temperature & Compliance Info

□□□□ (°C /°F)	28-32 / 82.4-89.6
□□ ErP Lot3/6□□	✓
□□ (EU) No 617/2013□□	✓
ALPM (Alternative Low Power Mode) compatible	✓
ATX v3.1 PSU Power Excursion	✓

Performance Summary

115V

Accredited	
□□□□ (>1450 load combinations)	85.183%

Average Noise Output (>1450 Load Combinations)	37.03dBA
PF□□□ (>1450 Load Combinations)	0.988
Efficiency With 10W (≤500W) or 2% (>500W) Load	66.879%
□□□□□□	0.0678W
Non-Accredited	
12V Ripple (Full Load)	44.65mV
5V Ripple (Full Load)	30.81mV
3.3V Ripple (Full Load)	28.66mV
5VSB Ripple (Full Load)	30.02mV
12V Load Regulation	0.87%
5V Load Regulation	1.99%
3.3V Load Regulation	4.31%
5VSB Load Regulation	4.33%
Inrush Current	32.600A

230V

Accredited	
□□□□ (>1450 load combinations)	87.644%
Average Noise Output (>1450 Load Combinations)	36.95dBA
PF□□□ (>1450 Load Combinations)	0.961
Efficiency With 10W (≤500W) or 2% (>500W) Load	-
□□□□□□	0.1719W
Non-Accredited	
12V Ripple (Full Load)	44.11mV
5V Ripple (Full Load)	28.48mV
3.3V Ripple (Full Load)	26.53mV
5VSB Ripple (Full Load)	26.88mV
12V Load Regulation	0.83%
5V Load Regulation	2.01%
3.3V Load Regulation	4.25%
5VSB Load Regulation	4.31%
Inrush Current	65.300A

12V Transient Response (150%)		11.58V
5V Transient Response (150%)		4.954V
3.3V Transient Response (150%)		3.197V
5VSB Transient Response (150%)		4.912V
□□□□ & PG□□		18.00ms
AC Loss to PWR_OK Hold Up Time		14.60ms
PWR_OK Inactive to DC Loss Delay		3.40ms
PSU Timings: T1 (20% / 100%)	28.0ms	27.0ms
PSU Timings: T3 (20% / 100%)	119.0ms	119.0ms
12V OCP (28.2°C / 44.8°C)	92.20A (130.23%), 12.035V	86.40A (122.03%), 12.027V
5V OCP (28.2°C / 44.8°C)	22.7A (126.11%), 5.08V	21.7A (120.56%), 5.085V*
3.3V OCP (28.2°C / 44.8°C)	22.4A (124.44%), 3.341V	
5VSB OCP (28.2°C / 44.8°C)	4.7A (156.67%), 4.965V*	21.2A (117.78%), 3.342V
OPP (29.37°C / 44.73°C)	135.61%	115.61%

□□□□ & PG□□

Hold-Up Time (ms)	18
AC Loss to PWR_OK Hold Up Time (ms)	14.6
PWR_OK Inactive to DC Loss Delay (ms)	3.4

□□□□

Tables

115V

Detailed Results						
	Average	Min	Limit Min	Max	Limit Max	Result
Mains Voltage RMS:	114.88 V	114.82 V	113.85 V	114.93 V	116.15 V	PASS
Mains Frequency:	60.00 Hz	59.98 Hz	59.40 Hz	60.01 Hz	60.60 Hz	PASS
Mains Voltage CF:	1.419	1.417	1.340	1.422	1.490	PASS

Mains Voltage THD:	0.15 %	0.09 %	N/A	0.30 %	2.00 %	PASS
Real Power:	0.068 W	0.020 W	N/A	0.099 W	N/A	N/A
Apparent Power:	7.803 W	7.789 W	N/A	7.822 W	N/A	N/A
Power Factor:	0.011	N/A	N/A	N/A	N/A	N/A

230V

Detailed Results						
	Average	Min	Limit Min	Max	Limit Max	Result
Mains Voltage RMS:	229.98 V	229.90 V	227.70 V	230.03 V	232.30 V	PASS
Mains Frequency:	50.00 Hz	49.99 Hz	49.50 Hz	50.01 Hz	50.50 Hz	PASS
Mains Voltage CF:	1.417	1.415	1.340	1.419	1.490	PASS
Mains Voltage THD:	0.14 %	0.08 %	N/A	0.21 %	2.00 %	PASS
Real Power:	0.172 W	0.137 W	N/A	0.228 W	N/A	N/A
Apparent Power:	26.680 W	26.645 W	N/A	26.730 W	N/A	N/A
Power Factor:	0.007	N/A	N/A	N/A	N/A	N/A

□□□□□□

115V

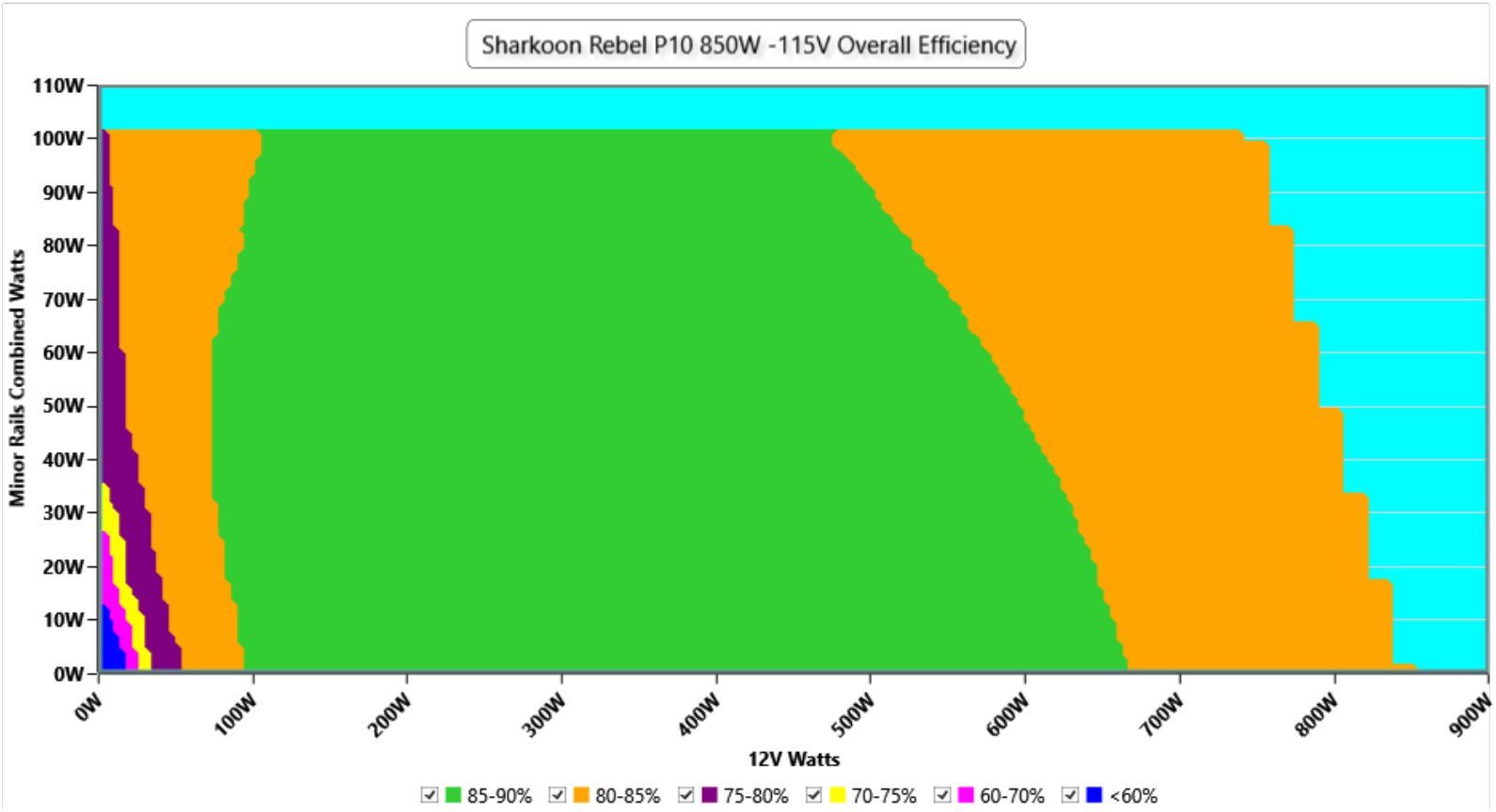

□□

This graph depicts the PSU`s efficiency throughout its entire operational range. For the generation of the efficiency and noise graphs we set our loaders to auto mode through our custom-made software before trying thousands of possible load combinations

230V

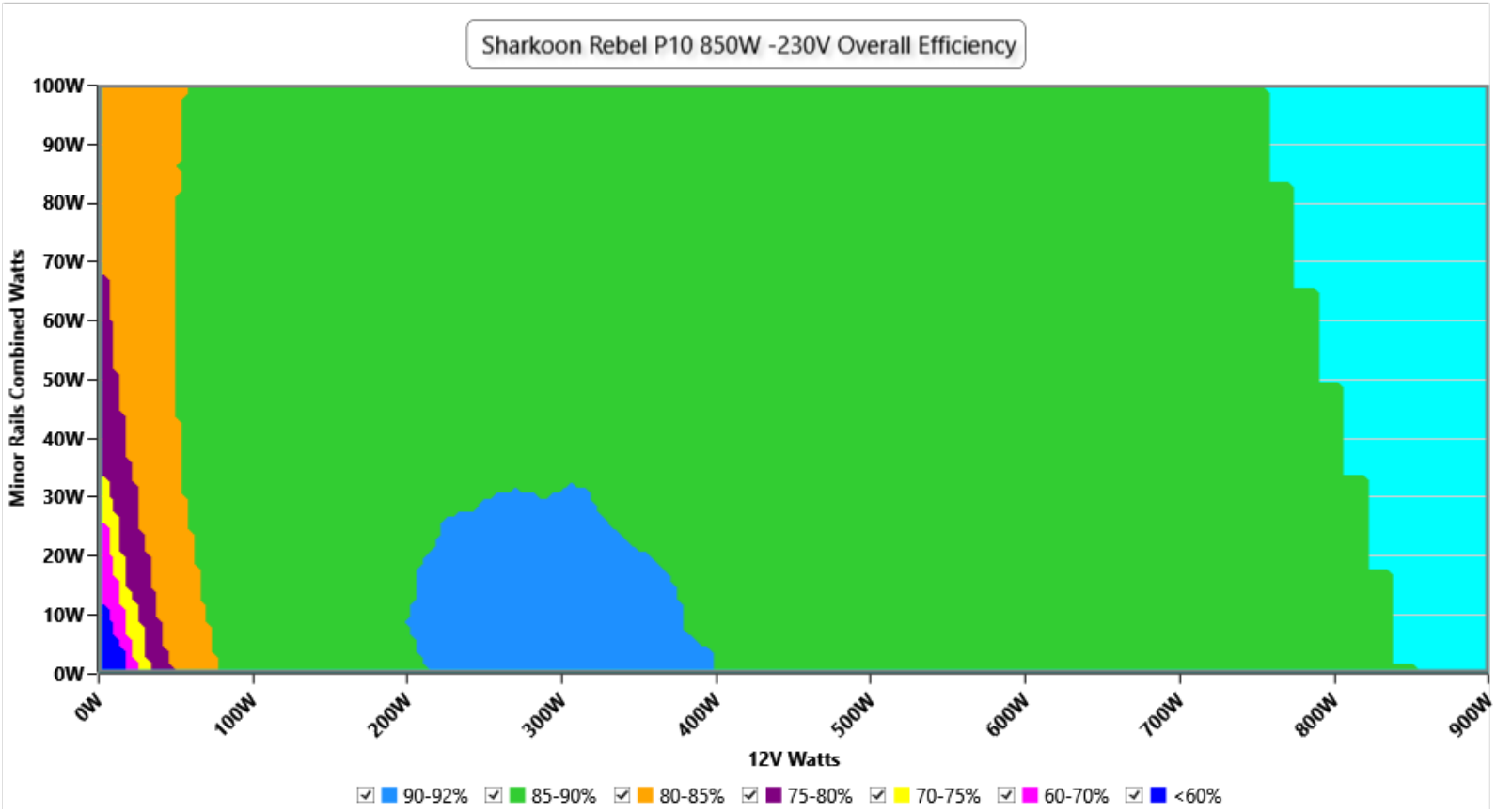

This graph depicts the PSU`s efficiency throughout its entire operational range. For the generation of the efficiency and noise graphs we set our loaders to auto mode through our custom-made software before trying thousands of possible load combinations

□□□□□

115V

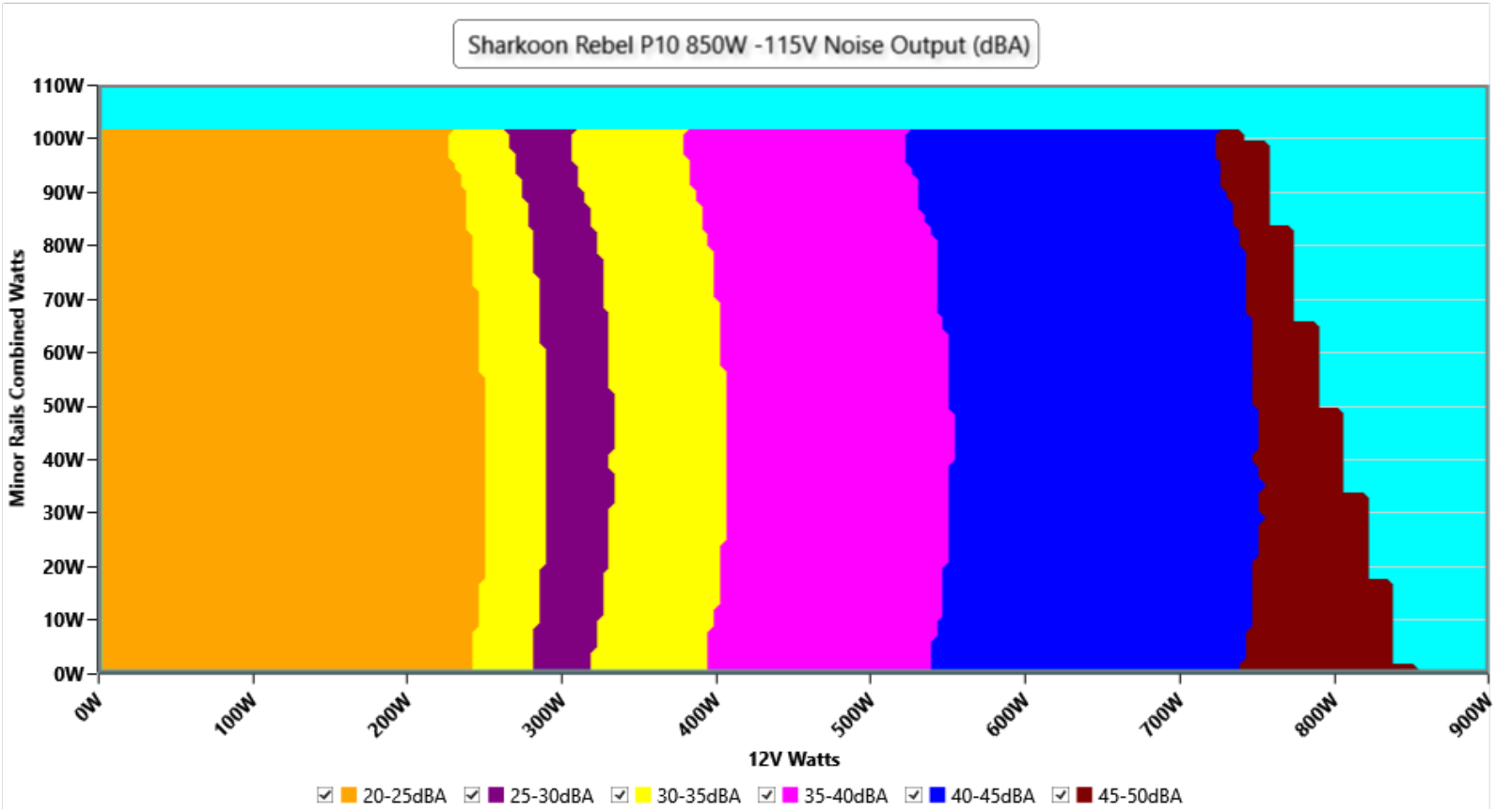

□□

The PSU`s noise in its entire operational range and under 30-32 °C ambient is depicted in this graph. The X axis represents the load on the +12V rail(s) while the Y axis is the load on the minor rails

230V

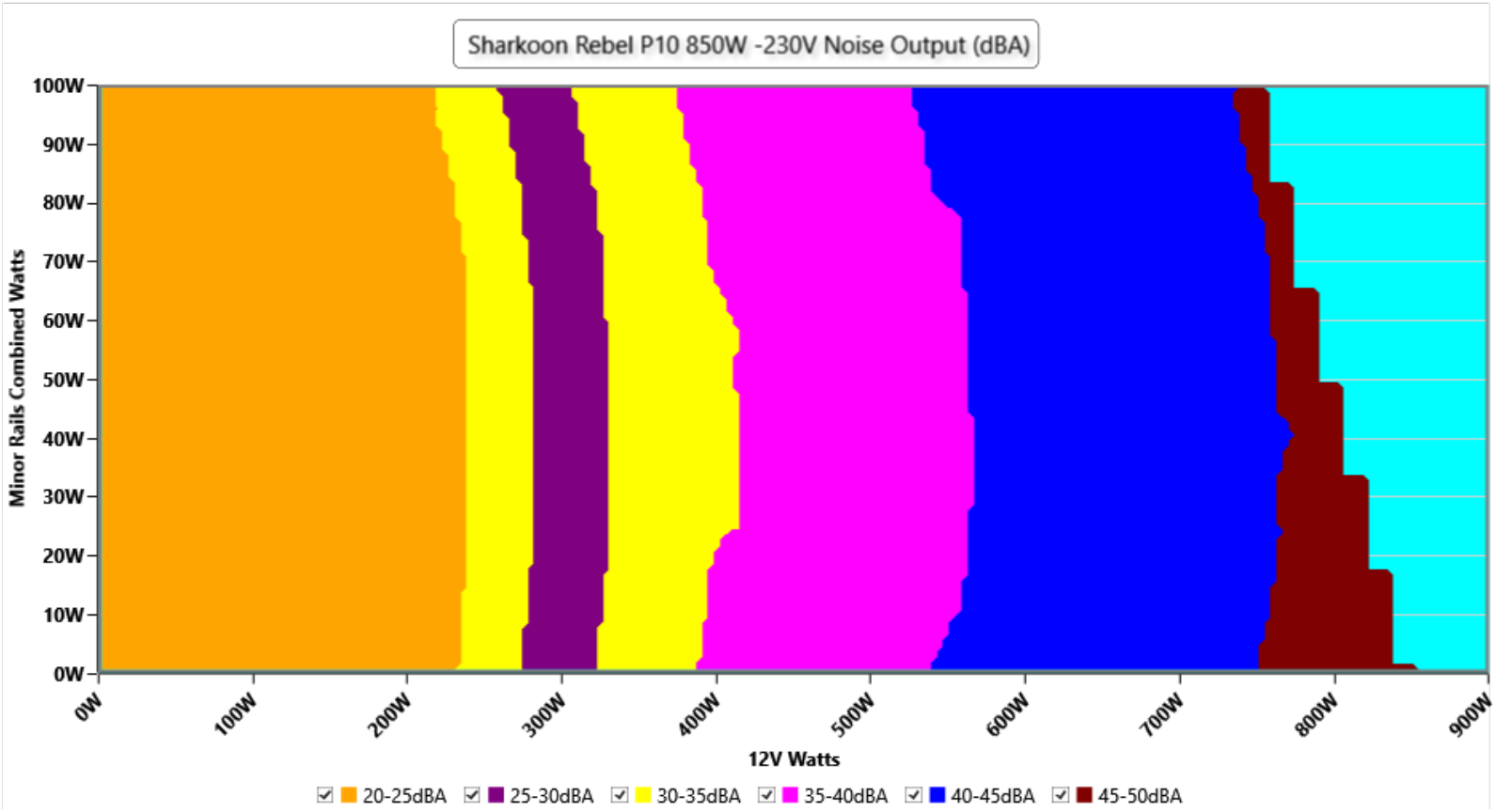

The PSU`s noise in its entire operational range and under 30-32 °C ambient is depicted in this graph. The X axis represents the load on the +12V rail(s) while the Y axis is the load on the minor rails

Noise under high ambient temperature (indicative)

115V

Load	Normal ambient fan · noise · intake	High ambient fan · noise · intake	Noise change
10%	910 RPM · 22.7 dB(A) · 29.7 °C	969 RPM · 24.8 dB(A) · 40.1 °C	**+2.1 dB(A)**
20%	926 RPM · 23.2 dB(A) · 30.1 °C	1119 RPM · 27.9 dB(A) · 40.6 °C	**+4.7 dB(A)**
50%	1358 RPM · 35.1 dB(A) · 30.7 °C	1722 RPM · 39.1 dB(A) · 42.1 °C	**+4.0 dB(A)**
100%	2164 RPM · 44.6 dB(A) · 30.5 °C	2314 RPM · 46.5 dB(A) · 45.2 °C	**+1.9 dB(A)**

230V

Load	Normal ambient fan · noise · intake	High ambient fan · noise · intake	Noise change
10%	907 RPM · 22.3 dB(A) · 30.2 °C	989 RPM · 30.0 dB(A) · 40.5 °C	**+7.7 dB(A)**
20%	919 RPM · 22.9 dB(A) · 30.5 °C	1145 RPM · 28.2 dB(A) · 40.7 °C	**+5.3 dB(A)**
50%	1291 RPM · 32.9 dB(A) · 30.8 °C	1718 RPM · 39.0 dB(A) · 42.1 °C	**+6.1 dB(A)**
100%	2103 RPM · 43.8 dB(A) · 30.7 °C	2310 RPM · 46.4 dB(A) · 45.5 °C	**+2.6 dB(A)**

INFO

Fan speed, noise and the measured intake temperature at 10, 20, 50 and 100 % load, from the two load regulation tests: at normal ambient (about 30-32 °C) and at high ambient (about 40-47 °C). These are stabilized readings at fixed loads, not averages over the certification sweep, so they are indicative of how the fan behaves when it is hot. "<6.0" is the floor of our sound meter, with the fan stopped; with the fan stopped, the intake sensor can read higher than the chamber air.

Informational. Not part of the ETA or LAMBDA rating.

Indicative Performance

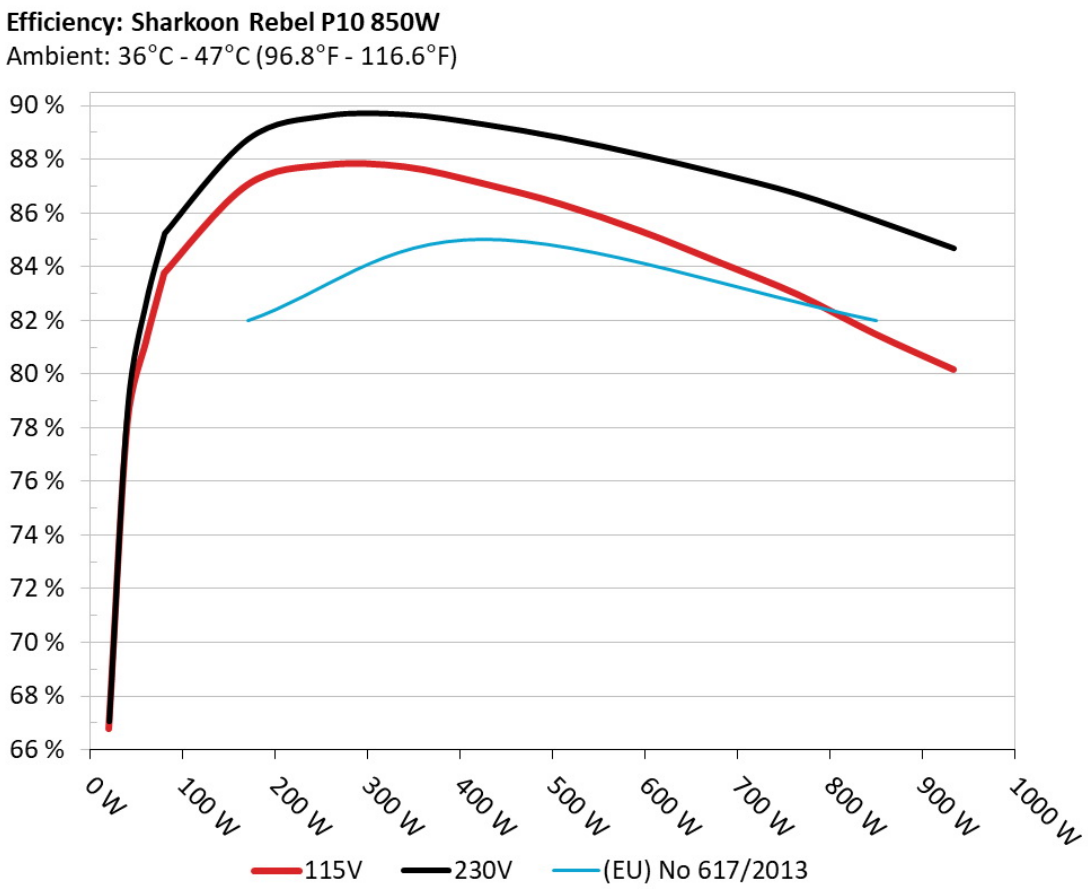

The PSU`s efficiency under high ambient temperatures with 115V and 230V input. For this graph the results of the 10-110% load regulation table are used

5Vsb□□□□

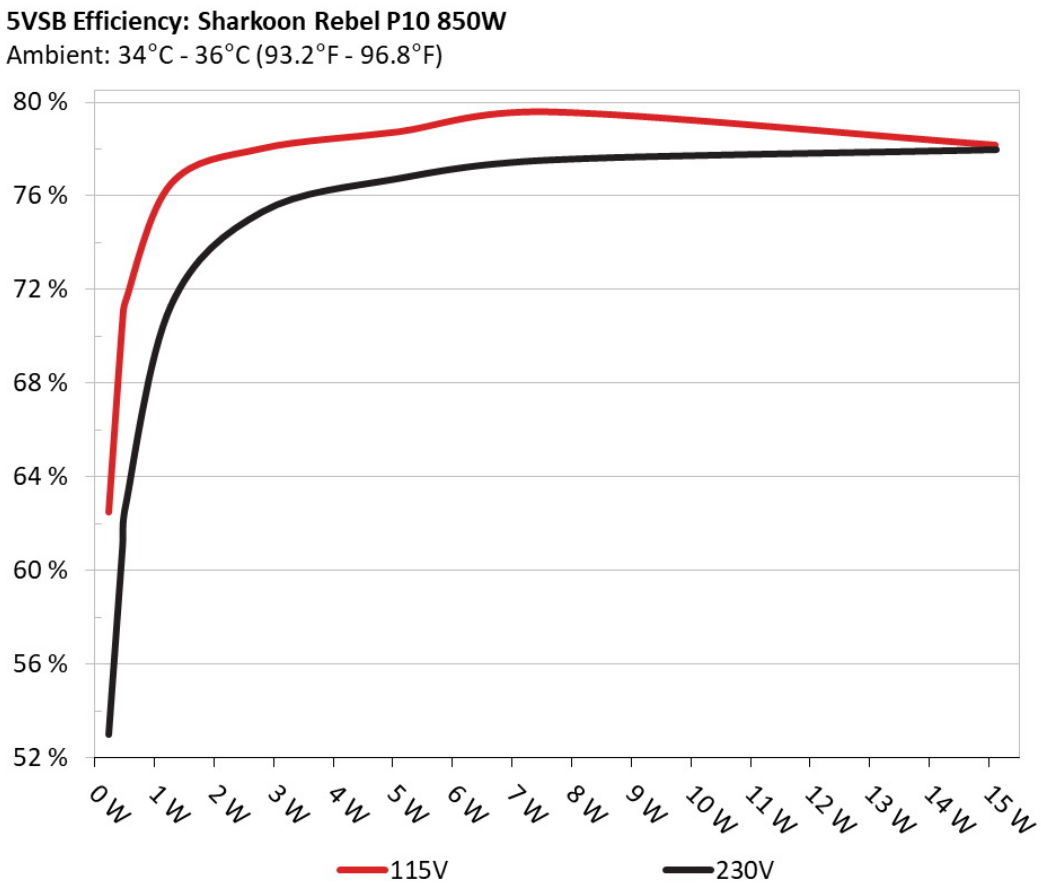

□□

This graph depicts the efficiency levels of the 5VSB rail with 115V and 230V input

□□□□ □□ 5Vsb □□ (ErP Lot3/6 & CEC)

115V

□□ #	5VSB	DC/AC (□)	□□	PF/AC □□
1	**0.045A**	0.23W	61.981%	0.047
	5.111V	0.371W		114.87V
2	**0.09A**	0.46W	70.135%	0.081
	5.11V	0.656W		114.87V
3	**0.55A**	2.804W	77.525%	0.292
	5.098V	3.618W		114.87V
4	**1A**	5.088W	78.238%	0.346
	5.087V	6.504W		114.87V
5	**1.5A**	7.612W	79.091%	0.387
	5.074V	9.625W		114.86V
6	**3.001A**	15.109W	77.674%	0.444
	5.035V	19.452W		114.87V

230V

□□ #	5VSB	DC/AC (□)	□□	PF/AC □□
1	**0.045A**	0.23W	52.516%	0.017
	5.111V	0.438W		229.98V
2	**0.09A**	0.46W	60.502%	0.028
	5.11V	0.762W		229.97V
3	**0.55A**	2.804W	74.839%	0.129
	5.099V	3.748W		229.95V
4	**1A**	5.089W	76.259%	0.203
	5.088V	6.673W		229.95V
5	**1.5A**	7.615W	77.05%	0.236
	5.076V	9.883W		229.95V
6	**3A**	15.119W	77.491%	0.329
	5.039V	19.511W		229.94V

Protection Features

OCP (Normal @ 28.2°C)	12V: 92.20A (130.23%), 12.035V 5V: 22.7A (126.11%), 5.08V 3.3V: 22.4A (124.44%), 3.341V 5VSB: 4.7A (156.67%), 4.965V* *High Ripple (52.8mV)
OCP (Hot @ 44.8°C)	12V: 86.40A (122.03%), 12.027V 5V: 21.7A (120.56%), 5.085V* *High Ripple (52.34mV) 3.3V: 21.2A (117.78%), 3.342V 5VSB: 4.6A (153.33%), 4.957V
OPP (Normal @ 29.4°C)	1152.65W (135.61%)
OPP (Hot @ 44.7°C)	982.66W (115.61%)
OTP	✓ (145°C @ Secondary Side)
SCP	12V to Earth: ✓ 5V to Earth: ✓ 3.3V to Earth: ✓ 5VSB to Earth: ✓ -12V to Earth: ✓
PWR_OK	Proper Operation
NLO	✓
Fan Failure Protection	✗
SIP	Surge: MOV Inrush: NTC & Bypass Relay

Supplementary Tests (For Reference)

10-110%□□□□

115V

□□	12V	5V	3.3V	5VSB	DC/AC (□)	□□	□□□□ (RPM)	□□□□□□□ (dB[A])	□□ (□□ /□□)	PF/AC □□
10%	**5.242A**	**1.958A**	**1.956A**	**0.986A**	85.012	83.322%	969	24.8	40.14°C	0.958
	12.096V	5.107V	3.375V	5.073V	102.028				42.76°C	114.85V
20%	**11.506A**	**2.944A**	**2.946A**	**1.187A**	169.966	87.05%	1119	27.9	40.63°C	0.979
	12.086V	5.097V	3.361V	5.054V	195.252				43.7°C	114.82V
30%	**18.127A**	**3.441A**	**3.449A**	**1.39A**	254.981	87.788%	1332	33.9	41.4°C	0.987
	12.078V	5.087V	3.349V	5.036V	290.452				44.25°C	114.79V
40%	**24.764A**	**3.94A**	**3.956A**	**1.595A**	340.079	87.722%	1511	36.7	41.8°C	0.992
	12.069V	5.077V	3.337V	5.018V	387.678				44.89°C	114.76V
50%	**31.051A**	**4.935A**	**4.967A**	**1.801A**	424.976	87.099%	1722	39.1	42.09°C	0.994
	12.059V	5.067V	3.322V	4.999V	487.923				46.19°C	114.73V
60%	**37.317A**	**5.935A**	**5.987A**	**2A**	509.453	86.329%	1891	41.4	42.73°C	0.995
	12.050V	5.056V	3.308V	4.979V	590.127				47.21°C	114.69V
70%	**43.662A**	**6.94A**	**7.017A**	**2.219A**	594.807	85.338%	2054	43.5	43.3°C	0.996
	12.040V	5.045V	3.293V	4.958V	696.999				48.71°C	114.66V
80%	**50.024A**	**7.946A**	**8.056A**	**2.329A**	679.625	84.176%	2235	45.5	43.53°C	0.997
	12.029V	5.034V	3.277V	4.94V	807.386				50.8°C	114.63V
90%	**56.792A**	**8.46A**	**8.58A**	**2.438A**	765.023	82.971%	2310	46.4	44.2°C	0.997
	12.017V	5.024V	3.263V	4.923V	922.038				53.48°C	114.59V
100%	**63.316A**	**8.974A**	**9.143A**	**3.067A**	849.795	81.487%	2314	46.5	45.21°C	0.997
	12.005V	5.015V	3.248V	4.892V	1042.859				57.17°C	114.55V
110%	**69.676A**	**9.996A**	**10.294A**	**3.075A**	934.26	80.169%	2320	46.5	46.01°C	0.998
	11.999V	5.002V	3.234V	4.879V	1165.377				58.72°C	114.52V
CL1	**0.115A**	**11.825A**	**11.895A**	**0A**	101.297	78.297%	1697	38.8	41.94°C	0.97
	12.084V	5.091V	3.337V	5.076V	129.378				47.07°C	114.83V

CL2	**0.115A**	**17.665A**	**0A**	**0.001A**	91.393	77.635%	1362	35.2	40.66°C	0.964
	12.095V	5.095V	3.357V	5.087V	117.723				44.44°C	114.84V
CL3	**0.115A**	**0A**	**17.728A**	**0A**	60.783	72.318%	1202	29.8	41.2°C	0.948
	12.093V	5.096V	3.35V	5.084V	84.051				43.86°C	114.85V
CL4	**70.683A**	**0A**	**0A**	**0.001A**	849.496	82.706%	2321	46.5	45.28°C	0.997
	12.019V	5.037V	3.29V	4.993V	1027.152				55.33°C	114.57V

The results above are not used in the certification process

230V

□□	12V	5V	3.3V	5VSB	DC/AC (□)	□□	□□□□ (RPM)	□□□□□□□ (dB[A])	□□ (□□ /□□)	PF/AC □□
10%	**5.242A**	**1.958A**	**1.955A**	**0.985A**	85.006	84.987%	989	30	40.47°C	0.859
	12.096V	5.108V	3.376V	5.074V	100.018				43.13°C	229.94V
20%	**11.504A**	**2.943A**	**2.945A**	**1.187A**	169.95	88.754%	1145	28.2	40.73°C	0.935
	12.086V	5.097V	3.362V	5.055V	191.484				43.27°C	229.93V
30%	**18.125A**	**3.441A**	**3.449A**	**1.39A**	254.965	89.628%	1339	34	41.05°C	0.96
	12.078V	5.088V	3.349V	5.037V	284.476				43.82°C	229.91V
40%	**24.762A**	**3.94A**	**3.956A**	**1.594A**	340.063	89.68%	1550	37.6	41.67°C	0.972
	12.069V	5.078V	3.337V	5.019V	379.195				44.91°C	229.89V
50%	**31.046A**	**4.935A**	**4.967A**	**1.8A**	424.927	89.315%	1718	39	42.13°C	0.978
	12.060V	5.067V	3.322V	5V	475.764				45.34°C	229.88V
60%	**37.308A**	**5.935A**	**5.986A**	**2A**	509.379	88.81%	1892	41.4	42.79°C	0.983
	12.051V	5.056V	3.308V	4.98V	573.56				46.75°C	229.87V
70%	**43.648A**	**6.939A**	**7.015A**	**2.218A**	594.712	88.18%	2043	43.2	43.03°C	0.986
	12.042V	5.046V	3.294V	4.96V	674.431				47.54°C	229.85V
80%	**50.002A**	**7.945A**	**8.052A**	**2.327A**	679.518	87.488%	2209	45.3	43.88°C	0.988
	12.032V	5.034V	3.278V	4.942V	776.694				49.19°C	229.84V
90%	**56.767A**	**8.459A**	**8.575A**	**2.437A**	764.926	86.714%	2301	46.4	44.67°C	0.989
	12.022V	5.024V	3.265V	4.925V	882.128				50.75°C	229.82V
100%	**63.285A**	**8.974A**	**9.138A**	**3.065A**	849.736	85.732%	2310	46.4	45.5°C	0.991
	12.010V	5.014V	3.25V	4.894V	991.156				53.08°C	229.81V

110%	**69.688A**	**9.993A**	**10.299A**	**3.076A**	934.322	84.687%	2309	46.4	46.45°C	0.992
	11.997V	5.003V	3.233V	4.877V	1103.265				55.56°C	229.79V
CL1	**0.116A**	**11.825A**	**11.895A**	**0A**	101.296	79.936%	1685	38.7	40.24°C	0.895
	12.086V	5.091V	3.337V	5.076V	126.723				45.12°C	229.94V
CL2	**0.115A**	**17.665A**	**0A**	**0.001A**	91.392	79.36%	1335	33.9	40.24°C	0.881
	12.096V	5.095V	3.357V	5.087V	115.162				43.77°C	229.94V
CL3	**0.114A**	**0A**	**17.727A**	**0A**	60.782	73.373%	1184	29.1	40.78°C	0.828
	12.094V	5.096V	3.351V	5.084V	82.84				43.37°C	229.94V
CL4	**70.667A**	**0A**	**0A**	**0.001A**	849.486	86.692%	2316	46.5	46.97°C	0.99
	12.021V	5.036V	3.291V	4.994V	979.896				52.43°C	229.81V

The results above are not used in the certification process

20-80□□□□□

115V

□□	**12V**	**5V**	**3.3V**	**5VSB**	**DC/AC (□)**	□□	□□□□ **(RPM)**	□□□□□□□□ **(dB[A])**	□□ **(□□ /□□)**	**PF/AC □□**
20W	**1.227A**	**0.489A**	**0.487A**	**0.196A**	20.008	66.781%	921	23.2	36.74°C	0.872
	12.109V	5.115V	3.388V	5.104V	29.961				39.02°C	114.87V
40W	**2.701A**	**0.685A**	**0.682A**	**0.294A**	40.007	78.172%	930	23.1	37.59°C	0.921
	12.105V	5.113V	3.385V	5.099V	51.174				39.71°C	114.87V
60W	**4.176A**	**0.881A**	**0.878A**	**0.393A**	60.007	81.18%	941	22.8	38.71°C	0.941
	12.101V	5.111V	3.382V	5.093V	73.92				41.3°C	114.86V
80W	**5.648A**	**1.077A**	**1.074A**	**0.491A**	79.96	83.762%	954	23.1	39.66°C	0.955
	12.099V	5.109V	3.379V	5.088V	95.463				42.1°C	114.85V

The results above are not used in the certification process

230V

□□	12V	5V	3.3V	5VSB	DC/AC (□)	□□	□□□□ (RPM)	□□□□□□□ (dB[A])	□□ (□□ /□□)	PF/AC □□
20W	**1.226A**	**0.489A**	**0.487A**	**0.196A**	19.998	67.038%	936	22.8	36.19°C	0.565
	12.110V	5.115V	3.388V	5.105V	29.831				38.57°C	229.95V
40W	**2.700A**	**0.685A**	**0.682A**	**0.294A**	39.998	78.744%	934	23	37.35°C	0.72
	12.106V	5.113V	3.386V	5.1V	50.792				39.29°C	229.95V
60W	**4.175A**	**0.88A**	**0.878A**	**0.393A**	59.998	82.668%	939	22.8	38.21°C	0.804
	12.103V	5.111V	3.383V	5.094V	72.577				40.35°C	229.95V
80W	**5.645A**	**1.076A**	**1.074A**	**0.491A**	79.938	85.242%	950	22.6	39.08°C	0.848
	12.100V	5.11V	3.38V	5.089V	93.775				41.27°C	229.94V

The results above are not used in the certification process

□□□□

115V

Test	12V	5V	3.3V	5VSB	Pass/Fail
10% Load	11.6 mV	17.2 mV	14.0 mV	20.7 mV	Pass
20% Load	13.5 mV	17.9 mV	14.3 mV	22.3 mV	Pass
30% Load	14.8 mV	17.8 mV	14.8 mV	22.3 mV	Pass
40% Load	15.9 mV	17.9 mV	15.8 mV	22.0 mV	Pass
50% Load	17.8 mV	21.0 mV	16.5 mV	22.6 mV	Pass
60% Load	20.7 mV	19.9 mV	18.4 mV	22.1 mV	Pass
70% Load	25.5 mV	21.6 mV	21.3 mV	22.5 mV	Pass
80% Load	30.0 mV	24.5 mV	25.4 mV	24.3 mV	Pass
90% Load	34.7 mV	26.6 mV	25.6 mV	25.9 mV	Pass
100% Load	44.7 mV	30.8 mV	28.7 mV	30.0 mV	Pass
110% Load	49.7 mV	31.1 mV	31.4 mV	29.4 mV	Pass
Crossload 1	18.7 mV	29.4 mV	25.3 mV	20.9 mV	Pass
Crossload 2	16.7 mV	30.2 mV	18.8 mV	20.5 mV	Pass

Test	12V	5V	3.3V	5VSB	Pass/Fail
Crossload 3	15.0 mV	18.7 mV	22.1 mV	15.4 mV	Pass
Crossload 4	40.6 mV	20.2 mV	24.9 mV	28.7 mV	Pass

The results above are not used in the certification process

230V

Test	12V	5V	3.3V	5VSB	Pass/Fail
10% Load	10.8 mV	16.4 mV	13.8 mV	19.7 mV	Pass
20% Load	12.7 mV	16.9 mV	13.8 mV	21.2 mV	Pass
30% Load	13.2 mV	17.5 mV	14.1 mV	19.8 mV	Pass
40% Load	14.8 mV	17.8 mV	14.9 mV	19.3 mV	Pass
50% Load	18.7 mV	19.6 mV	16.6 mV	19.9 mV	Pass
60% Load	20.9 mV	19.5 mV	18.4 mV	19.6 mV	Pass
70% Load	25.0 mV	20.0 mV	19.7 mV	20.8 mV	Pass
80% Load	30.7 mV	24.0 mV	22.9 mV	21.1 mV	Pass
90% Load	34.5 mV	25.1 mV	25.1 mV	22.3 mV	Pass
100% Load	44.1 mV	28.5 mV	26.5 mV	26.9 mV	Pass
110% Load	48.0 mV	30.9 mV	30.1 mV	26.9 mV	Pass
Crossload 1	18.5 mV	27.2 mV	23.9 mV	19.9 mV	Pass
Crossload 2	16.5 mV	30.5 mV	19.0 mV	20.5 mV	Pass
Crossload 3	14.9 mV	18.4 mV	21.2 mV	14.5 mV	Pass
Crossload 4	39.4 mV	17.0 mV	21.4 mV	22.8 mV	Pass

The results above are not used in the certification process





Sharkoon Rebel P10 850

Top side

Power specifications label

本测试报告中包含的所有数据和图表均可在以下条件下由任何人使用：使用过程需提及测试结果由Cybenetics提供。
在任何情况下都应提供原始测试结果文档的网站链接

Cybenetics 提供自愿性认证计划：电源方面有 ETA（效率）、LAMBDA（噪声）与 SAFE（安全与正确运行）；散热产品方面有 DELTA（机箱隔音）与 PHI（风扇风量与静压）

CYBENETICS LTD Syrou 6, Latsia, 2231, Nicosia Cyprus

www.cybenetics.com - info@cybenetics.com