Sharkoon Rebel P10 550

Lab ID SK55002589

Certification ID 252589

Test Result Report ID: 24PS2589A

Certificate Issue Date: Nov 15, 2024

Scheme: ETA-EMI PSU

115V



230V



Scheme: LAMBDA PSU

115V



230V





Outside Validation Scope



General Information

Test Equipment

Electronic Loads	Chroma 63601-5 x2 Chroma 63600-2 Chroma 63640-80-80 x10 Chroma 63610-80-20
AC Sources	Chroma 6530, APM SP300VAC4000W-P, GW Instek ASR-3500
Power Analyzers	Rohde & Schwarz HMC8015 & NPA701
Oscilloscopes	Picoscope 4444, Siglent SDS2104X PLUS
Sound Analyzer	Bruel & Kjaer 2270 G4
Microphone	Bruel & Kjaer Type 4955-A
Temperature Logger	Picoscope TC-08
Tachometer	UNI-T UT372
Multimeters	Keysight 34465A
EMI Analyzer	TekBox TBMR-110M-EU
Isolation Transformer	4kVA
UPS	FSP Champ Tower 3kVA, CyberPower OLS3000E 3kVA
Testing Methodology	Cybenetics PSU Test Protocol

DUT Information(Non-accredited measurements)

Product Identification Details	
Brand	Sharkoon
Model	Rebel P10 550
OEM/ODM	Andyson
Serial Number	
Product Specifications	
Manufacturer-Provided Information	
□□□□ (Vrms)	100-240
□□□□ (Arms)	4-8

□□□□ (Hz)	50-60
□□□□ (W)	550
Operating Temperature (Continuous Full Load) (°C)	
□□	ATX12V
□□□□	Fixed cables
Warranty	-
Cybenetics Measurements	
Dimensions (W x H x D)	
Weight	
□□	120mm Sleeve Bearing Fan (S1202512L)
□□□□□	✗
Cybenetics Testing Information	
Lab ID	SK55002589
Date of receipt	Nov 29, 2024
Testing Date	Nov 15, 2024
Report Issued Date	Nov 15, 2024
Engineer Name	-
Authorized By the Laboratory Technical Manager	Aristeidis Bitziopoulos
Signature	

□□□□ (Non-accredited measurements)

□□□□				
□□	□□□□	□□□□□□	**Gauge**	In Cable Capacitors
ATX □□ 20+4 pin (545mm)	1	1	18-22AWG	□
4+4 pin EPS 12V □□ (635mm)	1	1	18AWG	□
6+2pin PCIe□□ (550mm+150mm)	1	2	18AWG	□
SATA□□ (470mm+120mm)	1	2	18AWG	□
SATA□□ (460mm+120mm) / 4-pin Molex (+120mm)	1	2 / 1	18AWG	□

Protection Features(Manufacturer)

Over Power Protection	✓
Over Current (+12V) Protection	✓
Over Temperature Protection	✓
Short Circuit Protection	✓
Surge Protection	✓
Inrush Current Protection	✓
Fan Failure Protection	✗

□□□□

□		3.3V	5V	12V	5VSB	-12V
□□□□	□□	18	18	45.8	3	0.3
	□	100		550	15	3.6
□□□□□ (W)		550				

Test Results

Temperature & Compliance Info

□□□□ (°C /°F)	28-32 / 82.4-89.6
□□ ErP Lot3/6□□	✓
□□ (EU) No 617/2013□□	✓
ALPM (Alternative Low Power Mode) compatible	✓
ATX v3.1 PSU Power Excursion	✓

Performance Summary

115V

Accredited	
□□□□ (>1450 load combinations)	85.073%

Average Noise Output (>1450 Load Combinations)	33.25dBA
PF□□□ (>1450 Load Combinations)	0.981
Efficiency With 10W (≤500W) or 2% (>500W) Load	60.444%
□□□□□□	0.0754W
Non-Accredited	
12V Ripple (Full Load)	42.50mV
5V Ripple (Full Load)	35.66mV
3.3V Ripple (Full Load)	30.57mV
5VSB Ripple (Full Load)	32.61mV
12V Load Regulation	1.47%
5V Load Regulation	2.17%
3.3V Load Regulation	4.51%
5VSB Load Regulation	3.69%
Inrush Current	32.320A

230V

Accredited	
□□□□ (>1450 load combinations)	87.407%
Average Noise Output (>1450 Load Combinations)	33.03dBA
PF□□□ (>1450 Load Combinations)	0.948
Efficiency With 10W (≤500W) or 2% (>500W) Load	0.001%
□□□□□□	0.1610W
Non-Accredited	
12V Ripple (Full Load)	43.42mV
5V Ripple (Full Load)	35.02mV
3.3V Ripple (Full Load)	29.05mV
5VSB Ripple (Full Load)	30.86mV
12V Load Regulation	1.45%
5V Load Regulation	2.15%
3.3V Load Regulation	4.54%
5VSB Load Regulation	3.74%
Inrush Current	65.190A

12V Transient Response (150%)		11.99V
5V Transient Response (150%)		4.939V
3.3V Transient Response (150%)		3.226V
5VSB Transient Response (150%)		4.942V
□□□□ & PG□□		17.70ms
AC Loss to PWR_OK Hold Up Time		16.50ms
PWR_OK Inactive to DC Loss Delay		1.20ms
PSU Timings: T1 (20% / 100%)	28.0ms	28.0ms
PSU Timings: T3 (20% / 100%)	114.0ms	114.0ms
12V OCP (30.8°C / 41.2°C)	62.40A (136.24%), 12.303V	60.00A (131.00%), 12.297V
5V OCP (30.8°C / 41.2°C)	23A (127.78%), 5.037V	22.0A (122.22%), 5.039V
3.3V OCP (30.8°C / 41.2°C)	22.5A (125.00%), 3.313V	21.4A (118.89%), 3.314V
5VSB OCP (30.8°C / 41.2°C)	4.8A (160.00%), 4.91V	4.6A (153.33%), 4.951V
OPP (30.54°C / 42.65°C)	122.95%	120.85%

□□□□ & PG□□

Hold-Up Time (ms)	17.7
AC Loss to PWR_OK Hold Up Time (ms)	16.5
PWR_OK Inactive to DC Loss Delay (ms)	1.2

□□□□

Tables

115V

Detailed Results						
	Average	Min	Limit Min	Max	Limit Max	Result
Mains Voltage RMS:	115.07 V	115.03 V	113.85 V	115.11 V	116.15 V	PASS
Mains Frequency:	60.00 Hz	59.99 Hz	59.40 Hz	60.01 Hz	60.60 Hz	PASS
Mains Voltage CF:	1.416	1.415	1.340	1.418	1.490	PASS

Mains Voltage THD:	0.13 %	0.09 %	N/A	0.18 %	2.00 %	PASS
Real Power:	0.075 W	0.003 W	N/A	0.109 W	N/A	N/A
Apparent Power:	7.720 W	7.474 W	N/A	7.986 W	N/A	N/A
Power Factor:	0.012	N/A	N/A	N/A	N/A	N/A

230V

Detailed Results						
	Average	Min	Limit Min	Max	Limit Max	Result
Mains Voltage RMS:	231.01 V	230.92 V	227.70 V	231.09 V	232.30 V	PASS
Mains Frequency:	50.00 Hz	49.99 Hz	49.50 Hz	50.01 Hz	50.50 Hz	PASS
Mains Voltage CF:	1.417	1.416	1.340	1.419	1.490	PASS
Mains Voltage THD:	0.17 %	0.14 %	N/A	0.26 %	2.00 %	PASS
Real Power:	0.161 W	0.120 W	N/A	0.225 W	N/A	N/A
Apparent Power:	25.383 W	25.016 W	N/A	25.779 W	N/A	N/A
Power Factor:	0.007	N/A	N/A	N/A	N/A	N/A

□□□□□□

115V

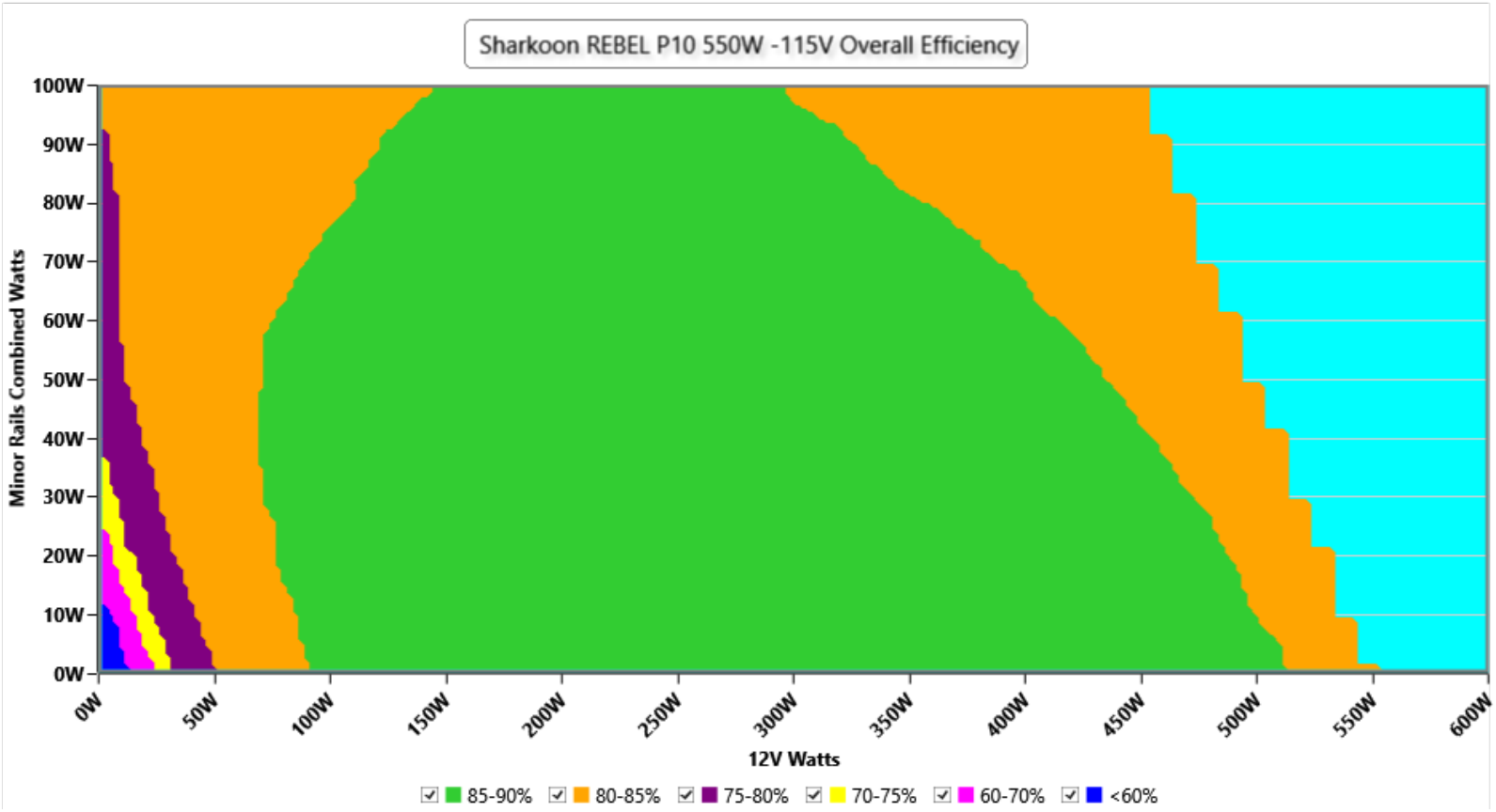

□□

This graph depicts the PSU`s efficiency throughout its entire operational range. For the generation of the efficiency and noise graphs we set our loaders to auto mode through our custom-made software before trying thousands of possible load combinations

230V

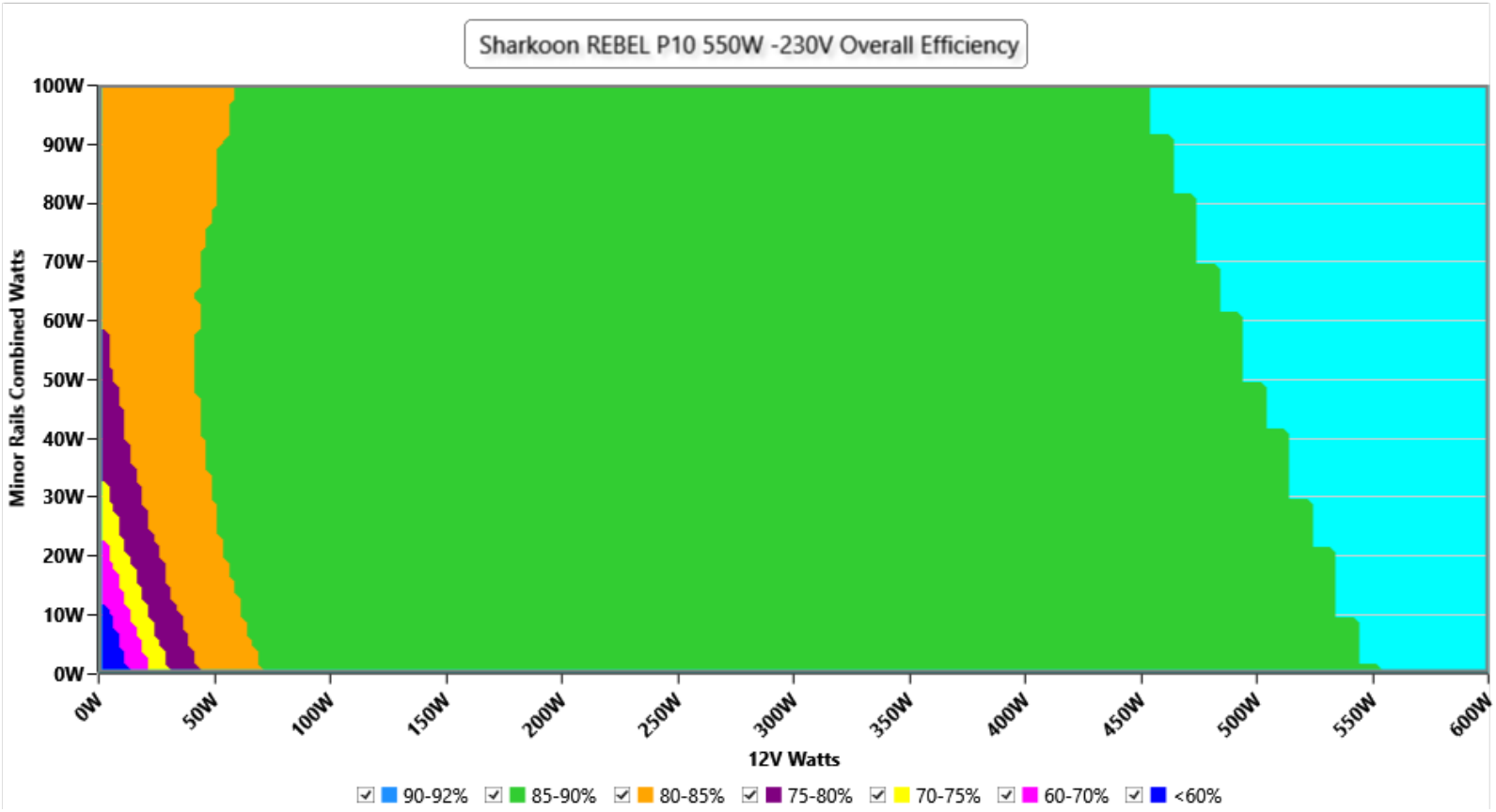

This graph depicts the PSU`s efficiency throughout its entire operational range. For the generation of the efficiency and noise graphs we set our loaders to auto mode through our custom-made software before trying thousands of possible load combinations

□□□□□

115V

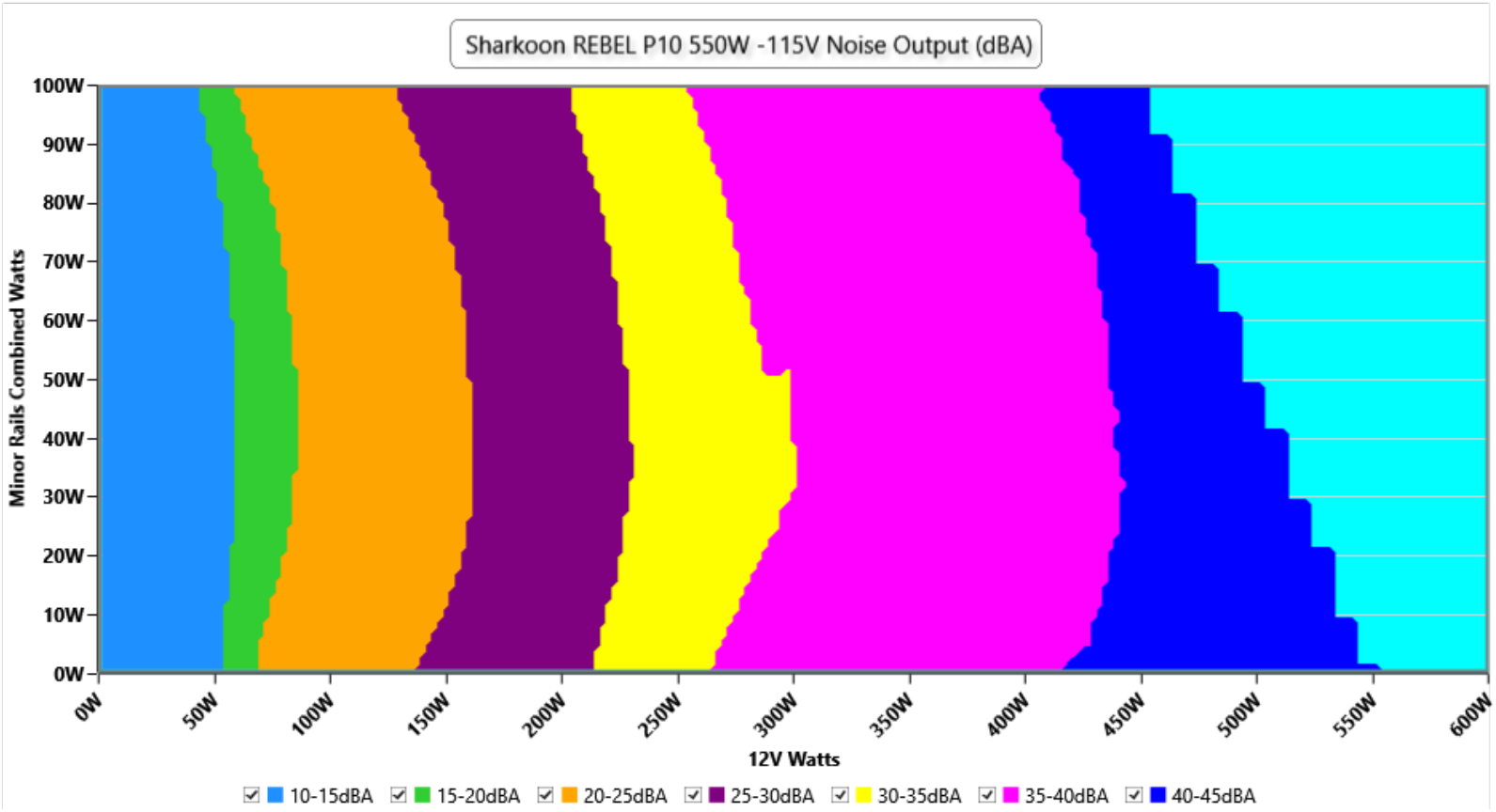

□□

The PSU`s noise in its entire operational range and under 30-32 °C ambient is depicted in this graph. The X axis represents the load on the +12V rail(s) while the Y axis is the load on the minor rails

230V

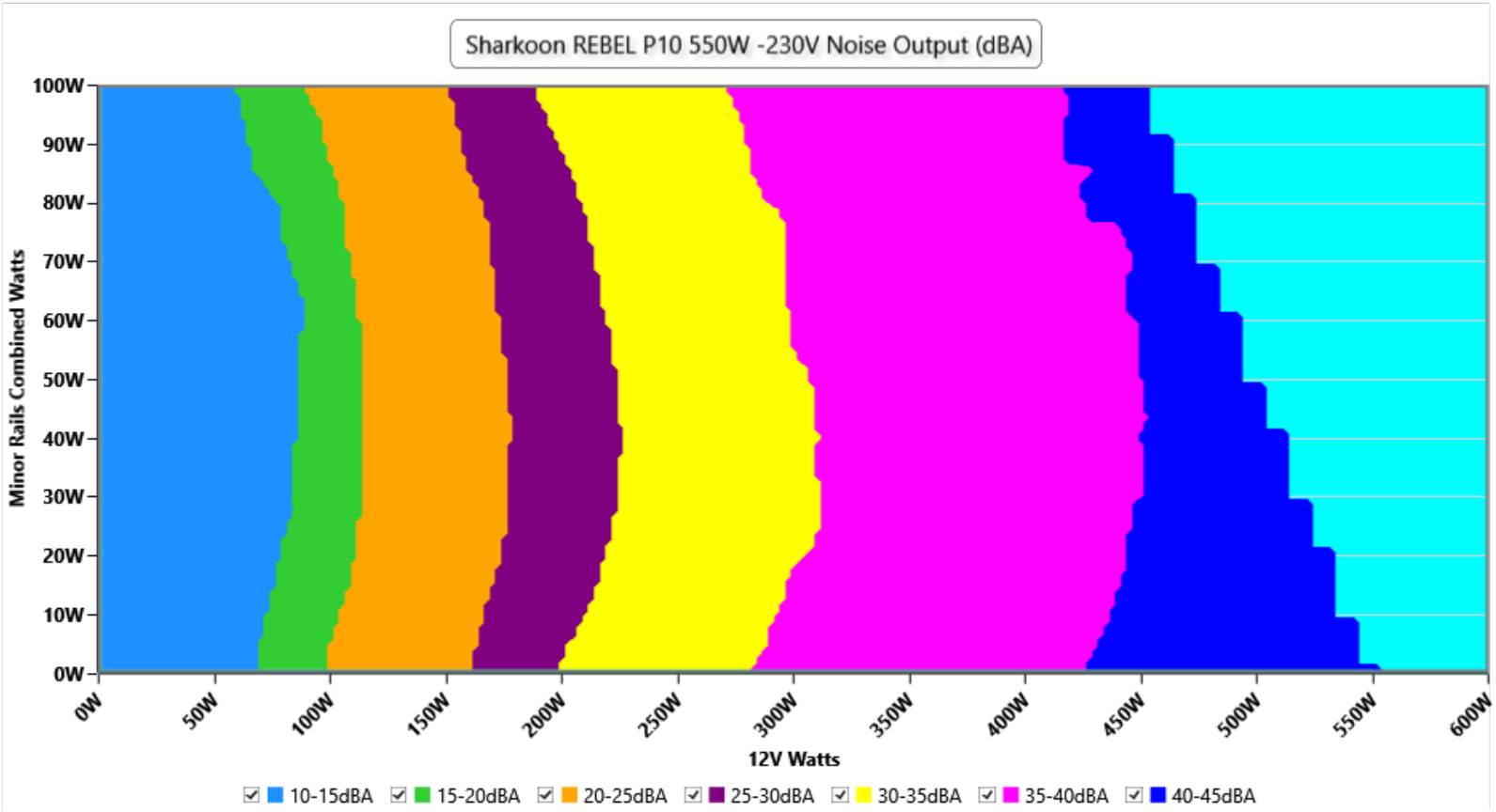

The PSU`s noise in its entire operational range and under 30-32 °C ambient is depicted in this graph. The X axis represents the load on the +12V rail(s) while the Y axis is the load on the minor rails

Noise under high ambient temperature (indicative)

115V

Load	Normal ambient fan · noise · intake	High ambient fan · noise · intake	Noise change
10%	680 RPM · 11.3 dB(A) · 31.0 °C	999 RPM · 23.6 dB(A) · 40.1 °C	**+12.3 dB(A)**
20%	704 RPM · 12.8 dB(A) · 30.7 °C	1170 RPM · 28.2 dB(A) · 40.6 °C	**+15.4 dB(A)**
50%	1163 RPM · 28.0 dB(A) · 30.4 °C	1629 RPM · 37.5 dB(A) · 42.2 °C	**+9.5 dB(A)**
100%	1791 RPM · 40.0 dB(A) · 30.9 °C	1914 RPM · 41.4 dB(A) · 45.6 °C	**+1.4 dB(A)**

230V

Load	Normal ambient fan · noise · intake	High ambient fan · noise · intake	Noise change
10%	642 RPM · 10.0 dB(A) · 30.3 °C	1176 RPM · 28.4 dB(A) · 40.0 °C	**+18.4 dB(A)**
20%	676 RPM · 11.1 dB(A) · 30.1 °C	1306 RPM · 31.9 dB(A) · 40.6 °C	**+20.8 dB(A)**
50%	1213 RPM · 29.2 dB(A) · 31.0 °C	1749 RPM · 39.1 dB(A) · 42.0 °C	**+9.9 dB(A)**
100%	1659 RPM · 38.2 dB(A) · 30.1 °C	1975 RPM · 42.6 dB(A) · 45.2 °C	**+4.4 dB(A)**

INFO

Fan speed, noise and the measured intake temperature at 10, 20, 50 and 100 % load, from the two load regulation tests: at normal ambient (about 30-32 °C) and at high ambient (about 40-47 °C). These are stabilized readings at fixed loads, not averages over the certification sweep, so they are indicative of how the fan behaves when it is hot. "<6.0" is the floor of our sound meter: the fan is stopped or too quiet to measure (the fan speed column says which); with the fan stopped, the intake sensor can read higher than the chamber air.

Informational. Not part of the ETA or LAMBDA rating.

Indicative Performance

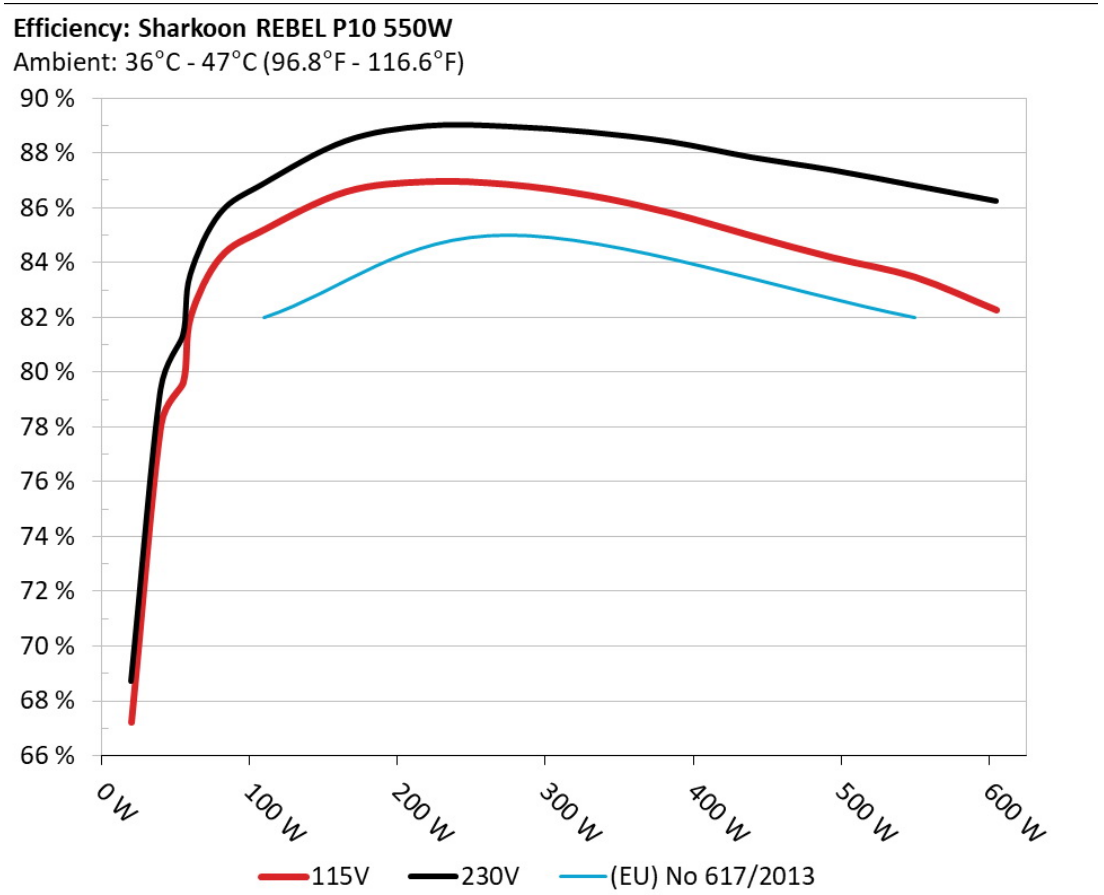

The PSU`s efficiency under high ambient temperatures with 115V and 230V input. For this graph the results of the 10-110% load regulation table are used

5Vsb□□□□

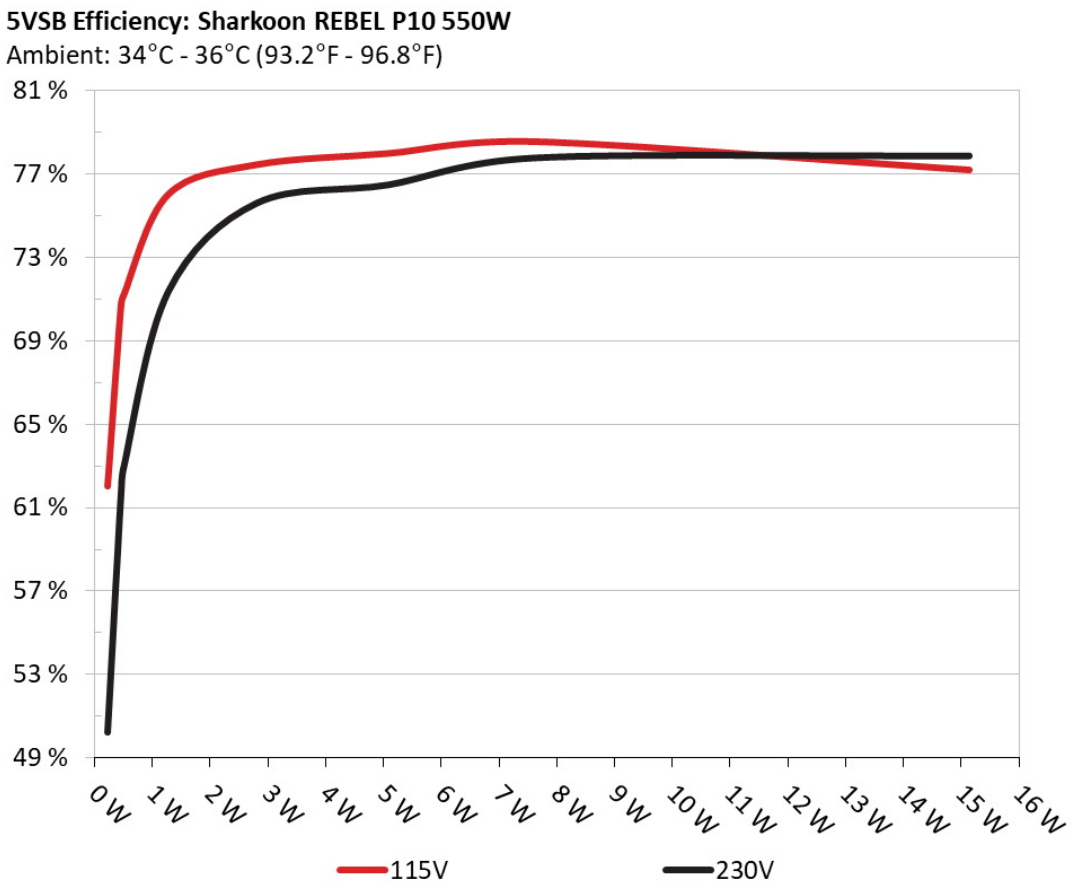

□□

This graph depicts the efficiency levels of the 5VSB rail with 115V and 230V input

□□□□ □□ 5Vsb □□ (ErP Lot3/6 & CEC)

115V

□□ #	5VSB	DC/AC (□)	□□	PF/AC □□
1	**0.045A**	0.23W	62.036%	0.047
	5.116V	0.371W		114.92V
2	**0.09A**	0.461W	70.696%	0.082
	5.116V	0.652W		114.91V
3	**0.55A**	2.808W	77.443%	0.304
	5.105V	3.626W		114.92V
4	**1A**	5.095W	77.985%	0.369
	5.094V	6.533W		114.91V
5	**1.5A**	7.625W	78.551%	0.412
	5.083V	9.708W		114.91V
6	**3.001A**	15.148W	77.198%	0.476
	5.048V	19.623W		114.92V

230V

□□ #	5VSB	DC/AC (□)	□□	PF/AC □□
1	**0.045A**	0.23W	50.255%	0.017
	5.117V	0.459W		229.88V
2	**0.09A**	0.461W	61.631%	0.028
	5.115V	0.748W		229.88V
3	**0.55A**	2.808W	75.598%	0.13
	5.105V	3.715W		229.89V
4	**1A**	5.095W	76.477%	0.207
	5.094V	6.662W		229.88V
5	**1.5A**	7.625W	77.767%	0.245
	5.083V	9.805W		229.88V
6	**3.001A**	15.148W	77.863%	0.353
	5.048V	19.456W		229.88V

Protection Features

OCP (Normal @ 30.8°C)	12V: 62.40A (136.24%), 12.303V 5V: 23A (127.78%), 5.037V 3.3V: 22.5A (125.00%), 3.313V 5VSB: 4.8A (160.00%), 4.91V
OCP (Hot @ 41.2°C)	12V: 60.00A (131.00%), 12.297V 5V: 22.0A (122.22%), 5.039V 3.3V: 21.4A (118.89%), 3.314V 5VSB: 4.6A (153.33%), 4.951V
OPP (Normal @ 30.5°C)	676.22W (122.95%)
OPP (Hot @ 42.6°C)	664.70W (120.85%)
OTP	✓ (120°C @ Secondary Side)
SCP	12V to Earth: ✓ 5V to Earth: ✓ 3.3V to Earth: ✓ 5VSB to Earth: ✓ -12V to Earth: ✓
PWR_OK	Proper Operation
NLO	✓
Fan Failure Protection	✗
SIP	Surge: MOV Inrush: NTC & Bypass Relay

Supplementary Tests (For Reference)

10-110%□□□□

115V

□□	12V	5V	3.3V	5VSB	DC/AC (□)	□□	□□□□ (RPM)	□□□□□□□ (dB[A])	□□ (□□ /□□)	PF/AC □□
10%	**2.704A**	**1.971A**	**1.958A**	**0.984A**	55.008	79.62%	999	23.6	40.1°C	0.934
	12.354V	5.074V	3.371V	5.082V	69.088				40.68°C	114.89V

20%	**6.403A**	**2.963A**	**2.947A**	**1.185A**	109.952	85.2%	1170	28.2	40.57°C	0.966
	12.345V	5.063V	3.36V	5.066V	129.054				41.66°C	114.88V
30%	**10.449A**	**3.463A**	**3.448A**	**1.386A**	164.952	86.576%	1337	32.3	41.09°C	0.976
	12.336V	5.054V	3.35V	5.05V	190.529				42.55°C	114.86V
40%	**14.507A**	**3.964A**	**3.952A**	**1.589A**	220.037	86.947%	1499	35.5	41.66°C	0.983
	12.327V	5.046V	3.341V	5.035V	253.069				43.6°C	114.84V
50%	**18.228A**	**4.966A**	**4.958A**	**1.794A**	275.035	86.842%	1629	37.5	42.17°C	0.986
	12.318V	5.035V	3.329V	5.018V	316.704				44.62°C	114.83V
60%	**21.954A**	**5.971A**	**5.971A**	**2A**	330.034	86.443%	1755	39.2	42.59°C	0.989
	12.308V	5.025V	3.316V	5.001V	381.785				45.95°C	114.8V
70%	**25.688A**	**6.982A**	**6.994A**	**2.208A**	385.035	85.796%	1868	40.8	43.16°C	0.99
	12.298V	5.014V	3.304V	4.983V	448.781				47.52°C	114.79V
80%	**29.436A**	**7.994A**	**8.024A**	**2.315A**	439.564	84.966%	1931	41.9	43.62°C	0.992
	12.286V	5.003V	3.291V	4.968V	517.342				49.63°C	114.76V
90%	**33.569A**	**8.51A**	**8.538A**	**2.423A**	494.565	84.172%	1959	42.4	44.45°C	0.993
	12.275V	4.993V	3.28V	4.953V	587.569				51.28°C	114.74V
100%	**36.957A**	**9.049A**	**9.179A**	**3.045A**	550.021	83.462%	1914	41.4	45.63°C	0.993
	12.455V	4.974V	3.236V	4.928V	659.007				52.68°C	114.79V
110%	**40.719A**	**10.075A**	**10.332A**	**3.053A**	605.081	82.263%	1921	41.7	46.15°C	0.994
	12.445V	4.964V	3.223V	4.914V	735.569				53.71°C	114.69V
CL1	**0.113A**	**11.951A**	**11.948A**	**0A**	101.294	78.834%	1625	37.4	41.19°C	0.967
	12.344V	5.036V	3.323V	5.075V	128.489				46.42°C	114.88V
CL2	**0.112A**	**17.828A**	**0A**	**0A**	91.382	77.944%	1416	33.9	40.21°C	0.961
	12.351V	5.048V	3.341V	5.086V	117.242				44.87°C	114.88V
CL3	**0.112A**	**0A**	**17.772A**	**0A**	60.798	72.877%	1348	32.4	41.1°C	0.945
	12.353V	5.045V	3.343V	5.087V	83.427				44.34°C	114.9V
CL4	**44.787A**	**0A**	**0A**	**0.002A**	549.605	84.573%	1955	42.2	45.59°C	0.993
	12.271V	5.018V	3.317V	5.023V	649.868				48.23°C	114.72V

The results above are not used in the certification process

230V

□□	12V	5V	3.3V	5VSB	DC/AC (□)	□□	□□□□ (RPM)	□□□□□□□ (dB[A])	□□ (□□ /□□)	PF/AC □□
10%	**2.704A**	**1.971A**	**1.957A**	**0.984A**	55.006	81.335%	1176	28.4	40.01°C	0.809
	12.354V	5.074V	3.373V	5.082V	67.628				41.85°C	229.88V
20%	**6.403A**	**2.963A**	**2.945A**	**1.185A**	109.947	86.898%	1306	31.9	40.59°C	0.904
	12.345V	5.063V	3.361V	5.066V	126.525				42.49°C	229.86V
30%	**10.448A**	**3.463A**	**3.446A**	**1.386A**	164.947	88.445%	1454	34.8	41.04°C	0.94
	12.337V	5.055V	3.352V	5.05V	186.496				43.75°C	229.86V
40%	**14.507A**	**3.964A**	**3.95A**	**1.589A**	220.032	89%	1623	37.3	41.76°C	0.956
	12.328V	5.046V	3.342V	5.034V	247.226				45.24°C	229.85V
50%	**18.227A**	**4.965A**	**4.955A**	**1.794A**	275.029	88.975%	1749	39.1	42.04°C	0.966
	12.318V	5.036V	3.33V	5.017V	309.107				46.69°C	229.84V
60%	**21.954A**	**5.971A**	**5.969A**	**2A**	330.03	88.769%	1865	40.8	42.63°C	0.973
	12.308V	5.025V	3.318V	5V	371.786				47.86°C	229.83V
70%	**25.684A**	**6.982A**	**6.99A**	**2.208A**	385.025	88.413%	1919	41.7	43.23°C	0.977
	12.300V	5.014V	3.305V	4.983V	435.482				49.02°C	229.82V
80%	**29.431A**	**7.993A**	**8.021A**	**2.316A**	439.542	87.853%	1958	42.4	43.58°C	0.977
	12.288V	5.003V	3.292V	4.967V	500.315				50.16°C	229.81V
90%	**33.564A**	**8.508A**	**8.535A**	**2.423A**	494.554	87.381%	1968	42.4	44.17°C	0.979
	12.277V	4.994V	3.281V	4.953V	565.981				51.83°C	229.8V
100%	**36.962A**	**9.049A**	**9.18A**	**3.046A**	550.065	86.815%	1975	42.6	45.16°C	0.981
	12.455V	4.974V	3.236V	4.926V	633.607				51.37°C	229.79V
110%	**40.778A**	**10.096A**	**10.358A**	**3.052A**	604.951	86.254%	1980	42.7	47.37°C	0.984
	12.425V	4.953V	3.215V	4.915V	701.345				50.89°C	229.77V
CL1	**0.114A**	**11.948A**	**11.949A**	**0A**	101.293	80.532%	1757	39.3	41.27°C	0.904
	12.343V	5.037V	3.323V	5.075V	125.78				45.94°C	229.87V
CL2	**0.112A**	**17.82A**	**0A**	**0A**	91.381	79.68%	1549	36.5	40.49°C	0.893
	12.351V	5.05V	3.341V	5.085V	114.687				45.02°C	229.87V
CL3	**0.112A**	**0A**	**17.774A**	**0A**	60.799	73.858%	1453	34.8	40.7°C	0.845
	12.352V	5.044V	3.342V	5.087V	82.321				44.27°C	229.87V

CL4	**44.791A**	**0A**	**0A**	**0.002A**	549.622	87.982%	1971	42.5	45.02°C	0.98
	12.271V	5.017V	3.317V	5.022V	624.703				52.79°C	229.79V

The results above are not used in the certification process

20-80□□□□□

115V

□□	12V	5V	3.3V	5VSB	DC/AC (□)	□□	□□□□ (RPM)	□□□□□□□ (dB[A])	□□ (□□ /□□)	PF/AC □□
20W	**1.202A**	**0.492A**	**0.488A**	**0.196A**	20.007	67.226%	724	13.5	36.69°C	0.874
	12.361V	5.082V	3.382V	5.11V	29.758				37.42°C	114.9V
40W	**2.646A**	**0.689A**	**0.684A**	**0.294A**	40.005	78.089%	772	15.8	37.45°C	0.917
	12.359V	5.079V	3.379V	5.104V	51.229				38.13°C	114.9V
60W	**4.090A**	**0.886A**	**0.88A**	**0.392A**	60.004	82.009%	876	19.2	38.34°C	0.936
	12.355V	5.076V	3.376V	5.098V	73.169				39.05°C	114.89V
80W	**5.532A**	**1.084A**	**1.076A**	**0.491A**	79.957	84.174%	996	23.6	39.35°C	0.95
	12.352V	5.073V	3.372V	5.091V	94.992				39.85°C	114.88V

The results above are not used in the certification process

230V

□□	12V	5V	3.3V	5VSB	DC/AC (□)	□□	□□□□ (RPM)	□□□□□□□ (dB[A])	□□ (□□ /□□)	PF/AC □□
20W	**1.201A**	**0.492A**	**0.488A**	**0.196A**	20.001	68.71%	688	12	36.06°C	0.614
	12.366V	5.081V	3.383V	5.11V	29.11				36.26°C	229.88V
40W	**2.645A**	**0.689A**	**0.683A**	**0.294A**	40.001	79.37%	788	16	37.75°C	0.748
	12.360V	5.079V	3.381V	5.104V	50.398				38.26°C	229.88V
60W	**4.090A**	**0.887A**	**0.879A**	**0.392A**	60.001	83.556%	972	22.4	38.04°C	0.82
	12.355V	5.075V	3.378V	5.098V	71.809				39.43°C	229.88V
80W	**5.531A**	**1.084A**	**1.076A**	**0.491A**	79.951	85.791%	1130	26.8	39.03°C	0.865
	12.352V	5.073V	3.374V	5.091V	93.192				40.83°C	229.87V

The results above are not used in the certification process

115V

Test	12V	5V	3.3V	5VSB	Pass/Fail
10% Load	17.55mV	29.53mV	21.33mV	24.76mV	Pass
20% Load	18.32mV	27.03mV	19.18mV	26.91mV	Pass
30% Load	19.54mV	27.48mV	19.18mV	24.70mV	Pass
40% Load	20.67mV	26.82mV	19.44mV	25.11mV	Pass
50% Load	21.90mV	27.69mV	20.56mV	26.65mV	Pass
60% Load	22.36mV	29.07mV	20.87mV	25.47mV	Pass
70% Load	25.22mV	28.00mV	23.17mV	24.86mV	Pass
80% Load	27.57mV	29.99mV	24.76mV	26.70mV	Pass
90% Load	31.41mV	31.98mV	25.83mV	30.23mV	Pass
100% Load	42.50mV	35.66mV	30.57mV	32.61mV	Pass
110% Load	48.39mV	35.35mV	31.90mV	34.48mV	Pass
Crossload1	23.64mV	33.83mV	27.70mV	22.54mV	Pass
Crossload2	22.46mV	39.39mV	25.58mV	23.84mV	Pass
Crossload3	22.66mV	34.43mV	29.47mV	21.84mV	Pass
Crossload4	43.91mV	26.40mV	29.03mV	29.46mV	Pass

The results above are not used in the certification process

230V

Test	12V	5V	3.3V	5VSB	Pass/Fail
10% Load	17.80mV	28.25mV	19.64mV	26.70mV	Pass
20% Load	18.47mV	28.30mV	21.18mV	24.40mV	Pass
30% Load	20.57mV	27.28mV	19.34mV	25.32mV	Pass
40% Load	21.02mV	28.97mV	20.92mV	25.11mV	Pass
50% Load	21.03mV	28.05mV	22.15mV	24.96mV	Pass
60% Load	24.20mV	27.95mV	20.97mV	25.02mV	Pass



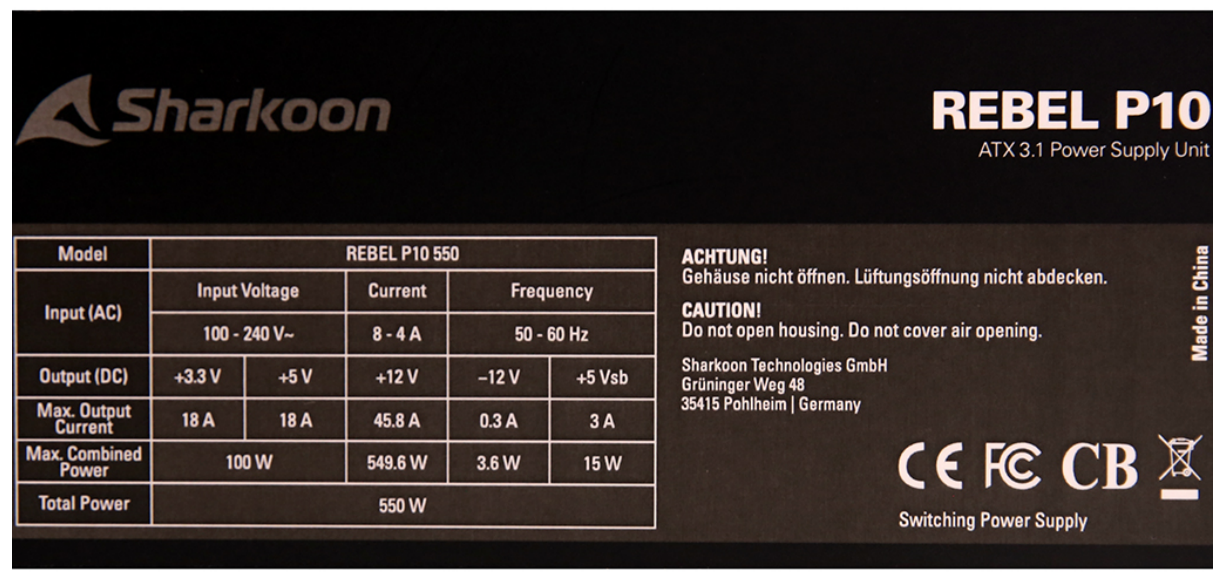

Test	12V	5V	3.3V	5VSB	Pass/Fail
70% Load	23.79mV	29.53mV	22.20mV	25.01mV	Pass
80% Load	26.25mV	29.53mV	24.09mV	25.47mV	Pass
90% Load	31.87mV	31.52mV	26.14mV	28.14mV	Pass
100% Load	43.42mV	35.02mV	29.05mV	30.86mV	Pass
110% Load	48.70mV	37.57mV	33.93mV	32.47mV	Pass
Crossload1	21.69mV	34.92mV	28.75mV	23.94mV	Pass
Crossload2	20.72mV	40.06mV	25.78mV	23.02mV	Pass
Crossload3	21.08mV	31.83mV	26.24mV	20.77mV	Pass
Crossload4	44.59mV	26.89mV	25.59mV	27.59mV	Pass

The results above are not used in the certification process

Sharkoon Rebel P10 550

Top side

Power specifications label

本测试报告中包含的所有数据和图表均可在以下条件下由任何人使用：使用过程需提及测试结果由 Cybenetics提供。
在任何情况下都应提供原始测试结果文档的网站链接

Cybenetics 提供自愿性认证计划：电源方面有 ETA (效率)、 LAMBDA (噪声) 与 SAFE (安全与正确运行)；散热产品方面有 DELTA (机箱隔音) 与 PHI (风扇风量与静压)