Cougar GLE 850W

NBD08GL85000054

Lab ID CG85002593

Certification ID 252593

Test Result Report ID: 24PS2593A

Certificate Issue Date: Oct 8, 2024

Scheme: ETA-EMI PSU

115V 230V

Scheme: LAMBDA PSU

115V 230V

Outside Validation Scope

General Information

Test Equipment

Electronic Loads	Chroma 63601-5 x2 Chroma 63600-2 Chroma 63640-80-80 x10 Chroma 63610-80-20
AC Sources	Chroma 6530, APM SP300VAC4000W-P, GW Instek ASR-3500
Power Analyzers	Rohde & Schwarz HMC8015 & NPA701
Oscilloscopes	Picoscope 4444, Siglent SDS2104X PLUS
Sound Analyzer	Bruel & Kjaer 2270 G4
Microphone	Bruel & Kjaer Type 4955-A
Temperature Logger	Picoscope TC-08
Tachometer	UNI-T UT372
Multimeters	Keysight 34465A
EMI Analyzer	TekBox TBMR-110M-EU
Isolation Transformer	4kVA
UPS	FSP Champ Tower 3kVA, CyberPower OLS3000E 3kVA
Testing Methodology	Cybenetics PSU Test Protocol

DUT Information(Non-accredited measurements)

Product Identification Details	
Brand	Cougar
Model	GLE 850W
OEM/ODM	CE-Link
Serial Number	NBD08GL85000054
Product Specifications	
Manufacturer-Provided Information	
□□□□ (Vrms)	100-240
□□□□ (Arms)	12-6

□□□□ (Hz)	50-60
□□□□ (W)	850
Operating Temperature (Continuous Full Load) (°C)	
□□	ATX12V
□□□□	Fully Modular
Warranty	-
Cybenetics Measurements	
Dimensions (W x H x D)	
Weight	
□□	135mm Hydro Dynamic Bearing Fan (RL4Z S1352512H)
□□□□□	✗
Cybenetics Testing Information	
Lab ID	CG85002593
Date of receipt	Sep 16, 2024
Testing Date	Oct 4, 2024
Report Issued Date	Oct 8, 2024
Engineer Name	-
Authorized By the Laboratory Technical Manager	Aristeidis Bitziopoulos
Signature	

□□□□ (Non-accredited measurements)

□□□□				
□□	□□□□	□□□□□	**Gauge**	In Cable Capacitors
ATX □□ 24 pin (605mm)	1	1	16-22AWG	□
4+4 pin EPS 12V □□ (650mm)	1	1	16AWG	□
8 pin EPS 12V □□ (650mm)	1	1	16AWG	□
6+2pin PCIe□□ (600mm+160mm)	1	2	16-18AWG	□
6+2pin PCIe□□ (600mm)	2	2	16AWG	□
12+2 pin PCIe (650mm) (600W)	1	1	16-24AWG	□
SATA□□ (405mm+150mm+150mm+150mm)	3	12	18AWG	□

4-pin Molex (405mm+105mm+105mm+105mm)	1	4	18AWG	□
AC Power Cord (1850mm) - C13 coupler	1	1	14AWG	-

Protection Features(Manufacturer)

Over Power Protection	✓
Over Current (+12V) Protection	✓
Over Temperature Protection	✓
Short Circuit Protection	✓
Surge Protection	✓
Inrush Current Protection	✓
Fan Failure Protection	✗

□□□□

□		3.3V	5V	12V	5VSB	-12V
□□□□	□□	20	20	70.8	3	0.3
	□	120		850	15	3.6
□□□□□ (W)		850				

Test Results

Temperature & Compliance Info

□□□□ (°C /°F)	28-32 / 82.4-89.6
□□ ErP Lot3/6□□	✓
□□ (EU) No 617/2013□□	✓
ALPM (Alternative Low Power Mode) compatible	✓
ATX v3.1 PSU Power Excursion	✓

Performance Summary

115V

Accredited	
□□□□ (>1450 load combinations)	88.107%
Average Noise Output (>1450 Load Combinations)	27.37dBA
PF□□□ (>1450 Load Combinations)	0.994
Efficiency With 10W (≤500W) or 2% (>500W) Load	70.250%
□□□□□□	0.0610W
Non-Accredited	
12V Ripple (Full Load)	21.17mV
5V Ripple (Full Load)	19.17mV
3.3V Ripple (Full Load)	20.61mV
5VSB Ripple (Full Load)	17.11mV
12V Load Regulation	1.47%
5V Load Regulation	0.70%
3.3V Load Regulation	0.67%
5VSB Load Regulation	3.02%
Inrush Current	34.900A

230V

Accredited	
□□□□ (>1450 load combinations)	90.195%
Average Noise Output (>1450 Load Combinations)	27.03dBA
PF□□□ (>1450 Load Combinations)	0.965
Efficiency With 10W (≤500W) or 2% (>500W) Load	-
□□□□□□	0.1371W
Non-Accredited	
12V Ripple (Full Load)	20.26mV
5V Ripple (Full Load)	19.67mV
3.3V Ripple (Full Load)	20.12mV

5VSB Ripple (Full Load)		16.24mV
12V Load Regulation		1.47%
5V Load Regulation		0.70%
3.3V Load Regulation		0.67%
5VSB Load Regulation		3.04%
Inrush Current		66.800A
12V Transient Response (200%)		11.34V
5V Transient Response (200%)		4.938V
3.3V Transient Response (200%)		3.207V
5VSB Transient Response (200%)		4.988V
□□□□ & PG□□		18.00ms
AC Loss to PWR_OK Hold Up Time		15.00ms
PWR_OK Inactive to DC Loss Delay		3.00ms
PSU Timings: T1 (20% / 100%)	109.0ms	54.0ms
PSU Timings: T3 (20% / 100%)	124.0ms	124.0ms
12V OCP (30.8°C / 41.7°C)	90.00A (127.12%), 11.839V	90.20A (127.40%), 11.844V
5V OCP (30.8°C / 41.7°C)	28.3A (141.50%), 4.997V	27.6A (138.00%), 4.995V
3.3V OCP (30.8°C / 41.7°C)	28.5A (142.50%), 3.289V	27.6A (138.00%), 3.288V
5VSB OCP (30.8°C / 41.7°C)	5.4A (180.00%), 4.995V	5.2A (173.33%), 4.99V
OPP (31.05°C / 42.25°C)	123.85%	123.85%

□□□□ & PG□□

Hold-Up Time (ms)	18
AC Loss to PWR_OK Hold Up Time (ms)	15
PWR_OK Inactive to DC Loss Delay (ms)	3

Tables

115V

Detailed Results						
	Average	Min	Limit Min	Max	Limit Max	Result
Mains Voltage RMS:	115.07 V	115.03 V	113.85 V	115.11 V	116.15 V	PASS
Mains Frequency:	60.00 Hz	59.95 Hz	59.40 Hz	60.01 Hz	60.60 Hz	PASS
Mains Voltage CF:	1.416	1.415	1.340	1.418	1.490	PASS
Mains Voltage THD:	0.13 %	0.09 %	N/A	0.18 %	2.00 %	PASS
Real Power:	0.061 W	0.019 W	N/A	0.099 W	N/A	N/A
Apparent Power:	7.049 W	6.938 W	N/A	7.141 W	N/A	N/A
Power Factor:	0.010	N/A	N/A	N/A	N/A	N/A

230V

Detailed Results						
	Average	Min	Limit Min	Max	Limit Max	Result
Mains Voltage RMS:	231.01 V	230.93 V	227.70 V	231.08 V	232.30 V	PASS
Mains Frequency:	50.00 Hz	49.99 Hz	49.50 Hz	50.01 Hz	50.50 Hz	PASS
Mains Voltage CF:	1.417	1.416	1.340	1.419	1.490	PASS
Mains Voltage THD:	0.17 %	0.14 %	N/A	0.24 %	2.00 %	PASS
Real Power:	0.137 W	0.097 W	N/A	0.199 W	N/A	N/A
Apparent Power:	23.973 W	23.715 W	N/A	24.233 W	N/A	N/A
Power Factor:	0.005	N/A	N/A	N/A	N/A	N/A

□□□□□□

115V

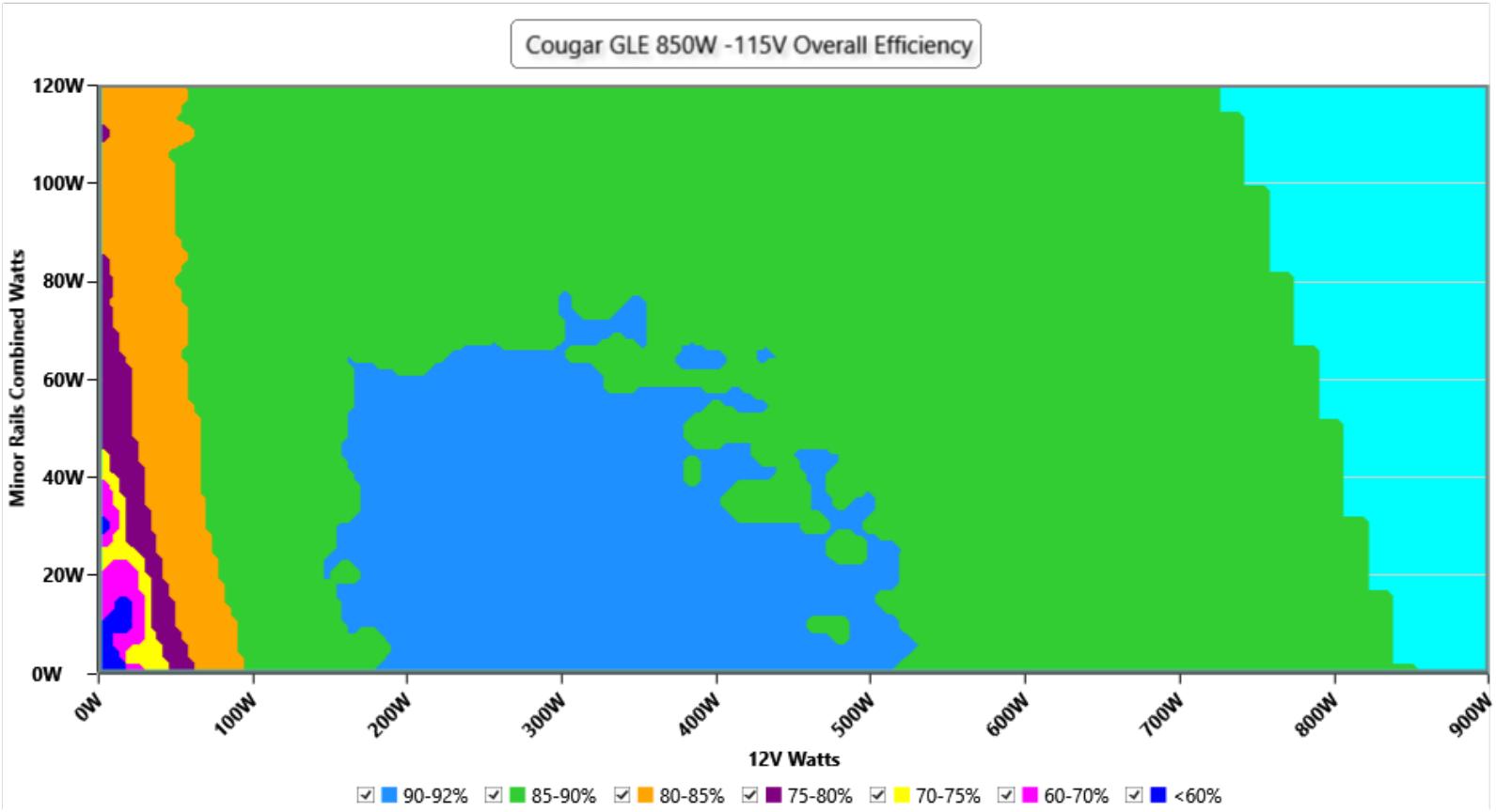

□□

This graph depicts the PSU`s efficiency throughout its entire operational range. For the generation of the efficiency and noise graphs we set our loaders to auto mode through our custom-made software before trying thousands of possible load combinations

230V

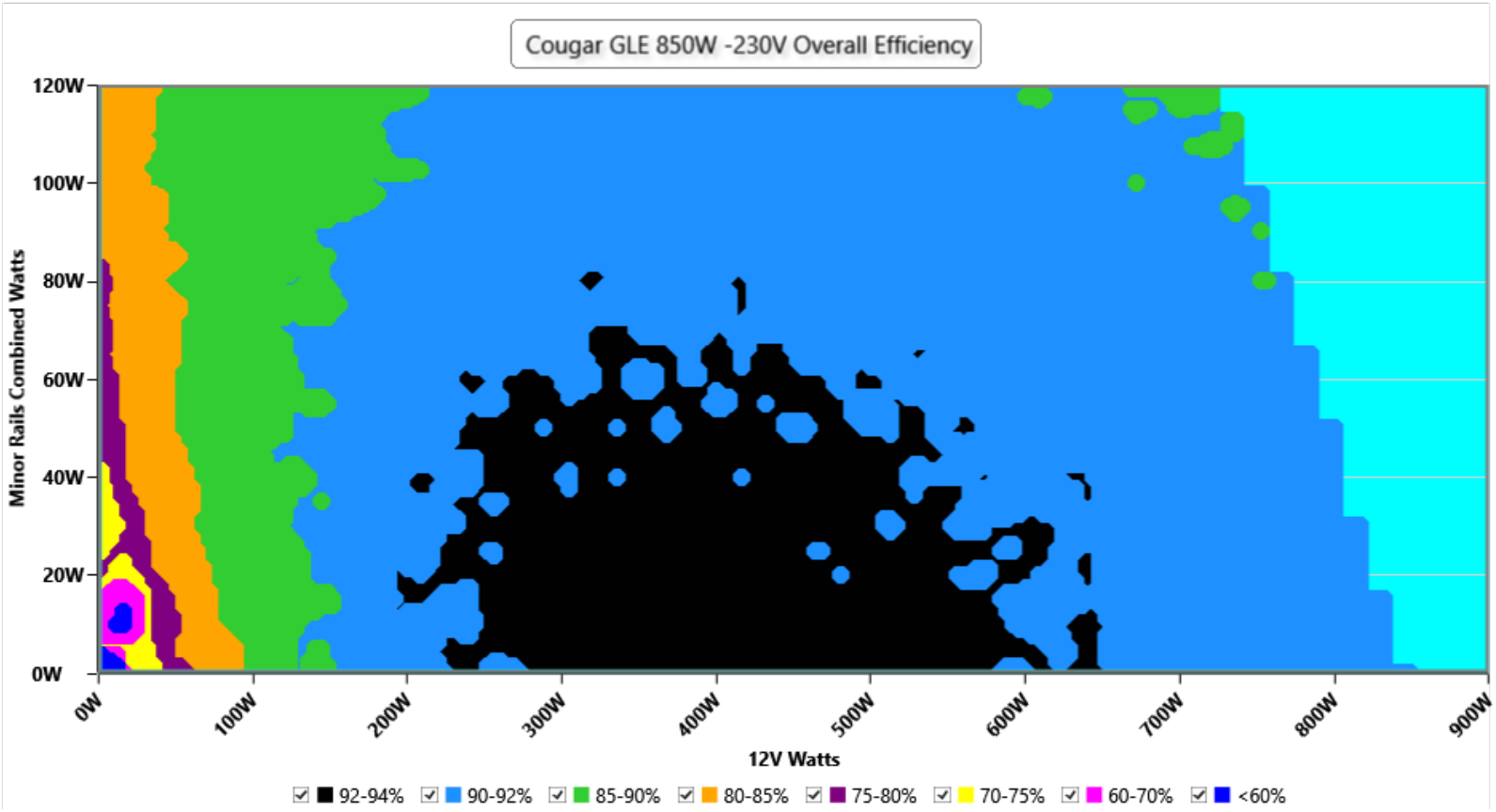

This graph depicts the PSU`s efficiency throughout its entire operational range. For the generation of the efficiency and noise graphs we set our loaders to auto mode through our custom-made software before trying thousands of possible load combinations

□□□□□

115V

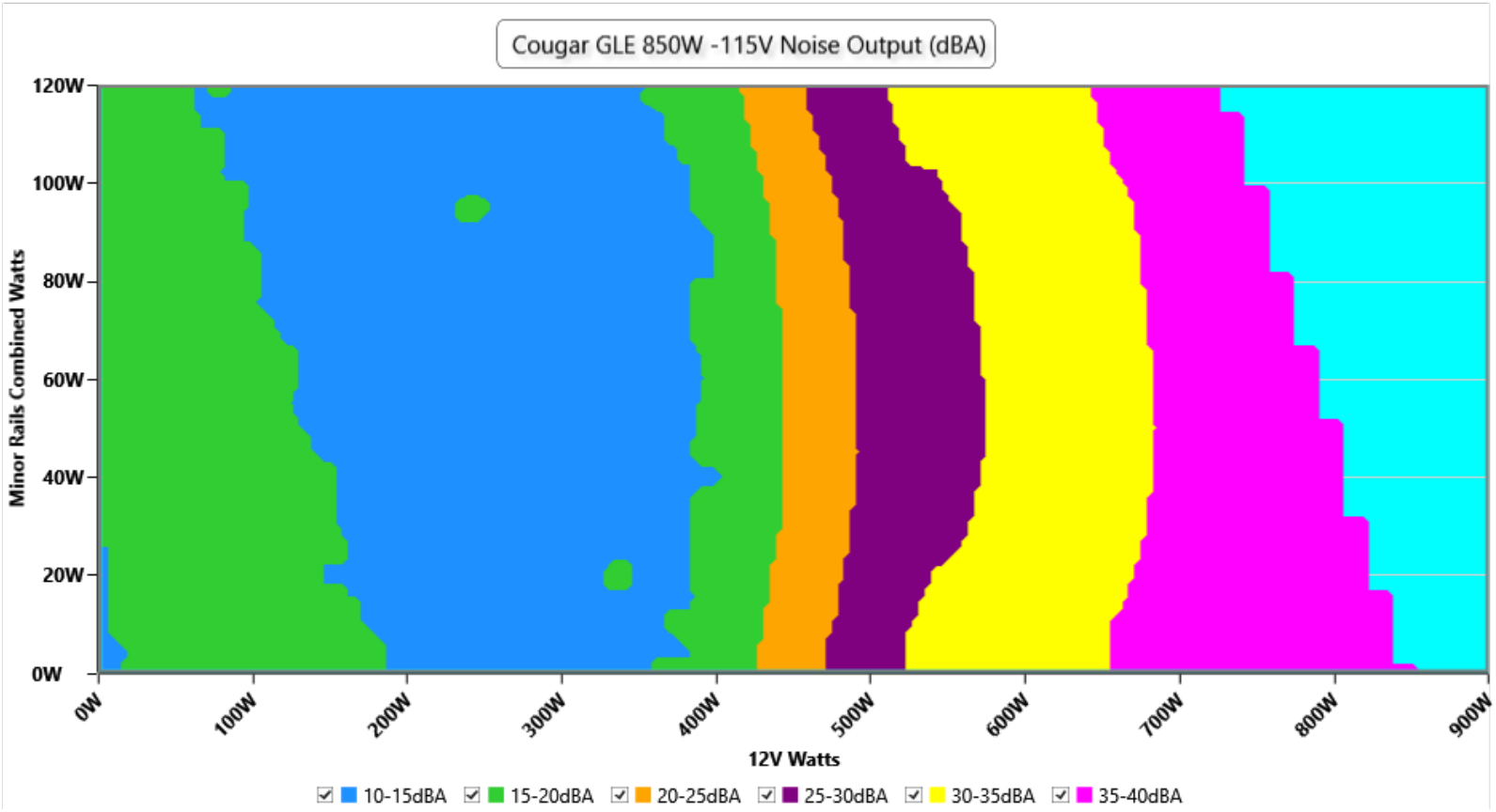

□□

The PSU`s noise in its entire operational range and under 30-32 °C ambient is depicted in this graph. The X axis represents the load on the +12V rail(s) while the Y axis is the load on the minor rails

230V

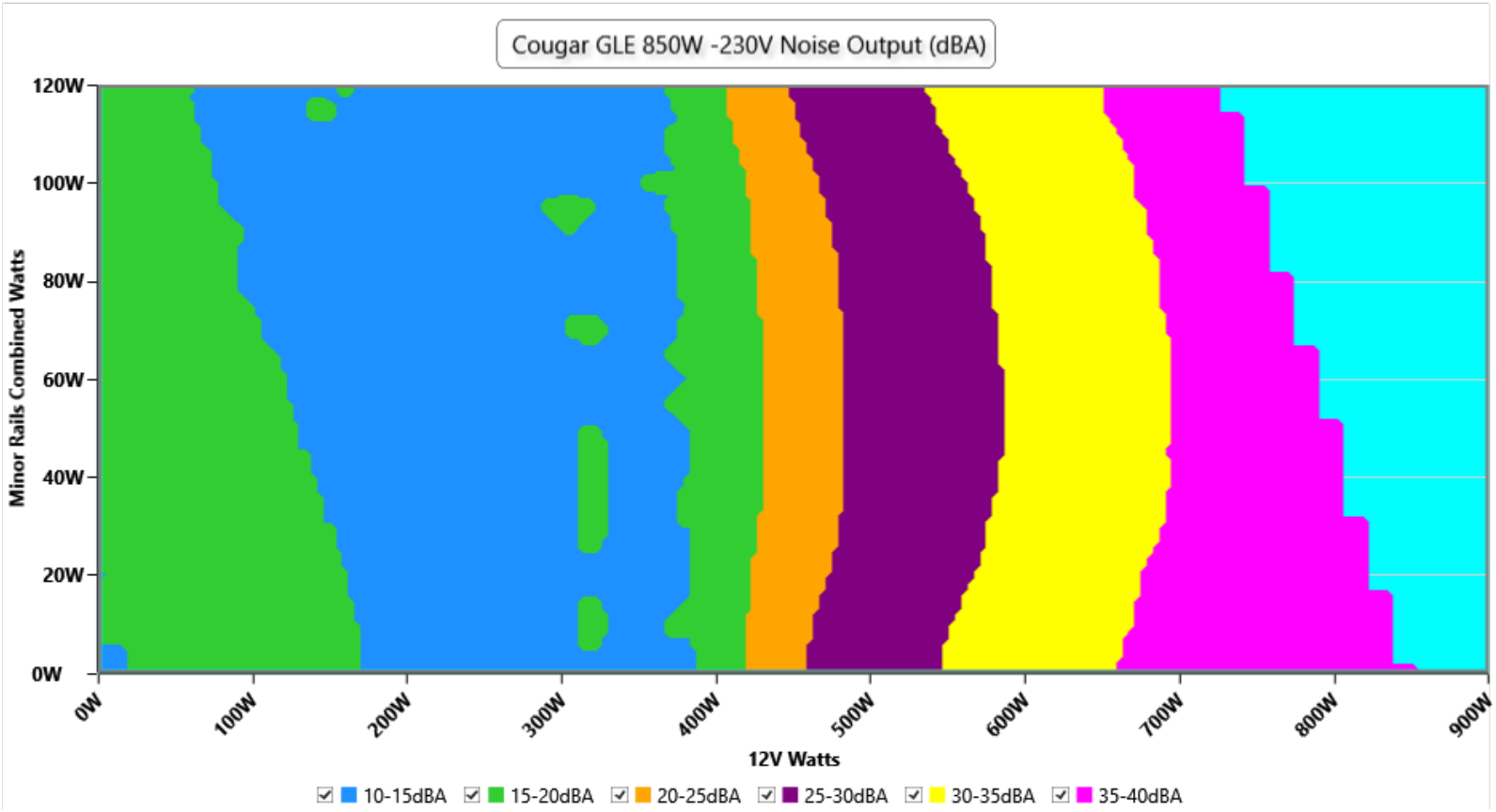

The PSU`s noise in its entire operational range and under 30-32 °C ambient is depicted in this graph. The X axis represents the load on the +12V rail(s) while the Y axis is the load on the minor rails

Noise under high ambient temperature (indicative)

115V

Load	Normal ambient fan · noise · intake	High ambient fan · noise · intake	Noise change
10%	678 RPM · 16.3 dB(A) · 30.8 °C	689 RPM · 17.2 dB(A) · 40.1 °C	**+0.9 dB(A)**
20%	679 RPM · 16.3 dB(A) · 30.6 °C	688 RPM · 17.1 dB(A) · 40.5 °C	**+0.8 dB(A)**
50%	675 RPM · 16.3 dB(A) · 30.9 °C	1033 RPM · 30.3 dB(A) · 42.2 °C	**+14.0 dB(A)**
100%	1299 RPM · 36.8 dB(A) · 30.7 °C	1526 RPM · 41.2 dB(A) · 45.2 °C	**+4.4 dB(A)**

230V

Load	Normal ambient fan · noise · intake	High ambient fan · noise · intake	Noise change
10%	678 RPM · 16.3 dB(A) · 30.2 °C	690 RPM · 17.2 dB(A) · 40.0 °C	**+0.9 dB(A)**
20%	678 RPM · 16.3 dB(A) · 30.2 °C	690 RPM · 17.2 dB(A) · 40.5 °C	**+0.9 dB(A)**
50%	675 RPM · 16.3 dB(A) · 30.2 °C	1027 RPM · 30.2 dB(A) · 42.2 °C	**+13.9 dB(A)**
100%	1289 RPM · 36.5 dB(A) · 30.1 °C	1529 RPM · 41.3 dB(A) · 45.7 °C	**+4.8 dB(A)**

INFO

Fan speed, noise and the measured intake temperature at 10, 20, 50 and 100 % load, from the two load regulation tests: at normal ambient (about 30-32 °C) and at high ambient (about 40-47 °C). These are stabilized readings at fixed loads, not averages over the certification sweep, so they are indicative of how the fan behaves when it is hot. "<6.0" is the floor of our sound meter, with the fan stopped; with the fan stopped, the intake sensor can read higher than the chamber air.

Informational. Not part of the ETA or LAMBDA rating.

Indicative Performance

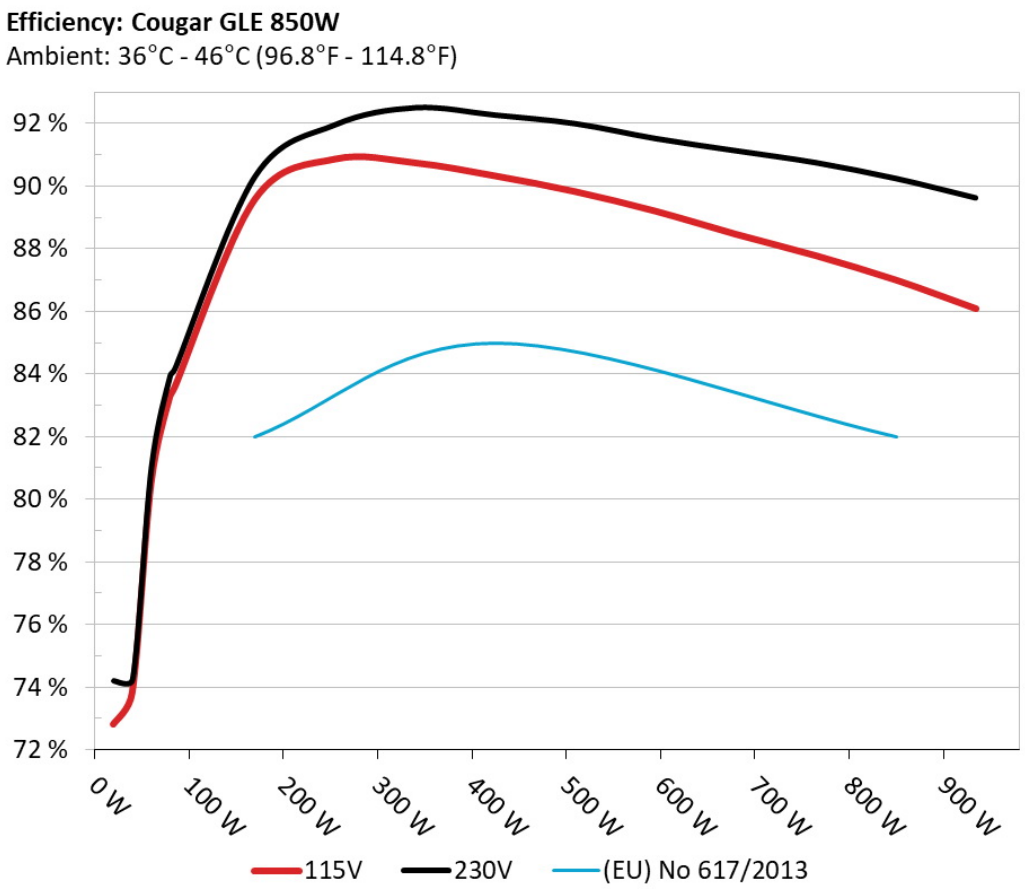

The PSU`s efficiency under high ambient temperatures with 115V and 230V input. For this graph the results of the 10-110% load regulation table are used

5Vsb□□□□

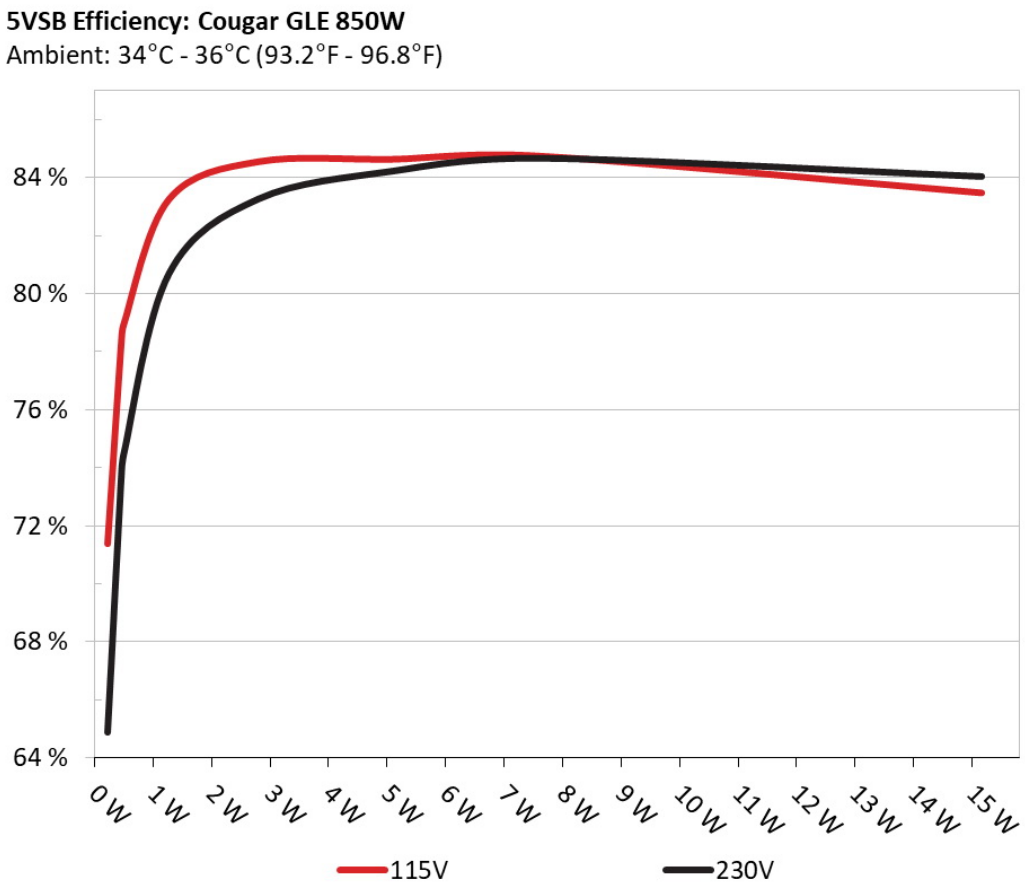

□□

This graph depicts the efficiency levels of the 5VSB rail with 115V and 230V input

□□□□ □□ 5Vsb □□ (ErP Lot3/6 & CEC)

115V

□□ #	5VSB	DC/AC (□)	□□	PF/AC □□
1	**0.045A**	0.231W	71.377%	0.046
	5.122V	0.324W		114.93V
2	**0.09A**	0.461W	78.211%	0.081
	5.121V	0.589W		114.93V
3	**0.55A**	2.811W	84.548%	0.311
	5.111V	3.325W		114.92V
4	**1A**	5.101W	84.63%	0.398
	5.101V	6.028W		114.91V
5	**1.5A**	7.635W	84.736%	0.436
	5.089V	9.011W		114.91V
6	**3A**	15.165W	83.472%	0.492
	5.055V	18.168W		114.91V

230V

□□ #	5VSB	DC/AC (□)	□□	PF/AC □□
1	**0.045A**	0.231W	64.868%	0.015
	5.121V	0.357W		229.9V
2	**0.09A**	0.461W	73.558%	0.026
	5.121V	0.626W		229.89V
3	**0.55A**	2.811W	83.282%	0.131
	5.11V	3.376W		229.88V
4	**1A**	5.101W	84.24%	0.21
	5.1V	6.056W		229.88V
5	**1.5A**	7.635W	84.683%	0.272
	5.089V	9.017W		229.88V
6	**3A**	15.165W	84.054%	0.364
	5.055V	18.042W		229.88V

Protection Features

OCP (Normal @ 30.8°C)	12V: 90.00A (127.12%), 11.839V 5V: 28.3A (141.50%), 4.997V 3.3V: 28.5A (142.50%), 3.289V 5VSB: 5.4A (180.00%), 4.995V
OCP (Hot @ 41.7°C)	12V: 90.20A (127.40%), 11.844V 5V: 27.6A (138.00%), 4.995V 3.3V: 27.6A (138.00%), 3.288V 5VSB: 5.2A (173.33%), 4.99V
OPP (Normal @ 31.1°C)	1052.70W (123.85%)
OPP (Hot @ 42.3°C)	1052.75W (123.85%)
OTP	✓ (155°C @ Heat Sink)
SCP	12V to Earth: ✓ 5V to Earth: ✓ 3.3V to Earth: ✓ 5VSB to Earth: ✓ -12V to Earth: ✓
PWR_OK	Proper Operation
NLO	✓
Fan Failure Protection	✗
SIP	Surge: MOV Inrush: NTC & Bypass Relay

Supplementary Tests (For Reference)

10-110%□□□□

115V

□□	**12V**	**5V**	**3.3V**	**5VSB**	**DC/AC (□)**	□□	□□□□ **(RPM)**	□□□□□□□ **(dB[A])**	□□ **(□□ /□□)**	**PF/AC □□**
10%	**5.268A**	**1.98A**	**1.991A**	**0.983A**	85.006	83.579%	689	17.2	40.14°C	0.974
	12.036V	5.05V	3.315V	5.088V	101.71				39.75°C	114.87V

20%	**11.568A**	**2.973A**	**2.988A**	**1.182A**	169.949	89.575%	688	17.1	40.52°C	0.986
	12.020V	5.046V	3.313V	5.075V	189.746				40.5°C	114.86V
30%	**18.265A**	**3.47A**	**3.488A**	**1.383A**	254.956	90.861%	689	17.2	41.47°C	0.997
	11.985V	5.044V	3.311V	5.062V	280.592				41.3°C	114.82V
40%	**24.972A**	**3.968A**	**3.989A**	**1.585A**	340.049	90.739%	846	23.9	41.75°C	0.997
	11.967V	5.041V	3.31V	5.049V	374.753				41.87°C	114.8V
50%	**31.330A**	**4.963A**	**4.989A**	**1.787A**	424.886	90.321%	1033	30.3	42.19°C	0.998
	11.950V	5.037V	3.307V	5.036V	470.437				41.94°C	114.76V
60%	**37.678A**	**5.961A**	**5.992A**	**1.991A**	509.395	89.823%	1208	34.9	42.74°C	0.998
	11.933V	5.033V	3.305V	5.023V	567.157				42.12°C	114.73V
70%	**44.112A**	**6.96A**	**6.995A**	**2.196A**	594.719	89.197%	1340	37.8	43.04°C	0.998
	11.915V	5.029V	3.303V	5.009V	666.737				42.39°C	114.7V
80%	**50.563A**	**7.958A**	**7.999A**	**2.301A**	679.538	88.465%	1469	40.1	43.59°C	0.998
	11.898V	5.025V	3.3V	4.998V	768.198				43.13°C	114.66V
90%	**57.434A**	**8.46A**	**8.488A**	**2.406A**	764.935	87.774%	1525	41.2	44.57°C	0.999
	11.882V	5.023V	3.299V	4.987V	871.482				44.31°C	114.63V
100%	**64.054A**	**8.963A**	**9.01A**	**3.022A**	849.752	86.998%	1526	41.2	45.16°C	0.998
	11.866V	5.02V	3.296V	4.963V	976.818				45.19°C	114.59V
110%	**70.557A**	**9.967A**	**10.111A**	**3.029A**	934.349	86.086%	1526	41.2	46.3°C	0.996
	11.850V	5.016V	3.294V	4.953V	1085.314				46.49°C	114.56V
CL1	**0.117A**	**14.389A**	**14.459A**	**0A**	121.294	80.401%	1138	33	40.7°C	0.985
	12.028V	5.017V	3.299V	5.09V	150.867				45.82°C	114.86V
CL2	**0.115A**	**19.941A**	**0A**	**0A**	101.348	79.158%	945	27.5	40.53°C	0.978
	12.034V	5.013V	3.311V	5.1V	128.027				44.5°C	114.87V
CL3	**0.115A**	**0A**	**20.017A**	**0A**	67.398	73.419%	829	23.2	41.12°C	0.969
	12.035V	5.046V	3.298V	5.099V	91.8				44.58°C	114.88V
CL4	**71.595A**	**0A**	**0A**	**0A**	849.524	87.71%	1528	41.3	45.85°C	0.999
	11.866V	5.046V	3.307V	5.044V	968.546				56.39°C	114.6V

The results above are not used in the certification process

230V

□□	12V	5V	3.3V	5VSB	DC/AC (□)	□□	□□□□ (RPM)	□□□□□□□□ (dB[A])	□□ (□□ /□□)	PF/AC □□
10%	**5.268A**	**1.98A**	**1.991A**	**0.983A**	85.003	84.171%	690	17.2	40.03°C	0.851
	12.036V	5.05V	3.315V	5.088V	100.988				42.46°C	229.87V
20%	**11.567A**	**2.973A**	**2.988A**	**1.182A**	169.946	90.303%	690	17.2	40.51°C	0.928
	12.021V	5.046V	3.313V	5.075V	188.195				43.32°C	229.86V
30%	**18.263A**	**3.47A**	**3.488A**	**1.383A**	254.95	91.949%	689	17.2	41.44°C	0.957
	11.985V	5.043V	3.311V	5.063V	277.274				44.29°C	229.85V
40%	**24.971A**	**3.968A**	**3.989A**	**1.584A**	340.043	92.493%	795	21.7	41.56°C	0.971
	11.967V	5.041V	3.31V	5.05V	367.61				45.52°C	229.83V
50%	**31.332A**	**4.964A**	**4.99A**	**1.787A**	424.908	92.257%	1027	30.2	42.21°C	0.98
	11.950V	5.037V	3.307V	5.036V	460.62				46.45°C	229.82V
60%	**37.683A**	**5.962A**	**5.992A**	**1.991A**	509.454	91.986%	1211	34.9	42.92°C	0.987
	11.932V	5.033V	3.305V	5.023V	553.943				47.34°C	229.8V
70%	**44.118A**	**6.962A**	**6.996A**	**2.196A**	594.799	91.511%	1364	38.4	43.42°C	0.99
	11.915V	5.029V	3.302V	5.009V	649.95				47.86°C	229.79V
80%	**50.576A**	**7.96A**	**8.001A**	**2.302A**	679.641	91.123%	1475	40.3	43.68°C	0.993
	11.898V	5.024V	3.3V	4.997V	745.891				48.12°C	229.77V
90%	**57.447A**	**8.462A**	**8.491A**	**2.407A**	765.029	90.741%	1529	41.3	44.36°C	0.996
	11.881V	5.022V	3.298V	4.986V	843.139				49.23°C	229.75V
100%	**64.060A**	**8.964A**	**9.012A**	**3.022A**	849.807	90.236%	1529	41.3	45.69°C	0.997
	11.866V	5.019V	3.296V	4.963V	941.708				51.49°C	229.73V
110%	**70.561A**	**9.968A**	**10.112A**	**3.029A**	934.378	89.619%	1528	41.3	46.4°C	0.998
	11.849V	5.015V	3.293V	4.953V	1042.649				53.4°C	229.72V
CL1	**0.117A**	**14.39A**	**14.46A**	**0A**	121.296	81.15%	1187	34.2	41.29°C	0.91
	12.028V	5.016V	3.299V	5.09V	149.466				44.57°C	229.86V
CL2	**0.115A**	**19.942A**	**0A**	**0A**	101.349	79.811%	967	28	41.6°C	0.886
	12.034V	5.012V	3.311V	5.099V	126.994				43.54°C	229.87V
CL3	**0.115A**	**0A**	**20.019A**	**0A**	67.399	74.035%	843	23.8	40.78°C	0.826
	12.035V	5.045V	3.297V	5.099V	91.056				42.76°C	229.87V

CL4	**71.607A**	**0A**	**0A**	**0A**	849.539	90.942%	1535	41.4	45.77°C	0.997
	11.864V	5.046V	3.307V	5.045V	934.225				48.87°C	229.74V

The results above are not used in the certification process

20-80□□□□□

115V

□□	12V	5V	3.3V	5VSB	DC/AC (□)	□□	□□□□ (RPM)	□□□□□□□□ (dB[A])	□□ (□□ /□□)	PF/AC □□
20W	**1.236A**	**0.495A**	**0.497A**	**0.196A**	20.008	72.822%	679	16.3	36.65°C	0.851
	12.017V	5.055V	3.318V	5.113V	27.481				36.77°C	114.9V
40W	**2.716A**	**0.693A**	**0.696A**	**0.294A**	40.004	73.828%	685	16.9	37.04°C	0.941
	12.040V	5.054V	3.317V	5.109V	54.192				37.01°C	114.89V
60W	**4.198A**	**0.891A**	**0.895A**	**0.392A**	60.002	80.511%	686	16.9	38.13°C	0.961
	12.039V	5.053V	3.317V	5.105V	74.533				38.16°C	114.88V
80W	**5.676A**	**1.089A**	**1.095A**	**0.49A**	79.953	83.287%	687	17	39.39°C	0.971
	12.036V	5.052V	3.317V	5.1V	96.009				38.84°C	114.88V

The results above are not used in the certification process

230V

□□	12V	5V	3.3V	5VSB	DC/AC (□)	□□	□□□□ (RPM)	□□□□□□□□ (dB[A])	□□ (□□ /□□)	PF/AC □□
20W	**1.236A**	**0.495A**	**0.497A**	**0.196A**	20.004	74.217%	679	16.3	36.1°C	0.504
	12.014V	5.054V	3.318V	5.114V	26.957				37.76°C	229.88V
40W	**2.715A**	**0.693A**	**0.696A**	**0.294A**	40.001	74.263%	686	16.9	37.73°C	0.692
	12.041V	5.053V	3.317V	5.109V	53.868				39.13°C	229.88V
60W	**4.198A**	**0.891A**	**0.895A**	**0.392A**	59.999	81.037%	687	17	38.02°C	0.781
	12.039V	5.053V	3.317V	5.105V	74.048				39.99°C	229.87V
80W	**5.676A**	**1.089A**	**1.094A**	**0.49A**	79.949	83.958%	688	17.1	39.08°C	0.838
	12.036V	5.052V	3.317V	5.101V	95.229				40.66°C	229.87V

The results above are not used in the certification process

115V

Test	12V	5V	3.3V	5VSB	Pass/Fail
10% Load	14.4 mV	12.8 mV	14.1 mV	13.5 mV	Pass
20% Load	17.9 mV	14.3 mV	14.4 mV	14.1 mV	Pass
30% Load	15.4 mV	14.4 mV	16.2 mV	14.9 mV	Pass
40% Load	14.4 mV	14.2 mV	14.5 mV	14.0 mV	Pass
50% Load	14.3 mV	20.0 mV	25.6 mV	14.1 mV	Pass
60% Load	14.3 mV	15.2 mV	16.5 mV	15.8 mV	Pass
70% Load	14.4 mV	15.3 mV	17.0 mV	18.0 mV	Pass
80% Load	14.1 mV	17.2 mV	19.2 mV	14.9 mV	Pass
90% Load	16.3 mV	17.6 mV	18.3 mV	15.8 mV	Pass
100% Load	21.2 mV	19.2 mV	20.6 mV	17.1 mV	Pass
110% Load	22.8 mV	19.0 mV	21.1 mV	17.1 mV	Pass
Crossload 1	13.6 mV	15.6 mV	17.8 mV	13.9 mV	Pass
Crossload 2	13.5 mV	21.6 mV	16.4 mV	13.7 mV	Pass
Crossload 3	13.8 mV	13.4 mV	17.3 mV	14.2 mV	Pass
Crossload 4	19.6 mV	18.0 mV	19.2 mV	19.4 mV	Pass

The results above are not used in the certification process

230V

Test	12V	5V	3.3V	5VSB	Pass/Fail
10% Load	14.1 mV	12.7 mV	13.3 mV	12.7 mV	Pass
20% Load	17.2 mV	14.0 mV	14.8 mV	13.5 mV	Pass
30% Load	13.5 mV	14.9 mV	14.4 mV	13.1 mV	Pass
40% Load	13.2 mV	13.9 mV	15.1 mV	13.1 mV	Pass
50% Load	13.4 mV	16.5 mV	28.8 mV	14.1 mV	Pass
60% Load	13.8 mV	15.4 mV	15.5 mV	15.0 mV	Pass





Test	12V	5V	3.3V	5VSB	Pass/Fail
70% Load	14.3 mV	15.7 mV	16.6 mV	14.0 mV	Pass
80% Load	15.0 mV	16.1 mV	18.5 mV	14.3 mV	Pass
90% Load	14.6 mV	16.5 mV	18.6 mV	14.9 mV	Pass
100% Load	20.3 mV	19.7 mV	20.1 mV	16.2 mV	Pass
110% Load	20.5 mV	18.6 mV	21.3 mV	16.1 mV	Pass
Crossload 1	13.7 mV	15.4 mV	19.3 mV	14.0 mV	Pass
Crossload 2	14.1 mV	19.9 mV	15.8 mV	14.0 mV	Pass
Crossload 3	14.1 mV	13.6 mV	18.1 mV	13.8 mV	Pass
Crossload 4	19.8 mV	15.9 mV	19.5 mV	17.4 mV	Pass

The results above are not used in the certification process

Cougar GLE 850W

Top side

Power specifications label

本测试报告中包含的所有数据和图表均可在以下条件下由任何人使用：使用过程需提及测试结果由 Cybenetics提供。
在任何情况下都应提供原始测试结果文档的网站链接

Cybenetics 提供自愿性认证计划：电源方面有 ETA (效率)、 LAMBDA (噪声) 与 SAFE (安全与正确运行)；散热产品方面有 DELTA (机箱隔音) 与 PHI (风扇风量与静压)