ASRock Phantom Gaming PG-1300G (ATX v3.1)

S4311030004

Lab ID AR13002621

Certification ID 252621

Test Result Report ID: 24PS2621A

Certificate Issue Date: Oct 30, 2024

Scheme: ETA-EMI PSU

115V 230V

Scheme: LAMBDA PSU

115V 230V

Outside Validation Scope

General Information

Test Equipment

Electronic Loads	Chroma 63601-5 x2 Chroma 63600-2 Chroma 63640-80-80 x10 Chroma 63610-80-20
AC Sources	Chroma 6530, APM SP300VAC4000W-P, GW Instek ASR-3500
Power Analyzers	Rohde & Schwarz HMC8015 & NPA701
Oscilloscopes	Picoscope 4444, Siglent SDS2104X PLUS
Sound Analyzer	Bruel & Kjaer 2270 G4
Microphone	Bruel & Kjaer Type 4955-A
Temperature Logger	Picoscope TC-08
Tachometer	UNI-T UT372
Multimeters	Keysight 34465A
EMI Analyzer	TekBox TBMR-110M-EU
Isolation Transformer	4kVA
UPS	FSP Champ Tower 3kVA, CyberPower OLS3000E 3kVA
Testing Methodology	Cybenetics PSU Test Protocol

DUT Information(Non-accredited measurements)

Product Identification Details	
Brand	ASRock
Model	Phantom Gaming PG-1300G (ATX v3.1)
OEM/ODM	FSP
Serial Number	S4311030004
Product Specifications	
Manufacturer-Provided Information	
□□□□ (Vrms)	100-240
□□□□ (Arms)	8-15

□□□□ (Hz)	50-60
□□□□ (W)	1300
Operating Temperature (Continuous Full Load) (°C)	
□□	ATX12V
□□□□	Fully Modular
Warranty	-
Cybenetics Measurements	
Dimensions (W x H x D)	
Weight	
□□	135mm Hydro Dynamic Bearing Fan (PLA13525S12M)
□□□□□	✓ (selectable)
Cybenetics Testing Information	
Lab ID	AR13002621
Date of receipt	Oct 4, 2024
Testing Date	Oct 25, 2024
Report Issued Date	Oct 30, 2024
Engineer Name	-
Authorized By the Laboratory Technical Manager	Aristeidis Bitziopoulos
Signature	

□□□□ (Non-accredited measurements)

□□□□				
□□	□□□□	□□□□□	**Gauge**	In Cable Capacitors
ATX □□ 24 pin (600mm)	1	1	16-22AWG	□
4+4 pin EPS 12V □□ (650mm)	2	2	16AWG	□
6+2pin PCIe□□ (675mm)	4	4	16-18AWG	□
6+2pin PCIe□□ (675mm+75mm)	2	4	16-18AWG	□
12+4 pin PCIe (710mm) (600W)	1	1	16-24AWG	□
SATA□□ (450mm+100mm+100mm)	3	9	18AWG	□

4-pin Molex (450mm+100mm+100mm)	1	3	18AWG	□

Protection Features(Manufacturer)

Over Power Protection	✓
Over Current (+12V) Protection	✓
Over Temperature Protection	✓
Short Circuit Protection	✓
Surge Protection	✓
Inrush Current Protection	✓
Fan Failure Protection	✗

□□□□

□		3.3V	5V	12V	5VSB	-12V
□□□□	□□	25	25	108.3	3	0.3
	□	130		1300	15	3.6
□□□□□ (W)		1300				

Test Results

Temperature & Compliance Info

□□□□ (°C /°F)	28-32 / 82.4-89.6
□□ ErP Lot3/6□□	✓
□□ (EU) No 617/2013□□	✓
ALPM (Alternative Low Power Mode) compatible	✓
ATX v3.1 PSU Power Excursion	✓

Performance Summary

115V

Accredited	
□□□□ (>1450 load combinations)	90.106%
Average Noise Output (>1450 Load Combinations)	23.39dBA
PF□□□ (>1450 Load Combinations)	0.995
Efficiency With 10W (≤500W) or 2% (>500W) Load	65.665%
□□□□□□	0.0753W
Non-Accredited	
12V Ripple (Full Load)	24.75mV
5V Ripple (Full Load)	16.32mV
3.3V Ripple (Full Load)	14.43mV
5VSB Ripple (Full Load)	18.14mV
12V Load Regulation	0.71%
5V Load Regulation	0.66%
3.3V Load Regulation	1.21%
5VSB Load Regulation	2.41%
Inrush Current	46.880A

230V

Accredited	
□□□□ (>1450 load combinations)	92.090%
Average Noise Output (>1450 Load Combinations)	23.20dBA
PF□□□ (>1450 Load Combinations)	0.973
Efficiency With 10W (≤500W) or 2% (>500W) Load	67.765%
□□□□□□	0.1283W
Non-Accredited	
12V Ripple (Full Load)	28.98mV
5V Ripple (Full Load)	20.36mV
3.3V Ripple (Full Load)	20.70mV

5VSB Ripple (Full Load)		19.15mV
12V Load Regulation		0.64%
5V Load Regulation		0.60%
3.3V Load Regulation		1.06%
5VSB Load Regulation		2.35%
Inrush Current		81.170A
12V Transient Response (200%)		11.38V
5V Transient Response (200%)		4.934V
3.3V Transient Response (200%)		3.192V
5VSB Transient Response (200%)		4.865V
□□□□ & PG□□		24.20ms
AC Loss to PWR_OK Hold Up Time		22.20ms
PWR_OK Inactive to DC Loss Delay		2.00ms
PSU Timings: T1 (20% / 100%)	48.0ms	51.0ms
PSU Timings: T3 (20% / 100%)	128.0ms	125.0ms
12V OCP (28.1°C / 43.0°C)	131.80A (121.70%), 12.032V	127.20A (117.45%), 12.052V
5V OCP (28.1°C / 43.0°C)	27.8A (111.20%), 5.019V	26.3A (105.20%), 5.024V
3.3V OCP (28.1°C / 43.0°C)	30A (120.00%), 3.314V	27.7A (110.80%), 3.325V
5VSB OCP (28.1°C / 43.0°C)	4.2A (140.00%), 4.982V	4.1A (136.67%), 4.983V
OPP (28.42°C / 43.36°C)	125.85%	123.21%

□□□□ & PG□□

Hold-Up Time (ms)	24.2
AC Loss to PWR_OK Hold Up Time (ms)	22.2
PWR_OK Inactive to DC Loss Delay (ms)	2

Tables

115V

Detailed Results						
	Average	Min	Limit Min	Max	Limit Max	Result
Mains Voltage RMS:	115.06 V	115.03 V	113.85 V	115.10 V	116.15 V	PASS
Mains Frequency:	60.00 Hz	59.99 Hz	59.40 Hz	60.01 Hz	60.60 Hz	PASS
Mains Voltage CF:	1.416	1.415	1.340	1.418	1.490	PASS
Mains Voltage THD:	0.13 %	0.09 %	N/A	0.18 %	2.00 %	PASS
Real Power:	0.075 W	0.053 W	N/A	0.109 W	N/A	N/A
Apparent Power:	10.077 W	9.969 W	N/A	10.177 W	N/A	N/A
Power Factor:	0.006	N/A	N/A	N/A	N/A	N/A

230V

Detailed Results						
	Average	Min	Limit Min	Max	Limit Max	Result
Mains Voltage RMS:	231.02 V	230.92 V	227.70 V	231.08 V	232.30 V	PASS
Mains Frequency:	50.00 Hz	49.99 Hz	49.50 Hz	50.01 Hz	50.50 Hz	PASS
Mains Voltage CF:	1.417	1.416	1.340	1.418	1.490	PASS
Mains Voltage THD:	0.17 %	0.15 %	N/A	0.25 %	2.00 %	PASS
Real Power:	0.128 W	0.080 W	N/A	0.230 W	N/A	N/A
Apparent Power:	34.271 W	33.986 W	N/A	34.598 W	N/A	N/A
Power Factor:	0.004	N/A	N/A	N/A	N/A	N/A

□□□□□□

115V

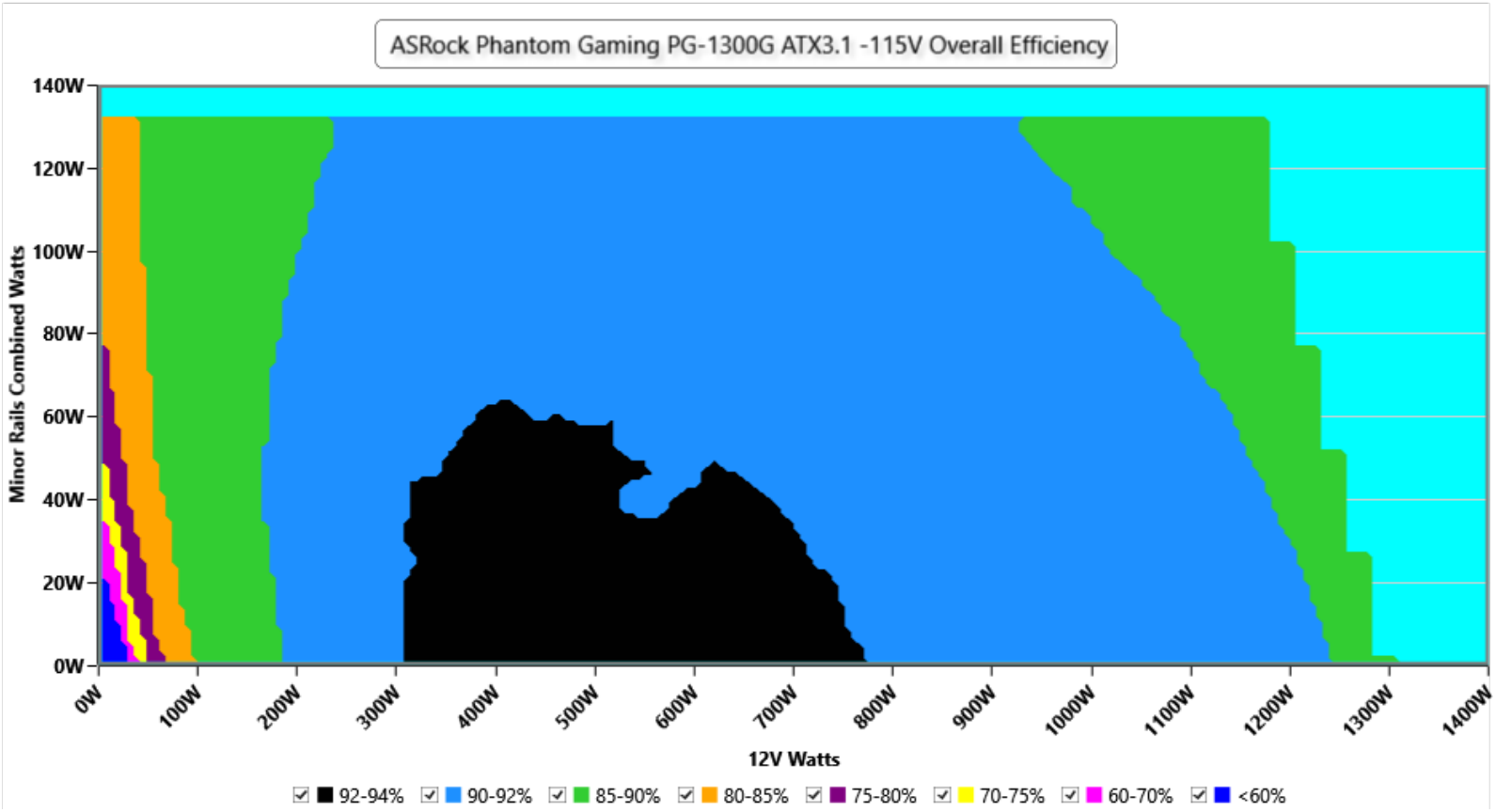

□□

This graph depicts the PSU`s efficiency throughout its entire operational range. For the generation of the efficiency and noise graphs we set our loaders to auto mode through our custom-made software before trying thousands of possible load combinations

230V

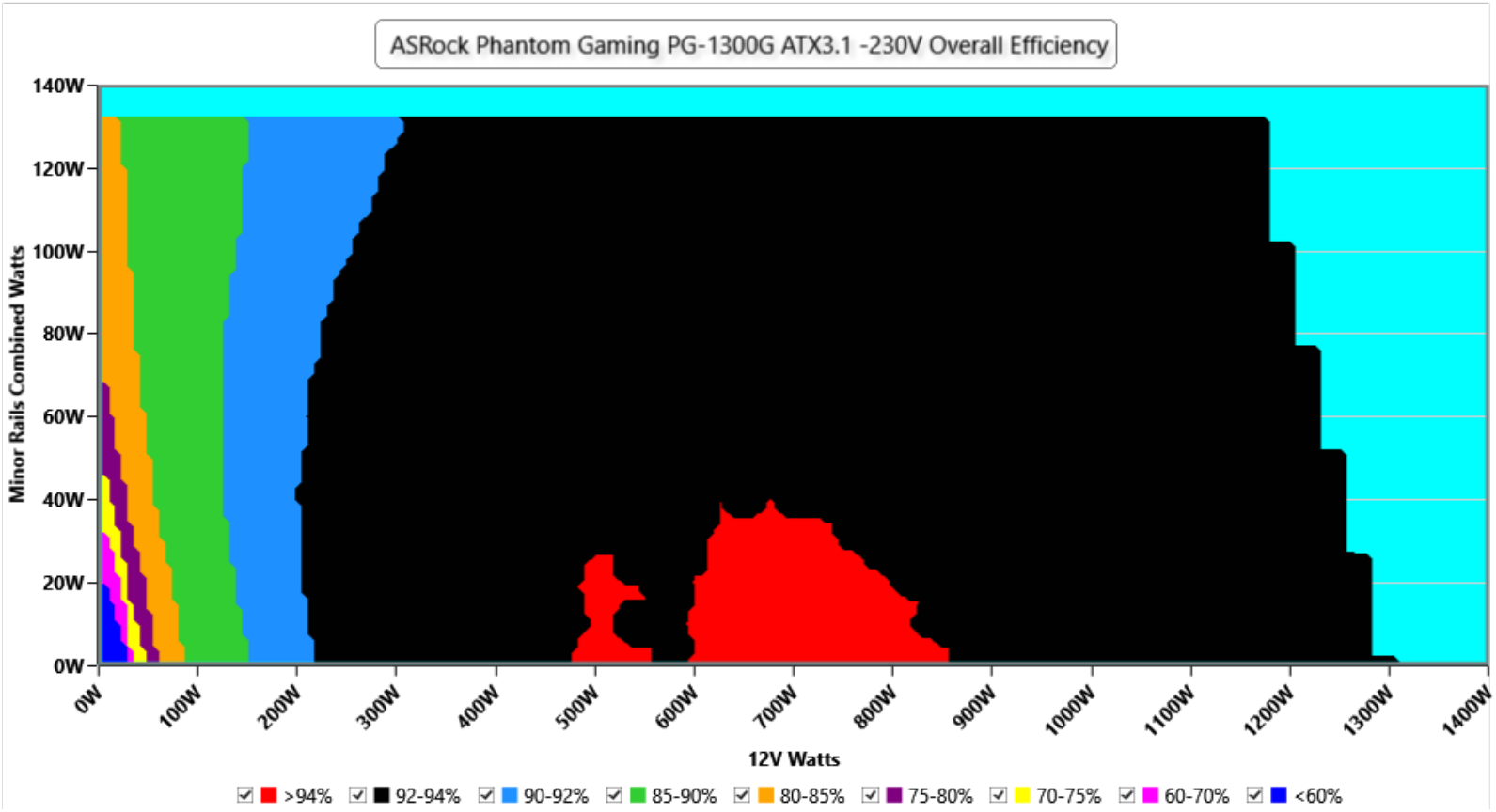

This graph depicts the PSU`s efficiency throughout its entire operational range. For the generation of the efficiency and noise graphs we set our loaders to auto mode through our custom-made software before trying thousands of possible load combinations

□□□□□

115V

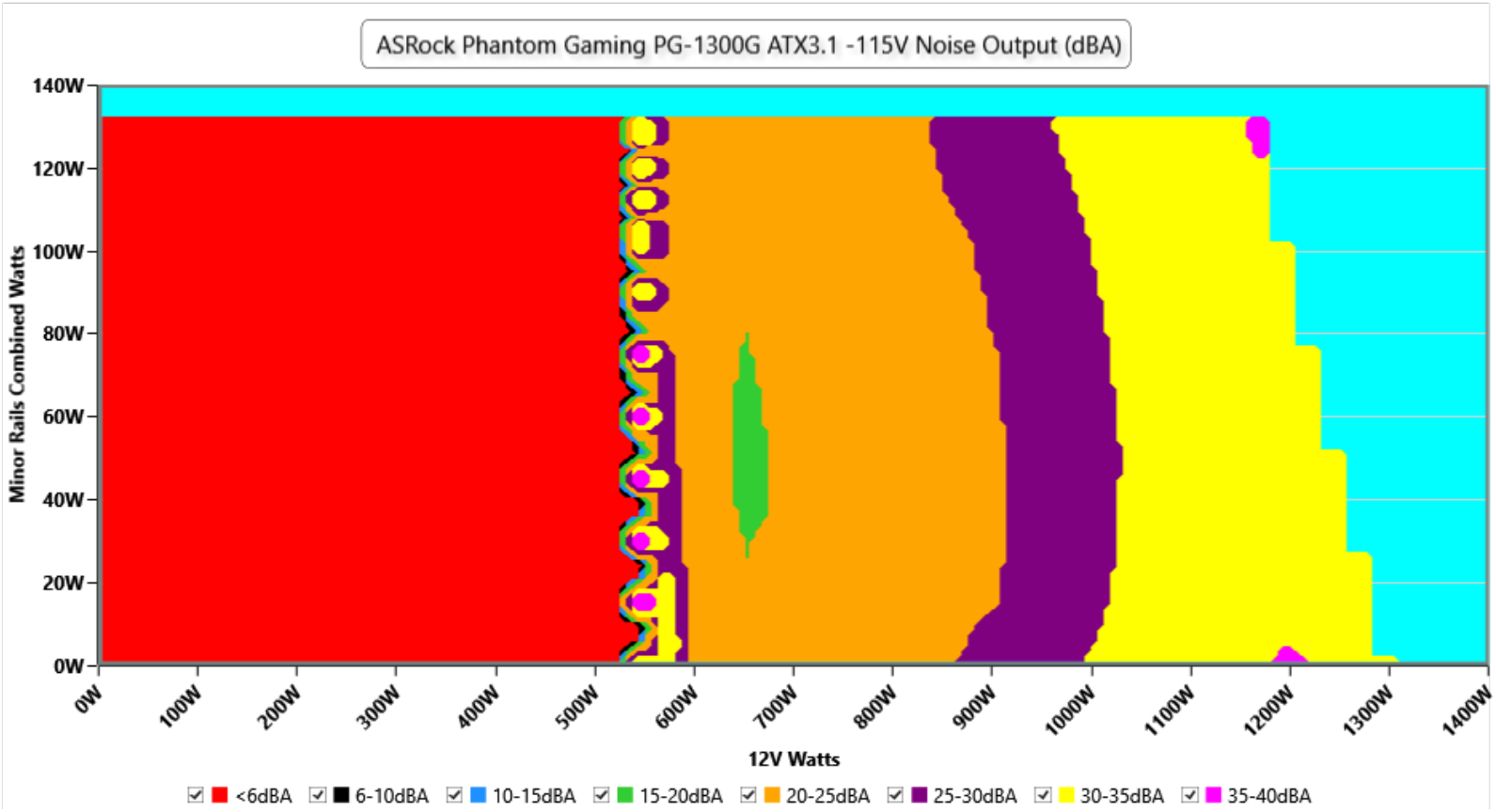

□□

The PSU`s noise in its entire operational range and under 30-32 °C ambient is depicted in this graph. The X axis represents the load on the +12V rail(s) while the Y axis is the load on the minor rails

230V

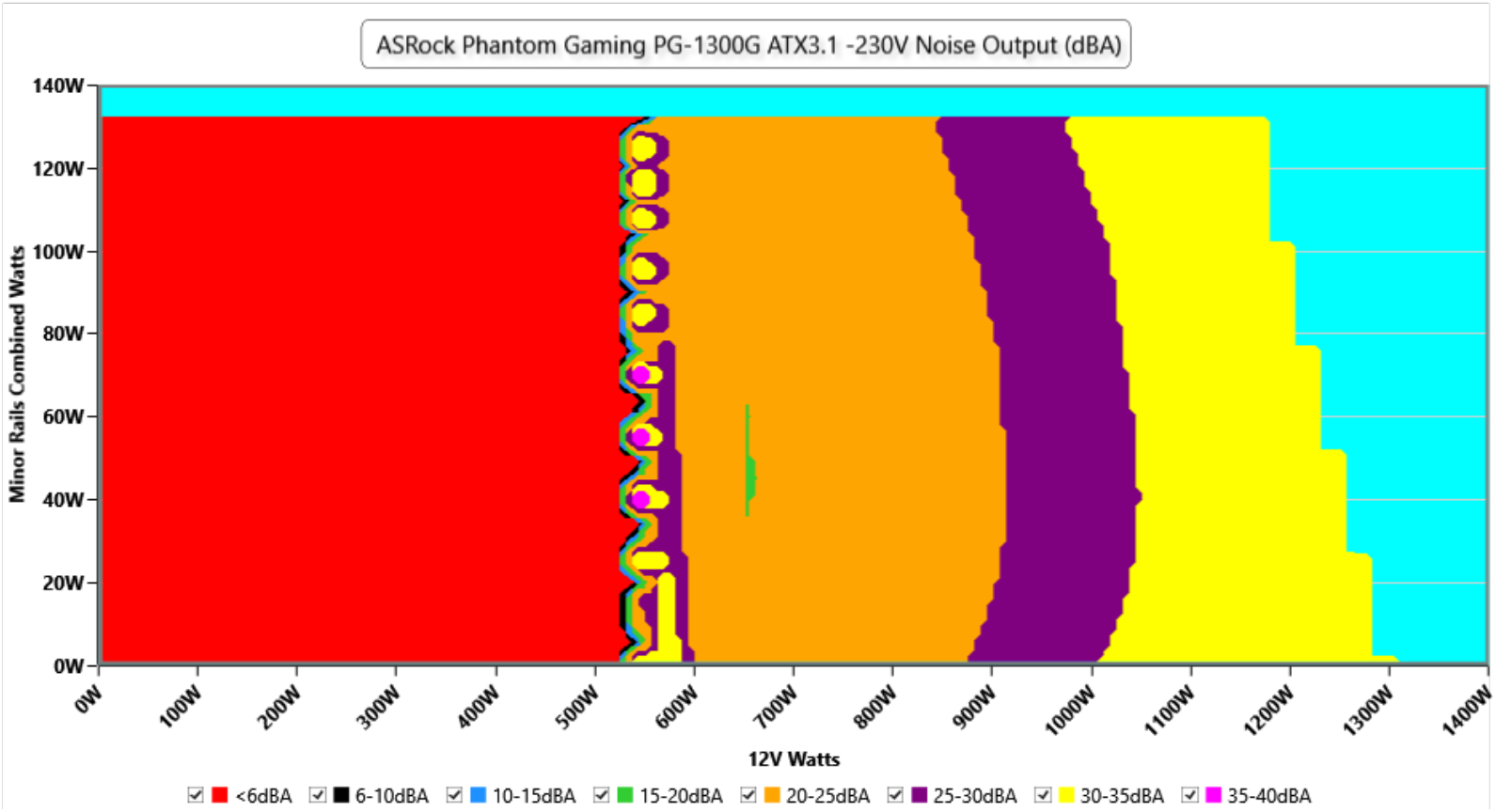

The PSU`s noise in its entire operational range and under 30-32 °C ambient is depicted in this graph. The X axis represents the load on the +12V rail(s) while the Y axis is the load on the minor rails

Noise under high ambient temperature (indicative)

115V

Load	Normal ambient fan · noise · intake	High ambient fan · noise · intake	Noise change
10%	0 RPM · <6.0 dB(A) · 34.7 °C	0 RPM · <6.0 dB(A) · 51.5 °C	fan off in both
20%	0 RPM · <6.0 dB(A) · 41.6 °C	0 RPM · <6.0 dB(A) · 53.4 °C	fan off in both
50%	473 RPM · 11.1 dB(A) · 30.3 °C	957 RPM · 24.6 dB(A) · 42.2 °C	**+13.5 dB(A)**
100%	1229 RPM · 31.1 dB(A) · 30.8 °C	1593 RPM · 39.1 dB(A) · 45.1 °C	**+8.0 dB(A)**

230V

Load	Normal ambient fan · noise · intake	High ambient fan · noise · intake	Noise change
10%	0 RPM · <6.0 dB(A) · 34.9 °C	0 RPM · <6.0 dB(A) · 50.7 °C	fan off in both
20%	0 RPM · <6.0 dB(A) · 39.2 °C	0 RPM · <6.0 dB(A) · 51.9 °C	fan off in both
50%	472 RPM · 11.1 dB(A) · 30.8 °C	883 RPM · 23.3 dB(A) · 42.3 °C	**+12.2 dB(A)**
100%	0 RPM · <6.0 dB(A) · 30.8 °C	1576 RPM · 38.6 dB(A) · 45.1 °C	fan starts (<6.0 → 38.6)

INFO

Fan speed, noise and the measured intake temperature at 10, 20, 50 and 100 % load, from the two load regulation tests: at normal ambient (about 30-32 °C) and at high ambient (about 40-47 °C). These are stabilized readings at fixed loads, not averages over the certification sweep, so they are indicative of how the fan behaves when it is hot. "<6.0" is the floor of our sound meter, with the fan stopped; with the fan stopped, the intake sensor can read higher than the chamber air.

Informational. Not part of the ETA or LAMBDA rating.

Indicative Performance

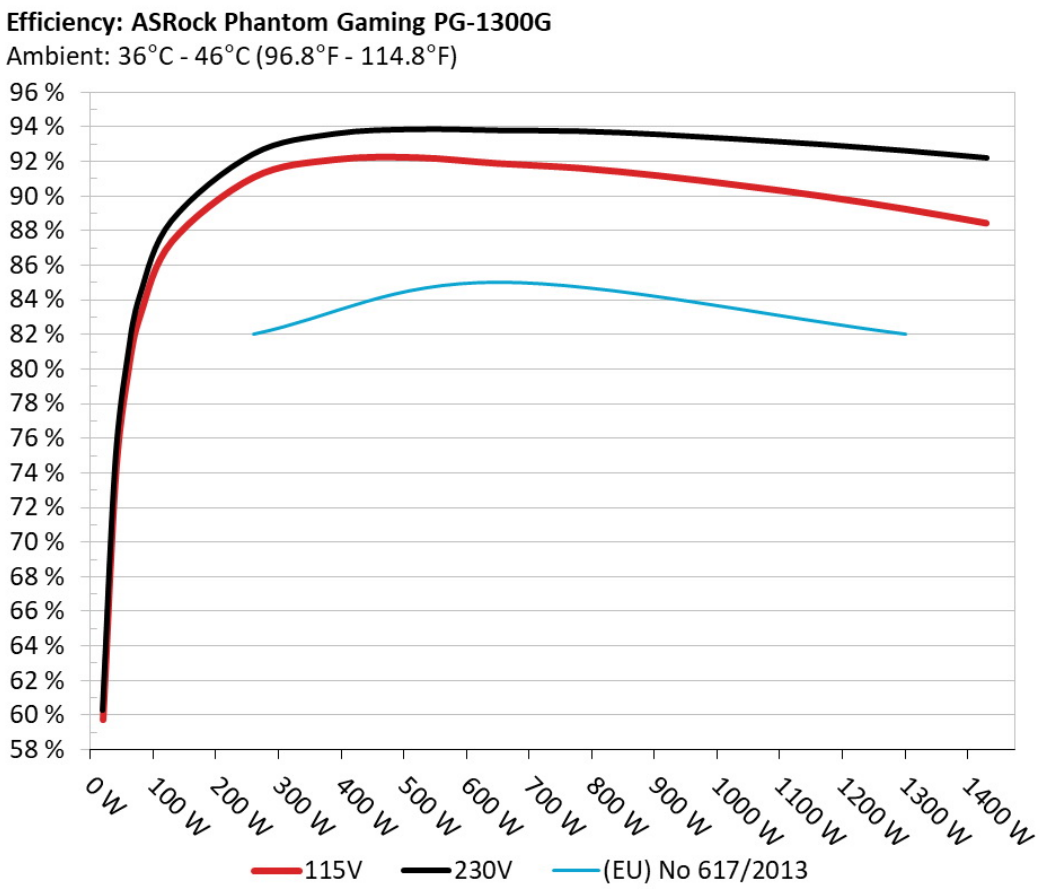

The PSU`s efficiency under high ambient temperatures with 115V and 230V input. For this graph the results of the 10-110% load regulation table are used

5Vsb□□□□

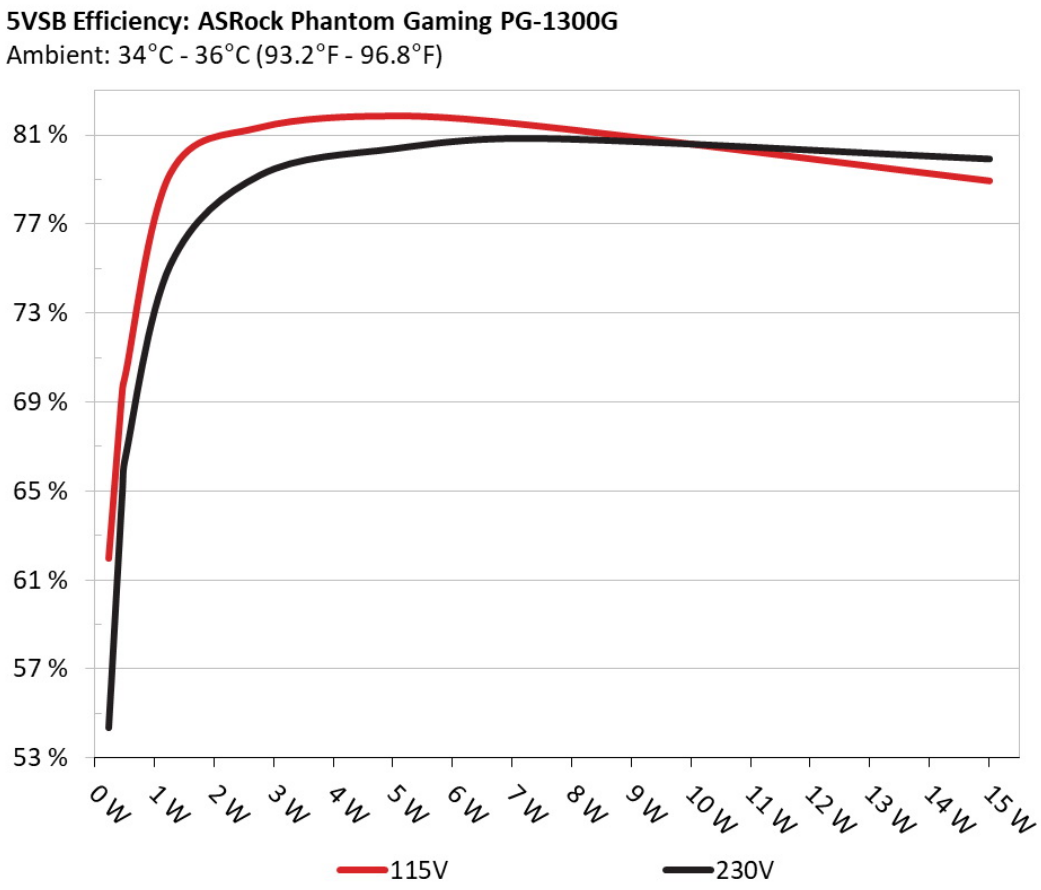

□□

This graph depicts the efficiency levels of the 5VSB rail with 115V and 230V input

□□□□ □□ 5Vsb □□ (ErP Lot3/6 & CEC)

115V

□□ #	5VSB	DC/AC (□)	□□	PF/AC □□
1	**0.045A**	0.227W	61.973%	0.036
	5.05V	0.367W		114.88V
2	**0.09A**	0.455W	69.537%	0.064
	5.049V	0.654W		114.88V
3	**0.55A**	2.773W	81.351%	0.263
	5.042V	3.409W		114.87V
4	**1A**	5.035W	81.867%	0.346
	5.035V	6.15W		114.87V
5	**1.5A**	7.542W	81.379%	0.408
	5.027V	9.268W		114.87V
6	**3.001A**	15.012W	78.946%	0.488
	5.003V	19.015W		114.87V

230V

□□ #	5VSB	DC/AC (□)	□□	PF/AC □□
1	**0.045A**	0.227W	54.334%	0.012
	5.05V	0.418W		229.94V
2	**0.09A**	0.455W	64.929%	0.02
	5.049V	0.701W		229.94V
3	**0.55A**	2.773W	79.223%	0.098
	5.042V	3.501W		229.94V
4	**1A**	5.036W	80.413%	0.165
	5.035V	6.263W		229.94V
5	**1.5A**	7.542W	80.863%	0.203
	5.027V	9.327W		229.94V
6	**3.001A**	15.012W	79.945%	0.317
	5.003V	18.779W		229.94V

Protection Features

OCP (Normal @ 28.1°C)	12V: 131.80A (121.70%), 12.032V 5V: 27.8A (111.20%), 5.019V 3.3V: 30A (120.00%), 3.314V 5VSB: 4.2A (140.00%), 4.982V
OCP (Hot @ 43.0°C)	12V: 127.20A (117.45%), 12.052V 5V: 26.3A (105.20%), 5.024V 3.3V: 27.7A (110.80%), 3.325V 5VSB: 4.1A (136.67%), 4.983V
OPP (Normal @ 28.4°C)	1636.05W (125.85%)
OPP (Hot @ 43.4°C)	1601.67W (123.21%)
OTP	✓ (150°C @ Heat Sink)
SCP	12V to Earth: ✓ 5V to Earth: ✓ 3.3V to Earth: ✓ 5VSB to Earth: ✓ -12V to Earth: ✓
PWR_OK	Proper Operation
NLO	✓
Fan Failure Protection	✗
SIP	Surge: MOV Inrush: NTC & Bypass Relay

Supplementary Tests (For Reference)

10-110%□□□□

115V

□□	**12V**	**5V**	**3.3V**	**5VSB**	**DC/AC (□)**	□□	□□□□ **(RPM)**	□□□□□□□ **(dB[A])**	□□ **(□□ /□□)**	**PF/AC □□**
10%	**8.946A**	**1.976A**	**1.978A**	**0.995A**	130.015	87.369%	0	<6.0	51.53°C	0.987
	12.118V	5.062V	3.337V	5.028V	148.809				40.21°C	114.83V

20%	**18.916A**	**2.966A**	**2.97A**	**1.196A**	259.987	91.062%	0	<6.0	53.44°C	0.995
	12.110V	5.059V	3.333V	5.017V	285.503				40.83°C	114.79V
30%	**29.219A**	**3.462A**	**3.469A**	**1.398A**	389.697	92.087%	0	<6.0	54.59°C	0.997
	12.103V	5.056V	3.33V	5.006V	423.182				41.21°C	114.75V
40%	**39.550A**	**3.958A**	**3.968A**	**1.602A**	519.658	92.204%	0	<6.0	57.29°C	0.997
	12.097V	5.054V	3.327V	4.996V	563.601				41.98°C	114.7V
50%	**49.585A**	**4.952A**	**4.968A**	**1.806A**	649.797	91.867%	957	24.6	42.15°C	0.997
	12.086V	5.049V	3.322V	4.985V	707.326				54.47°C	114.65V
60%	**59.637A**	**5.948A**	**5.971A**	**2A**	779.857	91.6%	1003	26.5	42.69°C	0.997
	12.075V	5.045V	3.316V	4.975V	851.38				56.34°C	114.61V
70%	**69.698A**	**6.945A**	**6.975A**	**2.217A**	909.98	91.146%	1127	29.3	43.28°C	0.997
	12.065V	5.041V	3.312V	4.963V	998.37				58.03°C	114.56V
80%	**79.772A**	**7.941A**	**7.98A**	**2.322A**	1039.571	90.586%	1277	33.8	43.68°C	0.997
	12.056V	5.038V	3.308V	4.954V	1147.614				60.16°C	114.51V
90%	**90.253A**	**8.442A**	**8.474A**	**2.427A**	1169.797	89.964%	1434	36.3	44.23°C	0.996
	12.047V	5.035V	3.304V	4.945V	1300.303				62.04°C	114.46V
100%	**100.487A**	**8.944A**	**8.999A**	**3.045A**	1299.395	89.242%	1593	39.1	45.09°C	0.996
	12.038V	5.032V	3.3V	4.928V	1456.033				65.09°C	114.4V
110%	**110.669A**	**9.945A**	**10.102A**	**3.05A**	1429.586	88.421%	1762	40.8	46.31°C	0.996
	12.029V	5.028V	3.296V	4.92V	1616.789				68.18°C	114.35V
CL1	**0.116A**	**15.542A**	**15.482A**	**0A**	131.308	82.325%	0	<6.0	51.67°C	0.99
	12.120V	5.038V	3.333V	5.036V	159.5				42.85°C	114.83V
CL2	**0.114A**	**24.856A**	**0A**	**0A**	126.263	80.221%	0	<6.0	52.03°C	0.99
	12.122V	5.024V	3.346V	5.041V	157.38				40.29°C	114.84V
CL3	**0.114A**	**0A**	**24.78A**	**0A**	83.885	74.966%	0	<6.0	53.29°C	0.98
	12.118V	5.064V	3.329V	5.037V	111.893				40.12°C	114.85V
CL4	**107.928A**	**0A**	**0A**	**0A**	1299.937	89.885%	1589	39.1	45.38°C	0.996
	12.044V	5.051V	3.31V	4.983V	1446.229				69.17°C	114.41V

The results above are not used in the certification process

230V

□□	12V	5V	3.3V	5VSB	DC/AC (□)	□□	□□□□ (RPM)	□□□□□□□□ (dB[A])	□□ (□□ /□□)	PF/AC □□
10%	**8.946A**	**1.976A**	**1.978A**	**0.994A**	129.987	88.59%	0	<6.0	50.7°C	0.907
	12.116V	5.062V	3.337V	5.028V	146.728				40.01°C	229.93V
20%	**18.916A**	**2.965A**	**2.97A**	**1.196A**	259.944	92.441%	0	<6.0	51.88°C	0.965
	12.109V	5.059V	3.333V	5.018V	281.199				40.84°C	229.91V
30%	**29.211A**	**3.461A**	**3.468A**	**1.398A**	389.551	93.611%	0	<6.0	52.86°C	0.981
	12.102V	5.057V	3.33V	5.008V	416.139				41.25°C	229.89V
40%	**39.544A**	**3.957A**	**3.967A**	**1.601A**	519.516	93.875%	0	<6.0	54.72°C	0.988
	12.096V	5.054V	3.327V	4.998V	553.411				41.96°C	229.87V
50%	**49.573A**	**4.951A**	**4.967A**	**1.805A**	649.654	93.813%	883	23.3	42.25°C	0.99
	12.086V	5.05V	3.322V	4.987V	692.5				52.86°C	229.85V
60%	**59.623A**	**5.946A**	**5.969A**	**2A**	779.726	93.763%	961	25	42.61°C	0.99
	12.076V	5.046V	3.317V	4.977V	831.593				53.37°C	229.83V
70%	**69.682A**	**6.942A**	**6.973A**	**2.215A**	909.873	93.57%	1078	29	43.09°C	0.989
	12.066V	5.042V	3.313V	4.966V	972.405				53.89°C	229.81V
80%	**79.754A**	**7.938A**	**7.977A**	**2.32A**	1039.458	93.294%	1243	31.6	43.84°C	0.989
	12.057V	5.039V	3.309V	4.957V	1114.171				54.81°C	229.79V
90%	**90.236A**	**8.439A**	**8.47A**	**2.425A**	1169.707	92.991%	1414	35.6	44.44°C	0.989
	12.048V	5.036V	3.305V	4.948V	1257.864				56.22°C	229.77V
100%	**100.461A**	**8.94A**	**8.994A**	**3.042A**	1299.34	92.638%	1576	38.6	45.14°C	0.989
	12.041V	5.033V	3.302V	4.931V	1402.609				57.07°C	229.74V
110%	**110.647A**	**9.941A**	**10.097A**	**3.047A**	1429.543	92.219%	1727	39.9	46.29°C	0.988
	12.031V	5.03V	3.298V	4.923V	1550.171				58.21°C	229.72V
CL1	**0.115A**	**15.536A**	**15.486A**	**0A**	131.292	83.506%	0	<6.0	53.86°C	0.917
	12.119V	5.04V	3.332V	5.037V	157.224				40.81°C	229.94V
CL2	**0.114A**	**24.842A**	**0A**	**0A**	126.258	81.271%	0	<6.0	54.03°C	0.916
	12.124V	5.026V	3.346V	5.042V	155.354				40.19°C	229.93V
CL3	**0.114A**	**0A**	**24.769A**	**0A**	83.881	75.557%	0	<6.0	54.36°C	0.864
	12.119V	5.065V	3.331V	5.038V	111.027				40.71°C	229.94V

CL4	**107.899A**	**0A**	**0A**	**0A**	1299.899	93.116%	1600	39	45.6°C	0.989
	12.047V	5.052V	3.312V	4.985V	1395.992				56.74°C	229.74V

The results above are not used in the certification process

20-80□□□□□

115V

□□	12V	5V	3.3V	5VSB	DC/AC (□)	□□	□□□□ (RPM)	□□□□□□□ (dB[A])	□□ (□□ /□□)	PF/AC □□
20W	**1.226A**	**0.494A**	**0.494A**	**0.198A**	20.01	59.755%	0	<6.0	45.78°C	0.877
	12.123V	5.065V	3.34V	5.047V	33.487				36.15°C	114.87V
40W	**2.697A**	**0.691A**	**0.692A**	**0.297A**	40.008	73.776%	0	<6.0	47.57°C	0.939
	12.123V	5.064V	3.339V	5.044V	54.23				37.23°C	114.86V
60W	**4.168A**	**0.889A**	**0.889A**	**0.397A**	60.007	79.841%	0	<6.0	48.92°C	0.962
	12.122V	5.064V	3.339V	5.041V	75.157				38.08°C	114.85V
80W	**5.637A**	**1.086A**	**1.087A**	**0.496A**	79.96	83.179%	0	<6.0	50.27°C	0.971
	12.121V	5.064V	3.339V	5.039V	96.131				39.36°C	114.85V

The results above are not used in the certification process

230V

□□	12V	5V	3.3V	5VSB	DC/AC (□)	□□	□□□□ (RPM)	□□□□□□□ (dB[A])	□□ (□□ /□□)	PF/AC □□
20W	**1.226A**	**0.494A**	**0.494A**	**0.198A**	20.004	60.277%	0	<6.0	42.44°C	0.498
	12.116V	5.063V	3.337V	5.047V	33.19				36.25°C	229.95V
40W	**2.698A**	**0.691A**	**0.692A**	**0.297A**	40.005	74.504%	0	<6.0	46°C	0.67
	12.116V	5.063V	3.337V	5.044V	53.698				37.13°C	229.94V
60W	**4.170A**	**0.889A**	**0.89A**	**0.397A**	60.002	80.732%	0	<6.0	48.34°C	0.772
	12.117V	5.063V	3.337V	5.041V	74.322				38.88°C	229.94V
80W	**5.638A**	**1.086A**	**1.088A**	**0.496A**	79.943	84.326%	0	<6.0	48.78°C	0.83
	12.117V	5.063V	3.337V	5.039V	94.803				39.13°C	229.93V

The results above are not used in the certification process

115V

Test	12V	5V	3.3V	5VSB	Pass/Fail
10% Load	11.3 mV	11.6 mV	11.5 mV	9.3 mV	Pass
20% Load	12.8 mV	11.1 mV	11.1 mV	9.2 mV	Pass
30% Load	14.9 mV	12.0 mV	11.9 mV	10.3 mV	Pass
40% Load	19.9 mV	12.8 mV	12.0 mV	11.6 mV	Pass
50% Load	16.5 mV	14.5 mV	12.8 mV	12.5 mV	Pass
60% Load	15.9 mV	13.8 mV	11.4 mV	12.7 mV	Pass
70% Load	15.8 mV	12.7 mV	12.1 mV	14.0 mV	Pass
80% Load	15.8 mV	14.5 mV	12.3 mV	15.7 mV	Pass
90% Load	16.6 mV	13.3 mV	11.5 mV	15.6 mV	Pass
100% Load	24.8 mV	16.3 mV	14.4 mV	18.1 mV	Pass
110% Load	25.6 mV	19.2 mV	15.5 mV	21.8 mV	Pass
Crossload 1	14.4 mV	11.2 mV	13.0 mV	16.6 mV	Pass
Crossload 2	12.2 mV	19.6 mV	11.2 mV	10.2 mV	Pass
Crossload 3	11.1 mV	12.4 mV	13.5 mV	17.1 mV	Pass
Crossload 4	25.5 mV	14.4 mV	14.0 mV	26.1 mV	Pass

The results above are not used in the certification process

230V

Test	12V	5V	3.3V	5VSB	Pass/Fail
10% Load	10.9 mV	10.8 mV	10.8 mV	8.6 mV	Pass
20% Load	12.4 mV	11.1 mV	11.9 mV	9.4 mV	Pass
30% Load	14.5 mV	11.6 mV	11.1 mV	9.4 mV	Pass
40% Load	21.0 mV	12.5 mV	11.6 mV	11.2 mV	Pass
50% Load	20.9 mV	12.9 mV	11.8 mV	11.9 mV	Pass
60% Load	17.5 mV	13.3 mV	12.0 mV	13.2 mV	Pass





Test	12V	5V	3.3V	5VSB	Pass/Fail
70% Load	19.0 mV	14.4 mV	12.5 mV	13.6 mV	Pass
80% Load	20.6 mV	14.5 mV	13.7 mV	14.3 mV	Pass
90% Load	19.7 mV	14.3 mV	12.6 mV	14.7 mV	Pass
100% Load	29.0 mV	20.4 mV	20.7 mV	19.2 mV	Pass
110% Load	30.3 mV	22.4 mV	21.8 mV	20.0 mV	Pass
Crossload 1	18.0 mV	16.7 mV	17.6 mV	19.0 mV	Pass
Crossload 2	13.6 mV	17.5 mV	11.9 mV	15.9 mV	Pass
Crossload 3	12.4 mV	12.9 mV	14.7 mV	17.1 mV	Pass
Crossload 4	30.3 mV	22.7 mV	21.2 mV	25.0 mV	Pass

The results above are not used in the certification process

ASRock Phantom Gaming PG-1300G (ATX v3.1)

Top side

Power specifications label

本测试报告中包含的所有数据和图表均可在以下条件下由任何人使用：使用过程需提及测试结果由 Cybenetics提供。
在任何情况下都应提供原始测试结果文档的网站链接

Cybenetics 提供自愿性认证计划：电源方面有 ETA（效率）、 LAMBDA（噪声）与 SAFE（安全与正确运行）；散热产品方面有 DELTA（机箱隔音）与 PHI（风扇风量与静压）