ASRock Taichi TC-1300T (ATXv3.1)

S4331030035

Lab ID AR13002623

Certification ID 252623

Test Result Report ID: 24PS2623A

Certificate Issue Date: Oct 29, 2024

Scheme: ETA-EMI PSU

115V 230V

Scheme: LAMBDA PSU

115V 230V

Outside Validation Scope

General Information

Test Equipment

Electronic Loads	Chroma 63601-5 x2 Chroma 63600-2 Chroma 63640-80-80 x10 Chroma 63610-80-20
AC Sources	Chroma 6530, APM SP300VAC4000W-P, GW Instek ASR-3500
Power Analyzers	Rohde & Schwarz HMC8015 & NPA701
Oscilloscopes	Picoscope 4444, Siglent SDS2104X PLUS
Sound Analyzer	Bruel & Kjaer 2270 G4
Microphone	Bruel & Kjaer Type 4955-A
Temperature Logger	Picoscope TC-08
Tachometer	UNI-T UT372
Multimeters	Keysight 34465A
EMI Analyzer	TekBox TBMR-110M-EU
Isolation Transformer	4kVA
UPS	FSP Champ Tower 3kVA, CyberPower OLS3000E 3kVA
Testing Methodology	Cybenetics PSU Test Protocol

DUT Information(Non-accredited measurements)

Product Identification Details	
Brand	ASRock
Model	Taichi TC-1300T (ATXv3.1)
OEM/ODM	FSP
Serial Number	S4331030035
Product Specifications	
Manufacturer-Provided Information	
□□□□ (Vrms)	100-240
□□□□ (Arms)	8-15

□□□□ (Hz)	50-60
□□□□ (W)	1300
Operating Temperature (Continuous Full Load) (°C)	
□□	ATX12V
□□□□	Fully Modular
Warranty	-
Cybenetics Measurements	
Dimensions (W x H x D)	
Weight	
□□	135mm Hydro Dynamic Bearing Fan (PLA13525S12M)
□□□□□	✓ (selectable)
Cybenetics Testing Information	
Lab ID	AR13002623
Date of receipt	Oct 14, 2024
Testing Date	Oct 25, 2024
Report Issued Date	Oct 29, 2024
Engineer Name	-
Authorized By the Laboratory Technical Manager	Aristeidis Bitziopoulos
Signature	

□□□□ (Non-accredited measurements)

□□□□				
□□	□□□□	□□□□□	**Gauge**	In Cable Capacitors
ATX □□ 20+4 pin (600mm)	1	1	16-22AWG	□
4+4 pin EPS 12V □□ (650mm)	2	2	16AWG	□
6+2pin PCIe□□ (675mm+80mm)	2	4	16-18AWG	□
6+2pin PCIe□□ (675mm)	4	4	16-18AWG	□
12+4 pin PCIe (700mm) (600W)	1	1	16-24AWG	□
SATA□□ (455mm+105mm+105mm)	3	9	18AWG	□
4-pin Molex (455mm+105mm+105mm)	1	3	18AWG	□

Protection Features(Manufacturer)

Over Power Protection	✓
Over Current (+12V) Protection	✓
Over Temperature Protection	✓
Short Circuit Protection	✓
Surge Protection	✓
Inrush Current Protection	✓
Fan Failure Protection	✗

□□□□

□		3.3V	5V	12V	5VSB	-12V
□□□□	□□	25	25	108.3	3	0.3
	□	130		1300	15	3.6
□□□□□ (W)		1300				

Parts Description

General Data	
Manufacturer (OEM)	FSP
PCB Type	Double-Sided
Primary Side	
Transient Filter	4x Y caps, 2x X caps, 2x CM chokes, 1x MOV
Inrush Protection	3x NTC Thermistor SCK-2R515 (2.5 Ohm @ 25°C) & Relay
Rectifier FETs	4x CEL68N60SF (600V, 43A @ 100°C, Rds(on): 37mOhm))
APFC MOSFETs	4x Infineon IPA60R120C7 (650V, 7A @ 100°C, Rds(on): 0.120Ohm)
APFC Boost Diode	2x Infineon IDH08G65C6 (650V, 8A @ 145°C)
Bulk Cap(s)	3x Rubycon (450V, 470uF each or 1410uF combined, 2-3,000h @ 105°C,MXH)

Main Switchers	4x Cmsemicon CMS6036B
Gate Drivers	2x Texas Instruments UCC21520
APFC Controller	UCC28070
Resonant Controller	Champion CM6901T2X
Topology	Primary side: Bridgeless, APFC, Full-Bridge & LLC Resonant converter Secondary side: Synchronous Rectification & DC-DC converters
Secondary Side	
+12V MOSFETs	8x Cmsemicon CMR009N04NS
5V & 3.3V	DC-DC Converters: 6x Infineon BSC0902NS (30V, 67A @ 100°C, Rds(on): 2.6mOhm) PWM Controller(s): upi-semiuP3861P
Filtering Capacitors	Electrolytic: 4x Nippon Chemi-Con (@ 105°C, W) 2x Rubycon (6-10,000h @ 105°C,ZLH) 1x Nippon Chemi-Con (6-10,000h (@ 105°C, KZN) Polymer: 42x Nippon Chemi-Con, 1x FPCAP
Supervisor IC	Weltrend WT7527RA (OCP, OVP, UVP, SCP,PG)
Fan Controller	Anpec APW9010
Fan Model	Power Logic PLA13525S12M (135mm, 12V, 0.40A, Hydro Dynamic Bearing Fan)
5VSB Circuit	
Rectifier	Secos SSD61N06S (60V, 40A)
Standby PWM Controller	Power Integrations INN3166C

Test Results

Temperature & Compliance Info

□□□□ (°C /°F)	28-32 / 82.4-89.6
□□ ErP Lot3/6□□	✓
□□ (EU) No 617/2013□□	✓
ALPM (Alternative Low Power Mode) compatible	✓
ATX v3.1 PSU Power Excursion	✓

Performance Summary

115V

Accredited	
□□□□ (>1450 load combinations)	91.641%
Average Noise Output (>1450 Load Combinations)	14.23dBA
PF□□□ (>1450 Load Combinations)	0.983
Efficiency With 10W (≤500W) or 2% (>500W) Load	67.886%
□□□□□□	0.0393W
Non-Accredited	
12V Ripple (Full Load)	34.77mV
5V Ripple (Full Load)	17.94mV
3.3V Ripple (Full Load)	16.75mV
5VSB Ripple (Full Load)	25.23mV
12V Load Regulation	0.33%
5V Load Regulation	0.70%
3.3V Load Regulation	0.91%
5VSB Load Regulation	1.63%
Inrush Current	67.210A

230V

Accredited	
□□□□ (>1450 load combinations)	93.155%
Average Noise Output (>1450 Load Combinations)	12.74dBA
PF□□□ (>1450 Load Combinations)	0.965
Efficiency With 10W (≤500W) or 2% (>500W) Load	59.924%
□□□□□□	0.1362W
Non-Accredited	
12V Ripple (Full Load)	36.06mV
5V Ripple (Full Load)	17.98mV
3.3V Ripple (Full Load)	16.61mV

5VSB Ripple (Full Load)		25.88mV
12V Load Regulation		0.37%
5V Load Regulation		0.68%
3.3V Load Regulation		0.91%
5VSB Load Regulation		1.65%
Inrush Current		119.610A
12V Transient Response (200%)		11.62V
5V Transient Response (200%)		4.931V
3.3V Transient Response (200%)		3.222V
5VSB Transient Response (200%)		4.878V
□□□□ & PG□□		23.30ms
AC Loss to PWR_OK Hold Up Time		18.10ms
PWR_OK Inactive to DC Loss Delay		5.20ms
PSU Timings: T1 (20% / 100%)	86.0ms	84.0ms
PSU Timings: T3 (20% / 100%)	124.0ms	123.0ms
12V OCP (31.0°C / 42.9°C)	128.80A (118.93%), 11.942V	124.00A (114.50%), 11.951V
5V OCP (31.0°C / 42.9°C)	27.1A (108.40%), 4.98V	26.1A (104.40%), 4.976V
3.3V OCP (31.0°C / 42.9°C)	28.3A (113.20%), 3.293V	26.3A (105.20%), 3.292V
5VSB OCP (31.0°C / 42.9°C)	5.0A (166.67%), 4.889V	5A (166.67%), 4.894V
OPP (31.66°C / 40.97°C)	123.12%	120.97%

□□□□ & PG□□

Hold-Up Time (ms)	23.3
AC Loss to PWR_OK Hold Up Time (ms)	18.1
PWR_OK Inactive to DC Loss Delay (ms)	5.2

Tables

115V

Detailed Results						
	Average	Min	Limit Min	Max	Limit Max	Result
Mains Voltage RMS:	115.08 V	115.03 V	113.85 V	115.11 V	116.15 V	PASS
Mains Frequency:	60.00 Hz	59.99 Hz	59.40 Hz	60.01 Hz	60.60 Hz	PASS
Mains Voltage CF:	1.416	1.415	1.340	1.418	1.490	PASS
Mains Voltage THD:	0.13 %	0.09 %	N/A	0.19 %	2.00 %	PASS
Real Power:	0.039 W	0.018 W	N/A	0.063 W	N/A	N/A
Apparent Power:	10.250 W	10.119 W	N/A	10.424 W	N/A	N/A
Power Factor:	0.003	N/A	N/A	N/A	N/A	N/A

230V

Detailed Results						
	Average	Min	Limit Min	Max	Limit Max	Result
Mains Voltage RMS:	231.02 V	230.93 V	227.70 V	231.09 V	232.30 V	PASS
Mains Frequency:	50.00 Hz	49.99 Hz	49.50 Hz	50.01 Hz	50.50 Hz	PASS
Mains Voltage CF:	1.417	1.417	1.340	1.419	1.490	PASS
Mains Voltage THD:	0.17 %	0.14 %	N/A	0.27 %	2.00 %	PASS
Real Power:	0.136 W	0.091 W	N/A	0.207 W	N/A	N/A
Apparent Power:	34.446 W	34.195 W	N/A	36.564 W	N/A	N/A
Power Factor:	0.004	N/A	N/A	N/A	N/A	N/A

□□□□□□

115V

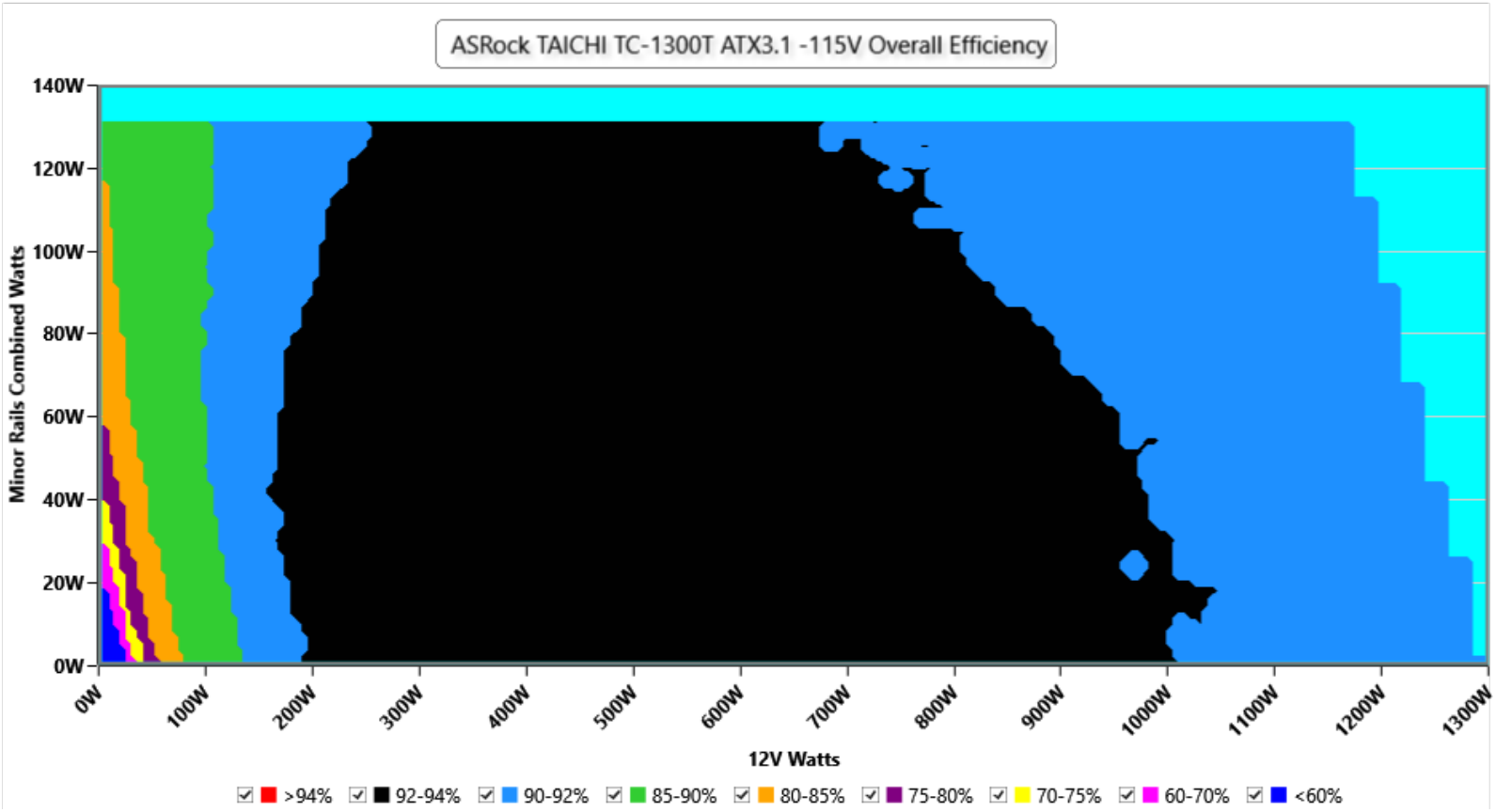

□□

This graph depicts the PSU`s efficiency throughout its entire operational range. For the generation of the efficiency and noise graphs we set our loaders to auto mode through our custom-made software before trying thousands of possible load combinations

230V

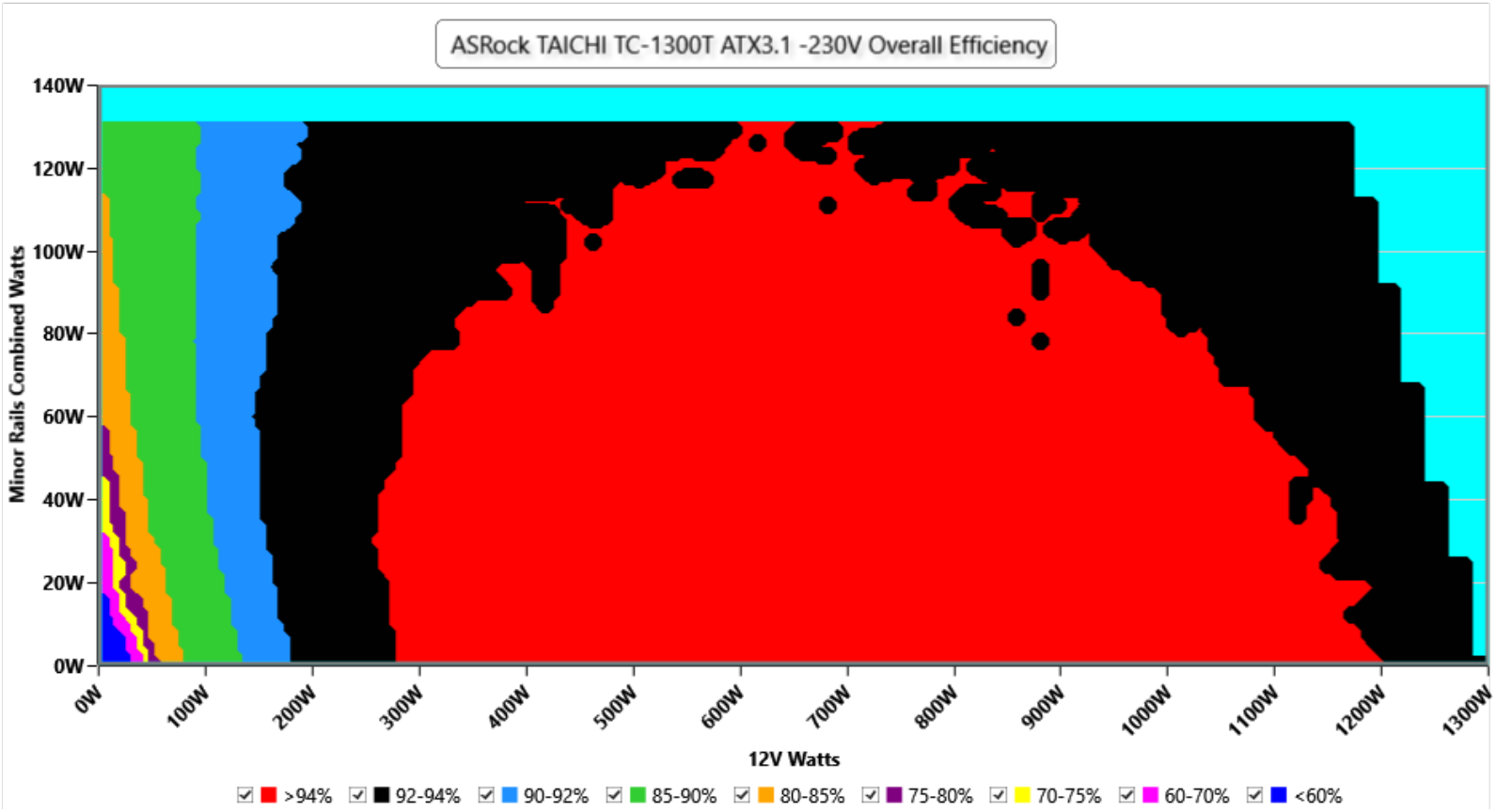

This graph depicts the PSU`s efficiency throughout its entire operational range. For the generation of the efficiency and noise graphs we set our loaders to auto mode through our custom-made software before trying thousands of possible load combinations

□□□□□

115V

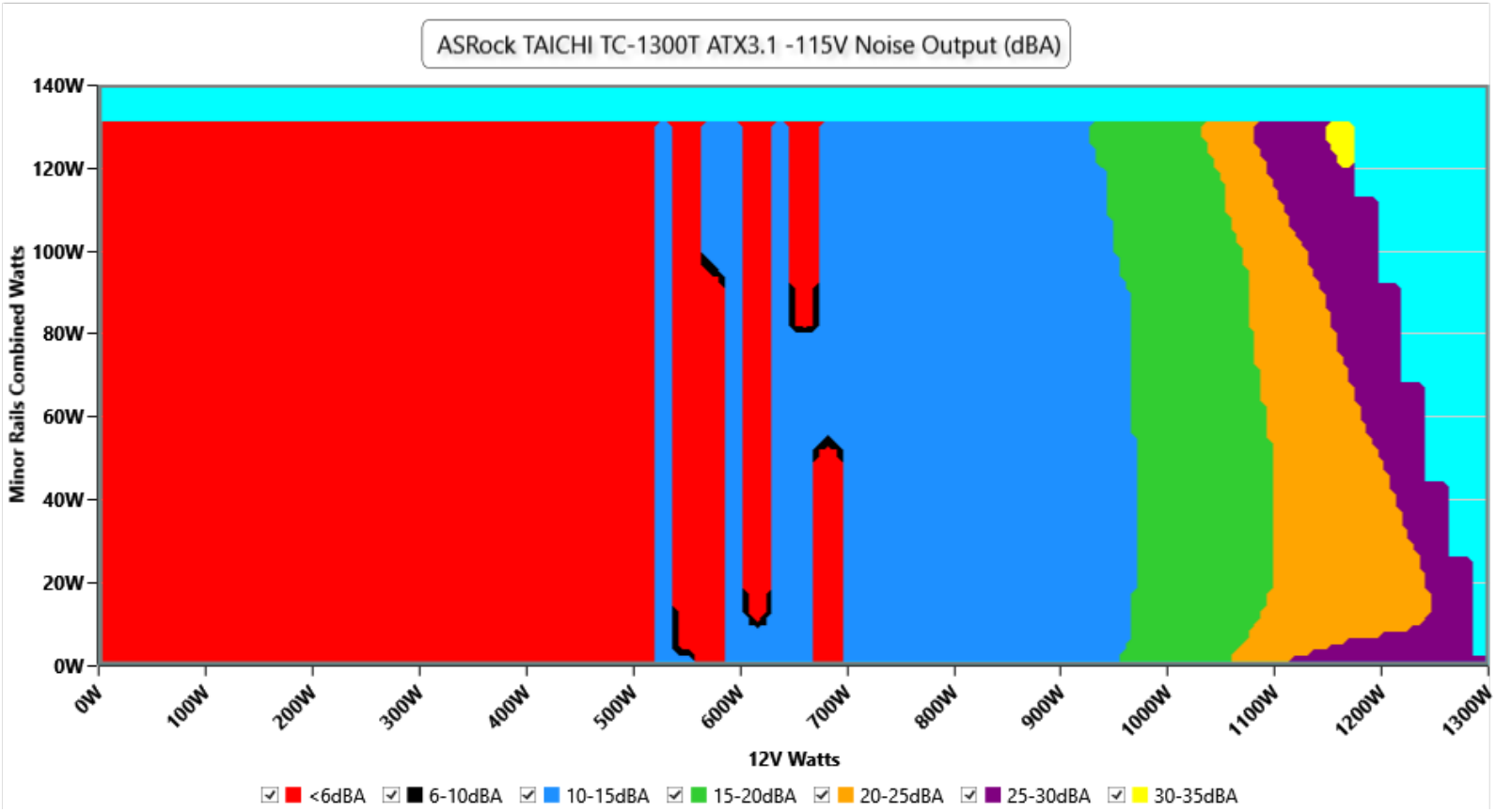

□□

The PSU`s noise in its entire operational range and under 30-32 °C ambient is depicted in this graph. The X axis represents the load on the +12V rail(s) while the Y axis is the load on the minor rails

230V

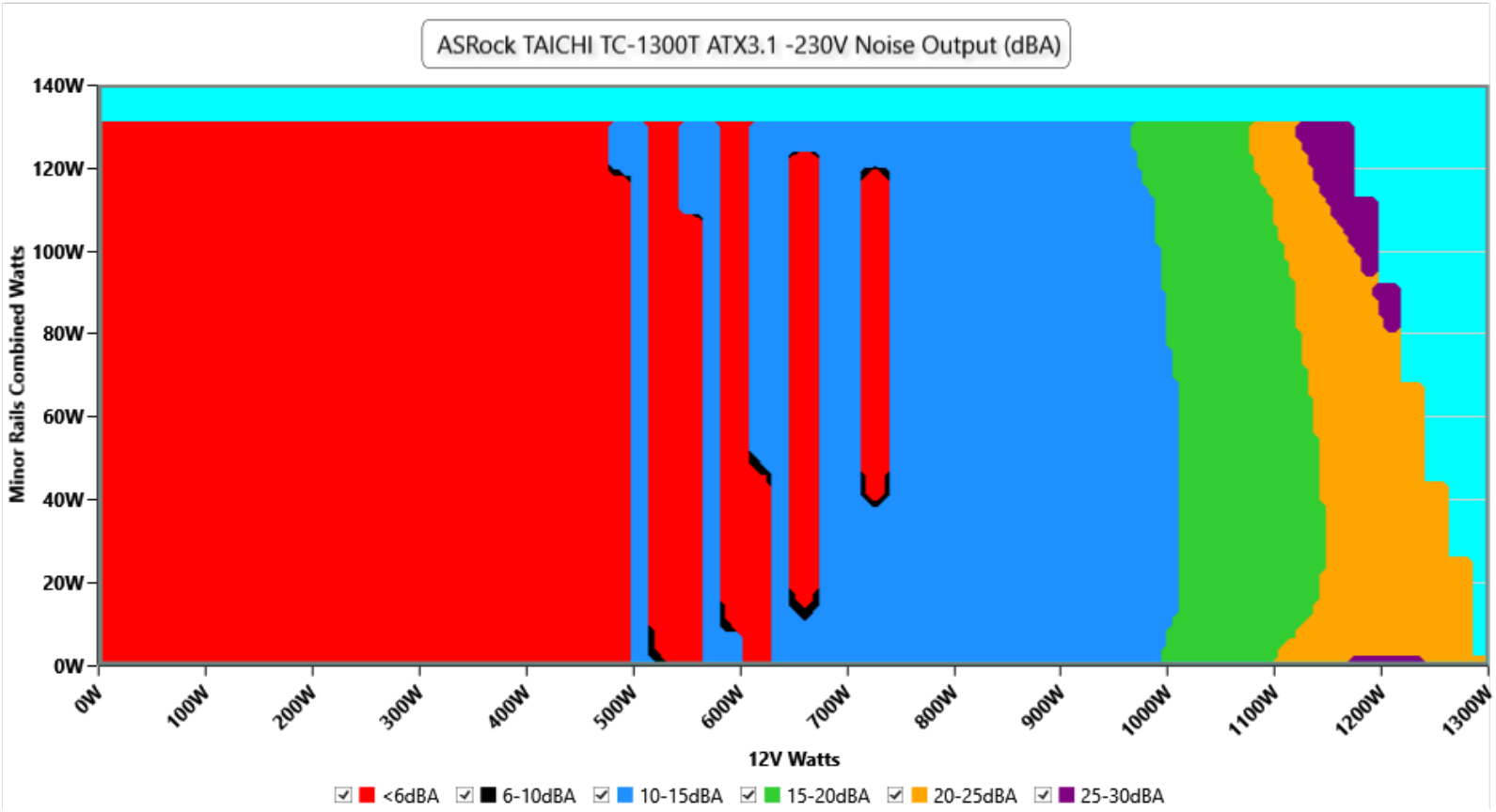

The PSU`s noise in its entire operational range and under 30-32 °C ambient is depicted in this graph. The X axis represents the load on the +12V rail(s) while the Y axis is the load on the minor rails

Noise under high ambient temperature (indicative)

115V

Load	Normal ambient fan · noise · intake	High ambient fan · noise · intake	Noise change
10%	0 RPM · <6.0 dB(A) · 29.9 °C	0 RPM · <6.0 dB(A) · 45.8 °C	fan off in both
20%	0 RPM · <6.0 dB(A) · 30.7 °C	0 RPM · <6.0 dB(A) · 45.7 °C	fan off in both
50%	0 RPM · <6.0 dB(A) · 35.8 °C	0 RPM · <6.0 dB(A) · 51.6 °C	fan off in both
100%	546 RPM · 15.7 dB(A) · 30.7 °C	1296 RPM · 39.2 dB(A) · 45.6 °C	**+23.5 dB(A)**

230V

Load	Normal ambient fan · noise · intake	High ambient fan · noise · intake	Noise change
10%	0 RPM · <6.0 dB(A) · 32.9 °C	0 RPM · <6.0 dB(A) · 43.8 °C	fan off in both
20%	0 RPM · <6.0 dB(A) · 32.6 °C	0 RPM · <6.0 dB(A) · 44.4 °C	fan off in both
50%	0 RPM · <6.0 dB(A) · 32.0 °C	525 RPM · 14.4 dB(A) · 42.4 °C	fan starts (<6.0 → 14.4)
100%	531 RPM · 14.7 dB(A) · 30.2 °C	1293 RPM · 39.1 dB(A) · 45.0 °C	**+24.4 dB(A)**

INFO

Fan speed, noise and the measured intake temperature at 10, 20, 50 and 100 % load, from the two load regulation tests: at normal ambient (about 30-32 °C) and at high ambient (about 40-47 °C). These are stabilized readings at fixed loads, not averages over the certification sweep, so they are indicative of how the fan behaves when it is hot. "<6.0" is the floor of our sound meter: the fan is stopped or too quiet to measure (the fan speed column says which); with the fan stopped, the intake sensor can read higher than the chamber air.

Informational. Not part of the ETA or LAMBDA rating.

Indicative Performance

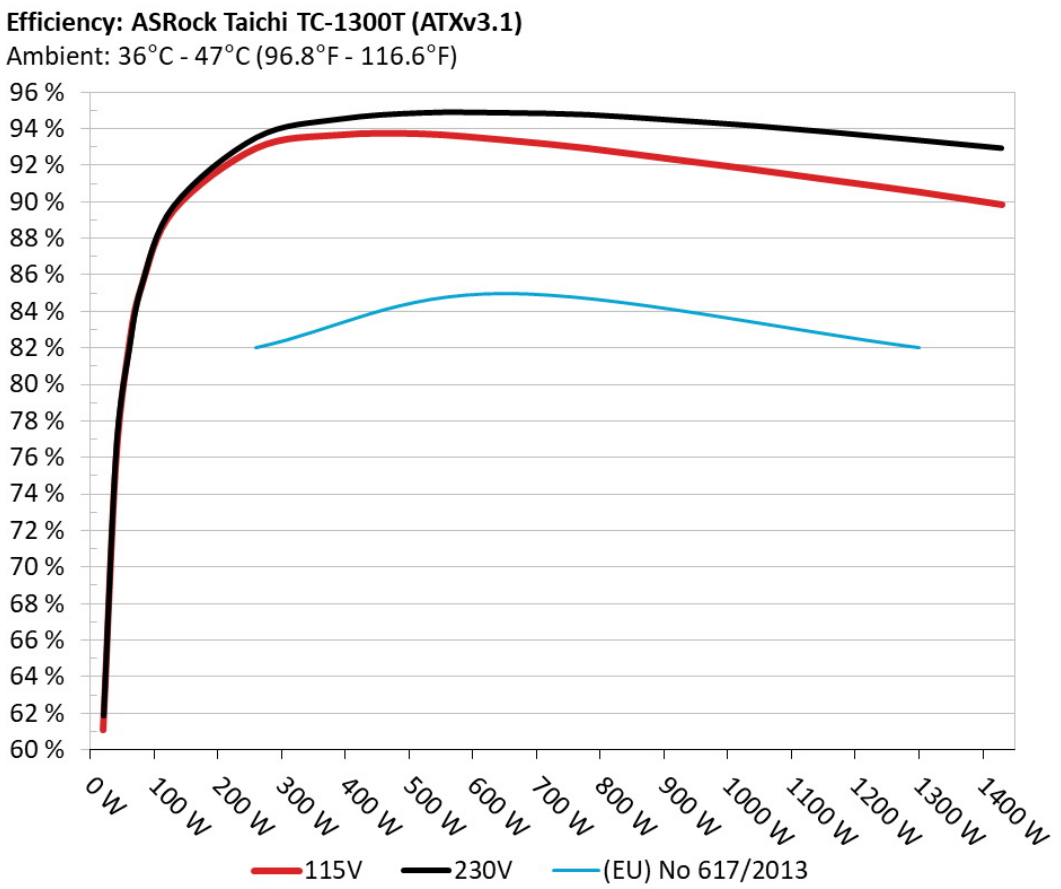

The PSU`s efficiency under high ambient temperatures with 115V and 230V input. For this graph the results of the 10-110% load regulation table are used

5Vsb□□□□

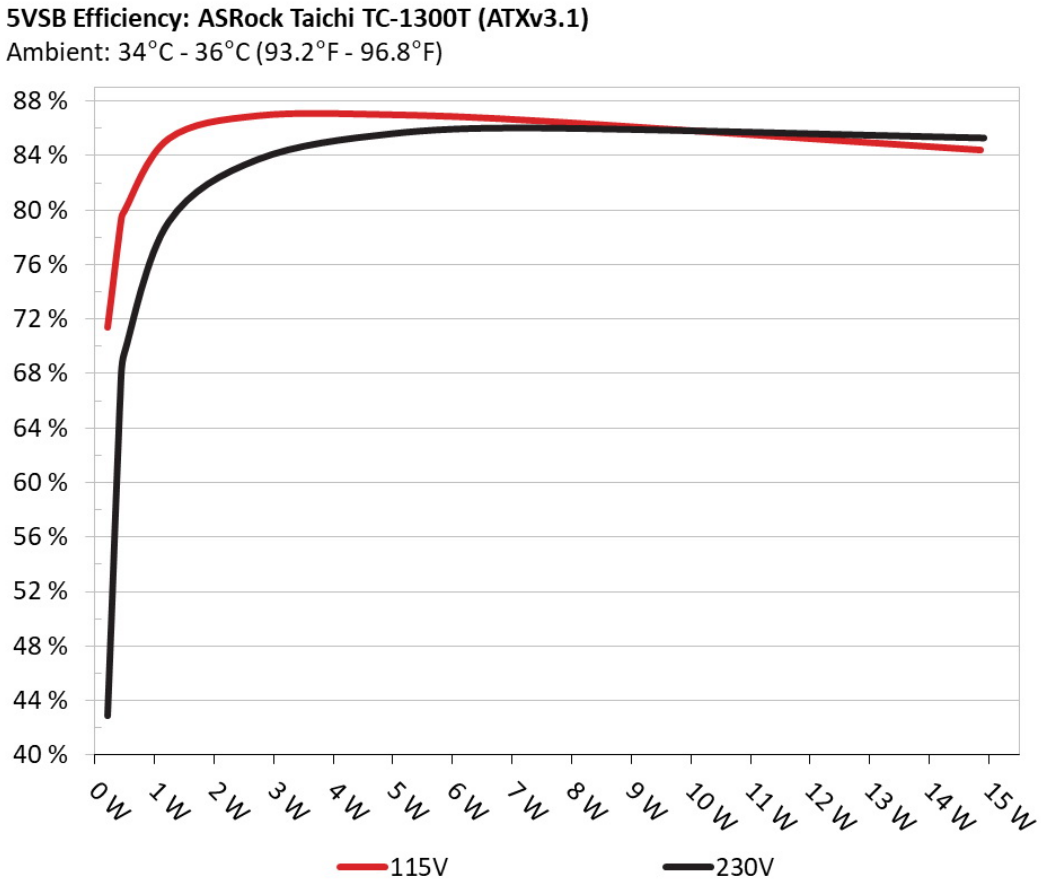

□□

This graph depicts the efficiency levels of the 5VSB rail with 115V and 230V input

□□□□ □□ 5Vsb □□ (ErP Lot3/6 & CEC)

115V

□□ #	5VSB	DC/AC (□)	□□	PF/AC □□
1	**0.045A**	0.226W	71.432%	0.031
	5.024V	0.317W		114.91V
2	**0.09A**	0.452W	79.326%	0.055
	5.022V	0.571W		114.92V
3	**0.55A**	2.748W	86.972%	0.248
	4.996V	3.16W		114.91V
4	**1A**	4.992W	87.037%	0.355
	4.992V	5.736W		114.91V
5	**1.5A**	7.484W	86.582%	0.412
	4.989V	8.645W		114.91V
6	**3A**	14.848W	84.455%	0.501
	4.949V	17.581W		114.91V

230V

□□ #	5VSB	DC/AC (□)	□□	PF/AC □□
1	**0.045A**	0.226W	42.888%	0.012
	5.022V	0.43W		229.67V
2	**0.09A**	0.452W	67.855%	0.019
	5.02V	0.667W		229.9V
3	**0.55A**	2.749W	83.727%	0.091
	4.998V	3.285W		229.89V
4	**1A**	4.995W	85.611%	0.154
	4.994V	5.835W		229.89V
5	**1.5A**	7.492W	86.022%	0.213
	4.994V	8.71W		229.89V
6	**3A**	14.913W	85.291%	0.322
	4.971V	17.486W		229.89V

Protection Features

OCP (Normal @ 31.0°C)	12V: 128.80A (118.93%), 11.942V 5V: 27.1A (108.40%), 4.98V 3.3V: 28.3A (113.20%), 3.293V 5VSB: 5.0A (166.67%), 4.889V
OCP (Hot @ 42.9°C)	12V: 124.00A (114.50%), 11.951V 5V: 26.1A (104.40%), 4.976V 3.3V: 26.3A (105.20%), 3.292V 5VSB: 5A (166.67%), 4.894V
OPP (Normal @ 31.7°C)	1600.61W (123.12%)
OPP (Hot @ 41.0°C)	1572.62W (120.97%)
OTP	✓ (127°C @ Heat Sink)
SCP	12V to Earth: ✓ 5V to Earth: ✓ 3.3V to Earth: ✓ 5VSB to Earth: ✓ -12V to Earth: ✓
PWR_OK	Proper Operation
NLO	✓
Fan Failure Protection	✗
SIP	Surge: MOV Inrush: NTC & Bypass Relay

Supplementary Tests (For Reference)

10-110%□□□□

115V

□□	12V	5V	3.3V	5VSB	DC/AC (□)	□□	□□□□ (RPM)	□□□□□□□ (dB[A])	□□ (□□ /□□)	PF/AC □□
10%	**9.044A**	**1.995A**	**1.991A**	**1.001A**	130.002	89.529%	0	<6.0	45.77°C	0.969
	11.986V	5.013V	3.315V	4.995V	145.211				40.3°C	114.87V

20%	**19.118A**	**2.994A**	**2.99A**	**1.202A**	259.979	92.954%	0	<6.0	45.7°C	0.978
	11.982V	5.01V	3.312V	4.991V	279.689				40.51°C	114.82V
30%	**29.521A**	**3.494A**	**3.491A**	**1.405A**	389.656	93.675%	0	<6.0	46.42°C	0.984
	11.978V	5.009V	3.309V	4.984V	415.966				41°C	114.78V
40%	**39.956A**	**3.996A**	**3.993A**	**1.608A**	519.657	93.741%	0	<6.0	48.69°C	0.986
	11.974V	5.005V	3.306V	4.976V	554.349				41.52°C	114.74V
50%	**50.062A**	**5A**	**4.997A**	**1.813A**	649.788	93.401%	0	<6.0	51.59°C	0.983
	11.970V	5.001V	3.302V	4.966V	695.699				42.02°C	114.69V
60%	**60.176A**	**6.005A**	**6.002A**	**2A**	779.819	92.947%	526	14.5	42.67°C	0.985
	11.966V	4.997V	3.3V	4.957V	838.998				50.62°C	114.65V
70%	**70.297A**	**7.011A**	**7.007A**	**2.224A**	909.977	92.361%	530	14.7	43.49°C	0.979
	11.962V	4.994V	3.297V	4.947V	943.756				51.66°C	110.72V
80%	**80.418A**	**8.016A**	**8.015A**	**2.328A**	1039.545	91.785%	611	18.8	43.51°C	0.989
	11.958V	4.989V	3.294V	4.94V	1132.615				52.67°C	114.54V
90%	**90.957A**	**8.522A**	**8.506A**	**2.434A**	1169.767	91.169%	932	30.4	44.65°C	0.991
	11.954V	4.986V	3.292V	4.931V	1283.089				51.84°C	114.49V
100%	**101.240A**	**9.028A**	**9.029A**	**3.052A**	1299.382	90.552%	1296	39.2	45.55°C	0.992
	11.949V	4.984V	3.29V	4.915V	1434.955				51.31°C	114.44V
110%	**111.460A**	**10.039A**	**10.133A**	**3.057A**	1429.604	89.86%	1761	49.7	46.61°C	0.993
	11.944V	4.98V	3.286V	4.907V	1590.915				51.16°C	114.38V
CL1	**0.117A**	**15.699A**	**15.646A**	**0A**	131.299	84.957%	521	14	40.11°C	0.97
	11.989V	4.987V	3.298V	4.987V	154.602				49.86°C	114.86V
CL2	**0.116A**	**2.867A**	**0A**	**0A**	126.233	11.699%	0	<6.0	47.49°C	0.622
	12.010V	5.01V	3.317V	4.993V	28.099				41.66°C	114.9V
CL3	**0.116A**	**0A**	**25.071A**	**0A**	83.899	78.263%	0	<6.0	47.13°C	0.962
	11.990V	5.004V	3.291V	4.988V	107.18				41.23°C	114.88V
CL4	**108.783A**	**0A**	**0A**	**0A**	1299.95	90.997%	1184	36.9	45.96°C	0.992
	11.950V	4.996V	3.298V	4.944V	1428.559				50.86°C	114.46V

The results above are not used in the certification process

230V

□□	12V	5V	3.3V	5VSB	DC/AC (□)	□□	□□□□ (RPM)	□□□□□□□ (dB[A])	□□ (□□ /□□)	PF/AC □□
10%	**9.042A**	**1.996A**	**1.992A**	**1.001A**	130.005	89.769%	0	<6.0	43.78°C	0.907
	11.989V	5.011V	3.314V	4.997V	144.819				40.17°C	229.89V
20%	**19.114A**	**2.995A**	**2.99A**	**1.202A**	259.97	93.508%	0	<6.0	44.4°C	0.95
	11.984V	5.008V	3.311V	4.992V	278.02				40.52°C	229.87V
30%	**29.512A**	**3.495A**	**3.491A**	**1.404A**	389.609	94.508%	0	<6.0	44.55°C	0.963
	11.980V	5.008V	3.309V	4.985V	412.246				41.01°C	229.85V
40%	**39.945A**	**3.996A**	**3.993A**	**1.608A**	519.585	94.857%	0	<6.0	44.05°C	0.969
	11.976V	5.005V	3.306V	4.977V	547.768				41.51°C	229.82V
50%	**50.051A**	**5A**	**4.997A**	**1.812A**	649.713	94.861%	525	14.4	42.39°C	0.973
	11.972V	5V	3.302V	4.968V	684.914				49.67°C	229.8V
60%	**60.173A**	**6.003A**	**5.999A**	**2A**	779.767	94.755%	526	14.5	42.51°C	0.974
	11.966V	4.998V	3.301V	4.959V	822.953				48.87°C	229.78V
70%	**70.298A**	**7.01A**	**7.006A**	**2.223A**	909.96	94.466%	530	14.7	43.34°C	0.98
	11.962V	4.994V	3.298V	4.949V	963.251				49.2°C	229.76V
80%	**80.424A**	**8.016A**	**8.015A**	**2.328A**	1039.552	94.152%	600	18.2	43.8°C	0.981
	11.957V	4.989V	3.294V	4.941V	1104.145				49.84°C	229.74V
90%	**90.968A**	**8.523A**	**8.507A**	**2.433A**	1169.794	93.774%	913	30.4	44.12°C	0.982
	11.952V	4.986V	3.291V	4.933V	1247.467				49.46°C	229.72V
100%	**101.256A**	**9.03A**	**9.031A**	**3.052A**	1299.415	93.358%	1293	39.1	45°C	0.983
	11.947V	4.983V	3.289V	4.916V	1391.863				48.98°C	229.69V
110%	**111.481A**	**10.04A**	**10.135A**	**3.056A**	1429.619	92.926%	1719	48.7	46.16°C	0.983
	11.942V	4.979V	3.286V	4.909V	1538.462				49.52°C	229.67V
CL1	**0.117A**	**15.698A**	**15.645A**	**0A**	131.307	85.235%	520	13.9	40.26°C	0.913
	11.990V	4.987V	3.299V	4.988V	154.056				48.87°C	229.88V
CL2	**0.117A**	**25.09A**	**0A**	**0A**	126.247	83.115%	0	<6.0	46.44°C	0.912
	11.990V	4.976V	3.312V	4.989V	151.89				41.56°C	229.88V
CL3	**0.116A**	**0A**	**25.096A**	**0A**	83.898	78.086%	0	<6.0	47.72°C	0.871
	11.990V	5V	3.288V	4.989V	107.444				39.06°C	229.89V

CL4	**108.799A**	**0A**	**0A**	**0A**	1299.982	93.761%	1149	36.1	45.61°C	0.983
	11.948V	4.997V	3.299V	4.944V	1386.473				48.87°C	229.7V

The results above are not used in the certification process

20-80□□□□□

115V

□□	12V	5V	3.3V	5VSB	DC/AC (□)	□□	□□□□ (RPM)	□□□□□□□ (dB[A])	□□ (□□ /□□)	PF/AC □□
20W	**1.240A**	**0.498A**	**0.497A**	**0.2A**	19.998	61.091%	0	<6.0	38.39°C	0.899
	11.977V	5.019V	3.32V	4.99V	32.733				36.76°C	114.9V
40W	**2.727A**	**0.698A**	**0.696A**	**0.301A**	40	75.738%	0	<6.0	40.87°C	0.941
	11.988V	5.017V	3.319V	4.99V	52.818				37.01°C	114.9V
60W	**4.216A**	**0.897A**	**0.895A**	**0.401A**	60	81.947%	0	<6.0	42.28°C	0.95
	11.988V	5.016V	3.318V	4.991V	73.223				38.34°C	114.89V
80W	**5.700A**	**1.096A**	**1.094A**	**0.501A**	79.945	85.348%	0	<6.0	43.33°C	0.96
	11.987V	5.016V	3.317V	4.99V	93.664				39.11°C	114.88V

The results above are not used in the certification process

230V

□□	12V	5V	3.3V	5VSB	DC/AC (□)	□□	□□□□ (RPM)	□□□□□□□ (dB[A])	□□ (□□ /□□)	PF/AC □□
20W	**1.240A**	**0.498A**	**0.497A**	**0.2A**	20.016	61.872%	0	<6.0	40.02°C	0.572
	11.982V	5.017V	3.319V	4.991V	32.351				36.17°C	229.9V
40W	**2.728A**	**0.698A**	**0.696A**	**0.3A**	40.012	76.57%	0	<6.0	40.61°C	0.724
	11.990V	5.015V	3.317V	4.992V	52.537				37.03°C	229.9V
60W	**4.214A**	**0.898A**	**0.896A**	**0.401A**	60.009	81.894%	0	<6.0	42.52°C	0.806
	11.991V	5.014V	3.316V	4.993V	73.279				38.13°C	229.9V
80W	**5.698A**	**1.097A**	**1.095A**	**0.501A**	79.961	85.438%	0	<6.0	43.31°C	0.85
	11.990V	5.013V	3.316V	4.992V	93.596				39.24°C	229.9V

The results above are not used in the certification process

□□□

115V

Test	12V	5V	3.3V	5VSB	Pass/Fail
10% Load	18.6 mV	15.6 mV	15.6 mV	18.9 mV	Pass
20% Load	21.1 mV	15.1 mV	14.8 mV	18.3 mV	Pass
30% Load	22.4 mV	17.2 mV	16.8 mV	20.2 mV	Pass
40% Load	21.6 mV	15.6 mV	16.6 mV	21.2 mV	Pass
50% Load	21.1 mV	16.1 mV	15.2 mV	18.6 mV	Pass
60% Load	22.1 mV	16.4 mV	16.1 mV	20.3 mV	Pass
70% Load	22.0 mV	17.5 mV	16.3 mV	19.4 mV	Pass
80% Load	21.3 mV	16.1 mV	16.5 mV	21.2 mV	Pass
90% Load	22.4 mV	17.5 mV	16.6 mV	20.1 mV	Pass
100% Load	34.8 mV	17.9 mV	16.8 mV	25.2 mV	Pass
110% Load	34.5 mV	17.2 mV	16.9 mV	24.7 mV	Pass
Crossload 1	27.2 mV	16.4 mV	16.2 mV	18.2 mV	Pass
Crossload 2	116.2 mV	19.6 mV	14.9 mV	16.9 mV	Pass
Crossload 3	15.9 mV	15.4 mV	16.3 mV	16.8 mV	Pass
Crossload 4	35.4 mV	16.8 mV	16.7 mV	20.4 mV	Pass

The results above are not used in the certification process

230V

Test	12V	5V	3.3V	5VSB	Pass/Fail
10% Load	18.9 mV	16.0 mV	16.0 mV	18.5 mV	Pass
20% Load	22.0 mV	15.2 mV	15.0 mV	18.7 mV	Pass
30% Load	23.2 mV	15.4 mV	15.6 mV	18.1 mV	Pass
40% Load	23.5 mV	15.6 mV	14.9 mV	20.7 mV	Pass
50% Load	20.5 mV	16.6 mV	15.6 mV	18.7 mV	Pass
60% Load	19.5 mV	15.7 mV	15.2 mV	18.6 mV	Pass



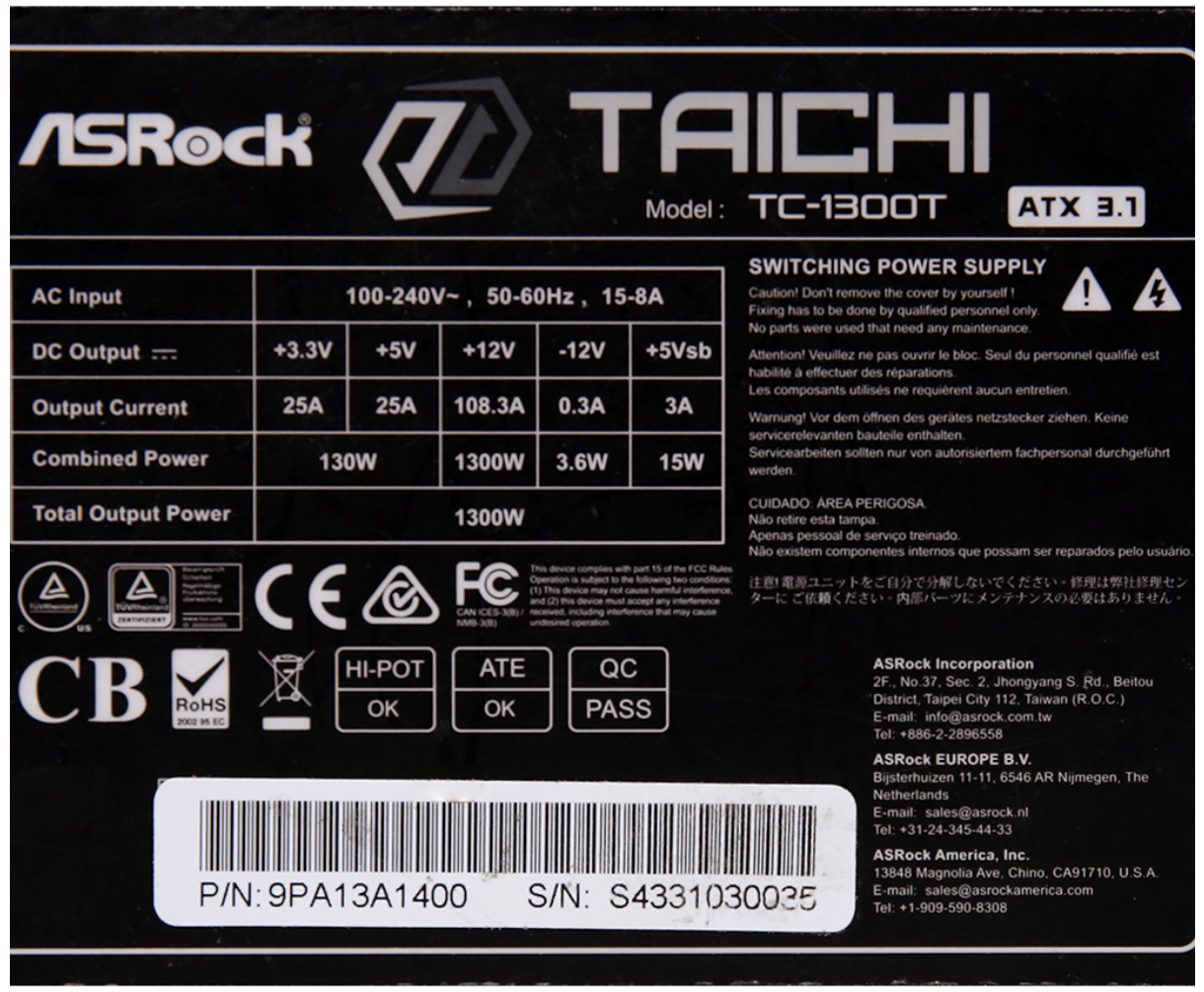

Test	12V	5V	3.3V	5VSB	Pass/Fail
70% Load	22.3 mV	16.3 mV	16.2 mV	20.7 mV	Pass
80% Load	21.7 mV	17.6 mV	16.9 mV	19.2 mV	Pass
90% Load	23.4 mV	17.0 mV	17.1 mV	20.0 mV	Pass
100% Load	36.1 mV	18.0 mV	16.6 mV	25.9 mV	Pass
110% Load	34.8 mV	16.9 mV	16.9 mV	25.7 mV	Pass
Crossload 1	28.7 mV	16.6 mV	16.5 mV	18.4 mV	Pass
Crossload 2	19.1 mV	19.4 mV	14.0 mV	15.5 mV	Pass
Crossload 3	16.4 mV	15.2 mV	15.8 mV	16.6 mV	Pass
Crossload 4	35.0 mV	16.2 mV	16.0 mV	22.3 mV	Pass

The results above are not used in the certification process

ASRock Taichi TC-1300T (ATXv3.1)

Top side

Power specifications label

本测试报告中包含的所有数据和图表均可在以下条件下由任何人使用：使用过程需提及测试结果由 Cybenetics提供。
在任何情况下都应提供原始测试结果文档的网站链接

Cybenetics 提供自愿性认证计划：电源方面有 ETA (效率)、 LAMBDA (噪声) 与 SAFE (安全与正确运行)；散热产品方面有 DELTA (机箱隔音) 与 PHI (风扇风量与静压)