Corsair RM1000e (ATX v3.1)

□□ A9DAF4420003AV

Lab ID CR10002624

□□ ID 252624

□□□□□□ ID: 24PS2624A

□□□□□□ : Nov 1, 2024

□□□□□ ETA-EMI PSU

115V



230V



115V



230V



□□□□□ LAMBDA PSU



□□□□□□



General Information

Test Equipment

Electronic Loads	Chroma 63601-5 x2 Chroma 63600-2 Chroma 63640-80-80 x10 Chroma 63610-80-20
AC Sources	Chroma 6530, APM SP300VAC4000W-P, GW Instek ASR-3500
Power Analyzers	Rohde & Schwarz HMC8015 & NPA701
Oscilloscopes	Picoscope 4444, Siglent SDS2104X PLUS
Sound Analyzer	Bruel & Kjaer 2270 G4
Microphone	Bruel & Kjaer Type 4955-A
Temperature Logger	Picoscope TC-08
Tachometer	UNI-T UT372
Multimeters	Keysight 34465A
EMI Analyzer	TekBox TBMR-110M-EU
Isolation Transformer	4kVA
UPS	FSP Champ Tower 3kVA, CyberPower OLS3000E 3kVA
Testing Methodology	Cybenetics PSU Test Protocol

DUT Information
(Non-accredited measurements)

Product Identification Details	
Brand	Corsair
Model	RM1000e (ATX v3.1)
OEM/ODM	HEC
Serial Number	A9DAF4420003AV
Product Specifications	
Manufacturer-Provided Information	
□□□□ (Vrms)	100-240

□□□□ (Arms)	6-12
□□□□ (Hz)	47-63
□□□□ (W)	1000
□□□□□□□□□□ (°C)	
□□	ATX12V
□□□□	Fully Modular
□□	-
Cybenetics Measurements	
Dimensions (W x H x D)	
□□	
□□	120mm Rifle Bearing Fan (HA1225H12SF-Z)
□□□□□	✓
Cybenetics Testing Information	
Lab ID	CR10002624
Date of receipt	Oct 22, 2024
Testing Date	Oct 31, 2024
Report Issued Date	Nov 1, 2024
□□□□□□	The results apply to both the black and white variants.
Engineer Name	Ioannis Kalyviotis
Authorized By the Laboratory Technical Manager	Aristeidis Bitziopoulos
Signature	

□□□□□
(Non-accredited measurements)

Modular Cables				
Description	**Cable Count**	**Connector Count (Total)**	**Gauge**	In Cable Capacitors
ATX connector 24 pin (600mm)	1	1	16-20AWG	No
4+4 pin EPS12V (740mm)	2	2	18AWG	No
6+2 pin PCIe (640mm)	2	2	16AWG	No
2 x 6+2 pin PCIe (640mm)	1	2	16-18AWG	No

12+2 pin PCIe (650mm) (600W)	1	1	16-24AWG	No
SATA (450mm+100mm) / 4-pin Molex (+100mm+100mm)	1	2 / 2	18AWG	No
SATA (450mm+100mm+100mm+100mm)	1	4	18AWG	No
AC Power Cord (1390mm) - C13 coupler	1	1	14AWG	-

□□□□

Over Power Protection	✓
Over Current (+12V) Protection	✓
Over Temperature Protection	✓
Short Circuit Protection	✓
Surge Protection	✓
Inrush Current Protection	✓
Fan Failure Protection	✗

□□□□

Rail		3.3V	5V	12V	5VSB	-12V
Max. Power	Amps	20	20	83.3	3	0
	Watts	150		1000	15	0
Total Max. Power (W)		1000				

Parts Description

General Data	-
Manufacturer (OEM)	HEC
PCB Type	Single-Sided
Primary Side	-
Transient Filter	4x Y caps, 3x X caps, 2x CM chokes, 1x MOV, 1x Power IntegrationsCAP200DG (Discharge IC)
Inrush Protection	NTC Thermistor SCK-056 (5 Ohm) & Relay
Bridge Rectifier(s)	2x GBU15L06 (600V, 15A @ 115°C)
APFC MOSFETs	2x Great Power GP47S60 (600V, 47A, Rds(on): 0.081Ohm)

APFC Boost Diode	1x CREE C6D10065A (650V, 10A @ 155°C)
Bulk Cap(s)	1x Teapo (400V, 680uF, 2,000h @ 105°C, LS)
Main Switchers	2x Great Power GP36S60YERD
APFC Controller	Champion CM6500UN & CM03AX
Resonant Controller	Champion CM6901T6X
Topology	Primary side: APFC, Half-Bridge & LLC Resonant converter Secondary side: Synchronous Rectification & DC-DC converters
Secondary Side	-
+12V MOSFETs	no info
5V & 3.3V	DC-DC Converters: 4x Potens Semiconductor PDC3906X (30V, 51A @ 100°C, Rds(on): 5.5mOhm) PWM Controller(s): 1x ANPECAPW7159C
Filtering Capacitors	Electrolytic: 6x Teapo (1-3,000h @ 105°C, SC), 2x Nippon Chemi-con (2-5,000h @ 105°C, KZE) 1x Rubycon (4-10,000h @ 105°C, YXF) Polymer: 6x Teapo, 17x
Supervisor IC	Weltrend WT7527RT (OCP, OVP, UVP, SCP, PG)
Fan Controller	Nuvoton M031FB0AE
Fan Model	Hong Hua HA1225H12F-Z (120mm, 12V, 0.58A, Rifle Bearing Fan)
5VSB Circuit	-
Rectifier	1x PS1060L SBR (60V, 10A)
Standby PWM Controller	Excelliance MOS EM8569D

Test Results

Temperature & Compliance Info

□□□□ (°C /°F)	28-32 / 82.4-89.6
□□ ErP Lot 3/6	✓
□□ (EU) No 617/2013□□	✓
□□ ALPM□ Alternative Low Power Mode□	✓
ATX v3.1 PSU □□□□	✓

Performance Summary

115V

Accredited	
□□□□ (>1450 load combinations)	89.483%
Average Noise Output (>1450 Load Combinations)	25.54dBA
PF□□□ (>1450 Load Combinations)	0.975
Efficiency With 10W (≤500W) or 2% (>500W) Load	70.962%
□□□□	0.0481W
Non-Accredited	
12V Ripple (Full Load)	30.07mV
5V Ripple (Full Load)	10.80mV
3.3V Ripple (Full Load)	12.07mV
5VSB Ripple (Full Load)	14.41mV
12V Load Regulation	0.81%
5V Load Regulation	0.60%
3.3V Load Regulation	1.20%
5VSB Load Regulation	2.27%
Inrush Current	32.120A

230V

Accredited	
□□□□ (>1450 load combinations)	91.576%
Average Noise Output (>1450 Load Combinations)	25.32dBA
PF□□□ (>1450 Load Combinations)	0.942
Efficiency With 10W (≤500W) or 2% (>500W) Load	71.493%
□□□□	0.1168W
Non-Accredited	
12V Ripple (Full Load)	31.31mV
5V Ripple (Full Load)	11.77mV
3.3V Ripple (Full Load)	11.67mV

5VSB Ripple (Full Load)		12.52mV
12V Load Regulation		0.81%
5V Load Regulation		0.60%
3.3V Load Regulation		1.20%
5VSB Load Regulation		2.21%
Inrush Current		66.590A
12V Transient Response (200%)		11.21V
5V Transient Response (200%)		4.868V
3.3V Transient Response (200%)		3.147V
5VSB Transient Response (200%)		4.847V
□□□□ & PWR_OK □□		16.40ms
AC Loss to PWR_OK Hold Up Time		13.80ms
PWR_OK Inactive to DC Loss Delay		2.50ms
PSU Timings: T1 (20% / 100%)	48.0ms	49.0ms
PSU Timings: T3 (20% / 100%)	121.0ms	120.0ms
12V OCP (27.3°C / 43.1°C)	104.00A (124.85%), 11.971V	103.60A (124.37%), 11.973V
5V OCP (27.3°C / 43.1°C)	28.1A (140.50%), 4.992V	27.6A (138.00%), 4.992V
3.3V OCP (27.3°C / 43.1°C)	28.3A (141.50%), 3.268V	28.1A (140.50%), 3.269V
5VSB OCP (27.3°C / 43.1°C)	4.1A (136.67%), 4.896V	4.1A (136.67%), 4.896V
OPP (30.81°C / 42.35°C)	123.76%	123.15%

□□□□ & PWR_OK □□

Hold-Up Time (ms)	16.4
AC Loss to PWR_OK Hold Up Time (ms)	13.8
PWR_OK Inactive to DC Loss Delay (ms)	2.6

Tables

115V

Detailed Results						
	Average	Min	Limit Min	Max	Limit Max	Result
Mains Voltage RMS:	115.06 V	115.03 V	113.85 V	115.10 V	116.15 V	PASS
Mains Frequency:	60.00 Hz	59.99 Hz	59.40 Hz	60.01 Hz	60.60 Hz	PASS
Mains Voltage CF:	1.416	1.415	1.340	1.418	1.490	PASS
Mains Voltage THD:	0.13 %	0.09 %	N/A	0.19 %	2.00 %	PASS
Real Power:	0.048 W	-0.003 W	N/A	0.092 W	N/A	N/A
Apparent Power:	13.105 W	12.783 W	N/A	13.449 W	N/A	N/A
Power Factor:	0.004	N/A	N/A	N/A	N/A	N/A

230V

Detailed Results						
	Average	Min	Limit Min	Max	Limit Max	Result
Mains Voltage RMS:	231.03 V	230.94 V	227.70 V	231.10 V	232.30 V	PASS
Mains Frequency:	50.00 Hz	49.99 Hz	49.50 Hz	50.01 Hz	50.50 Hz	PASS
Mains Voltage CF:	1.417	1.416	1.340	1.419	1.490	PASS
Mains Voltage THD:	0.17 %	0.15 %	N/A	0.26 %	2.00 %	PASS
Real Power:	0.117 W	0.070 W	N/A	0.195 W	N/A	N/A
Apparent Power:	43.936 W	43.257 W	N/A	44.649 W	N/A	N/A
Power Factor:	0.003	N/A	N/A	N/A	N/A	N/A

□□□□□□

115V

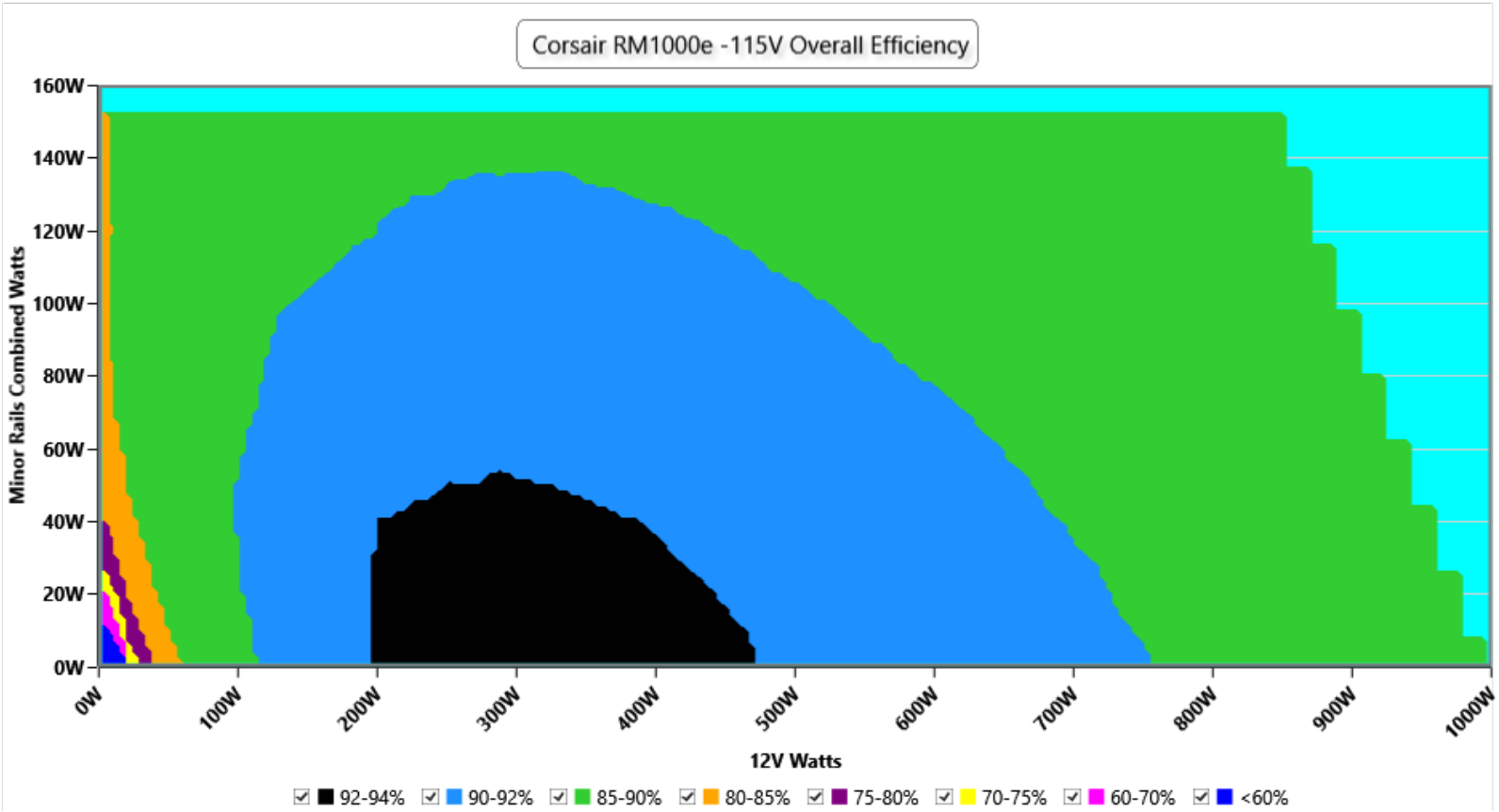

□□

This graph depicts the PSU`s efficiency throughout its entire operational range. For the generation of the efficiency and noise graphs we set our loaders to auto mode through our custom-made software before trying thousands of possible load combinations

230V

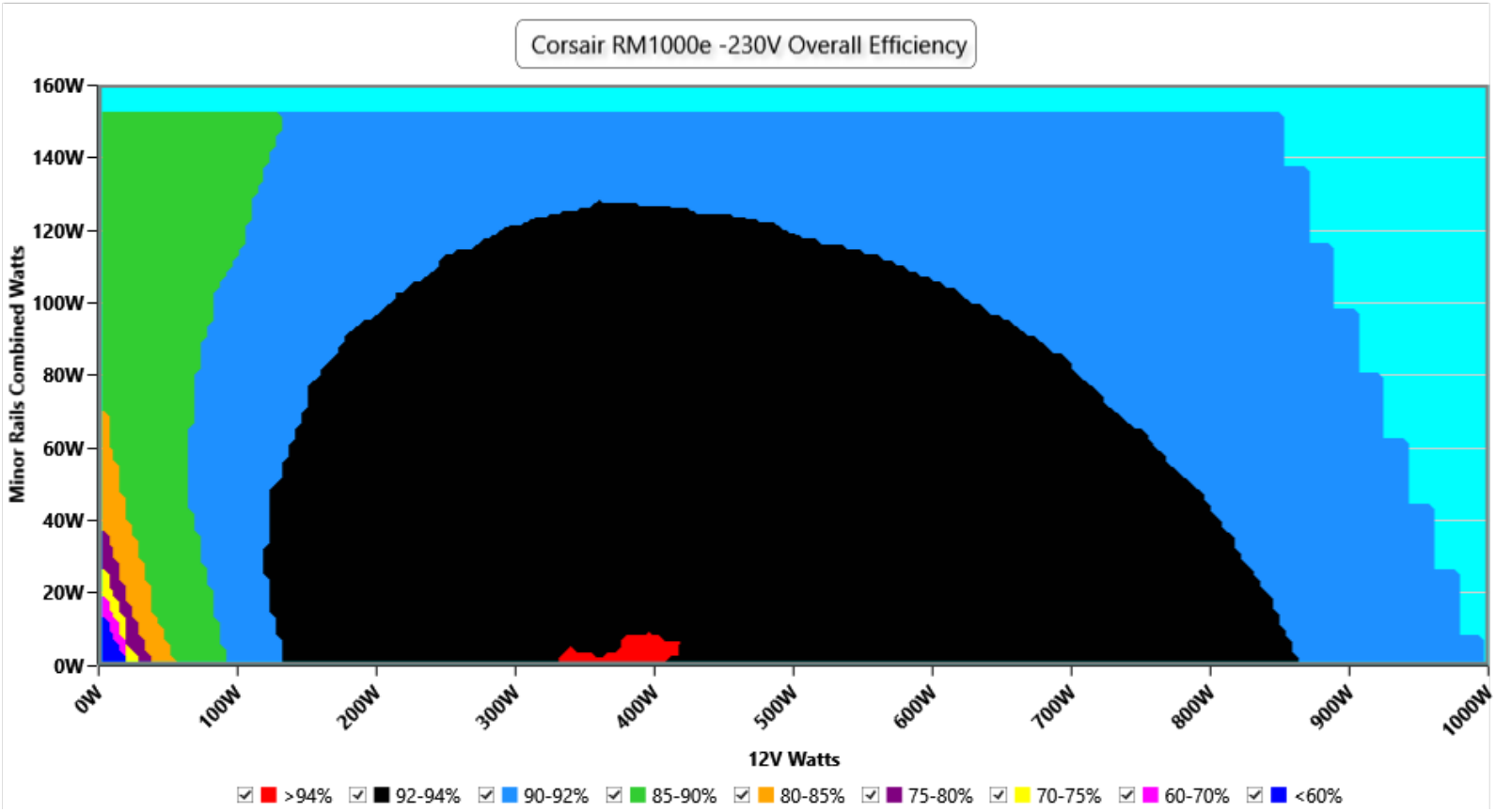

This graph depicts the PSU`s efficiency throughout its entire operational range. For the generation of the efficiency and noise graphs we set our loaders to auto mode through our custom-made software before trying thousands of possible load combinations

□□□

115V

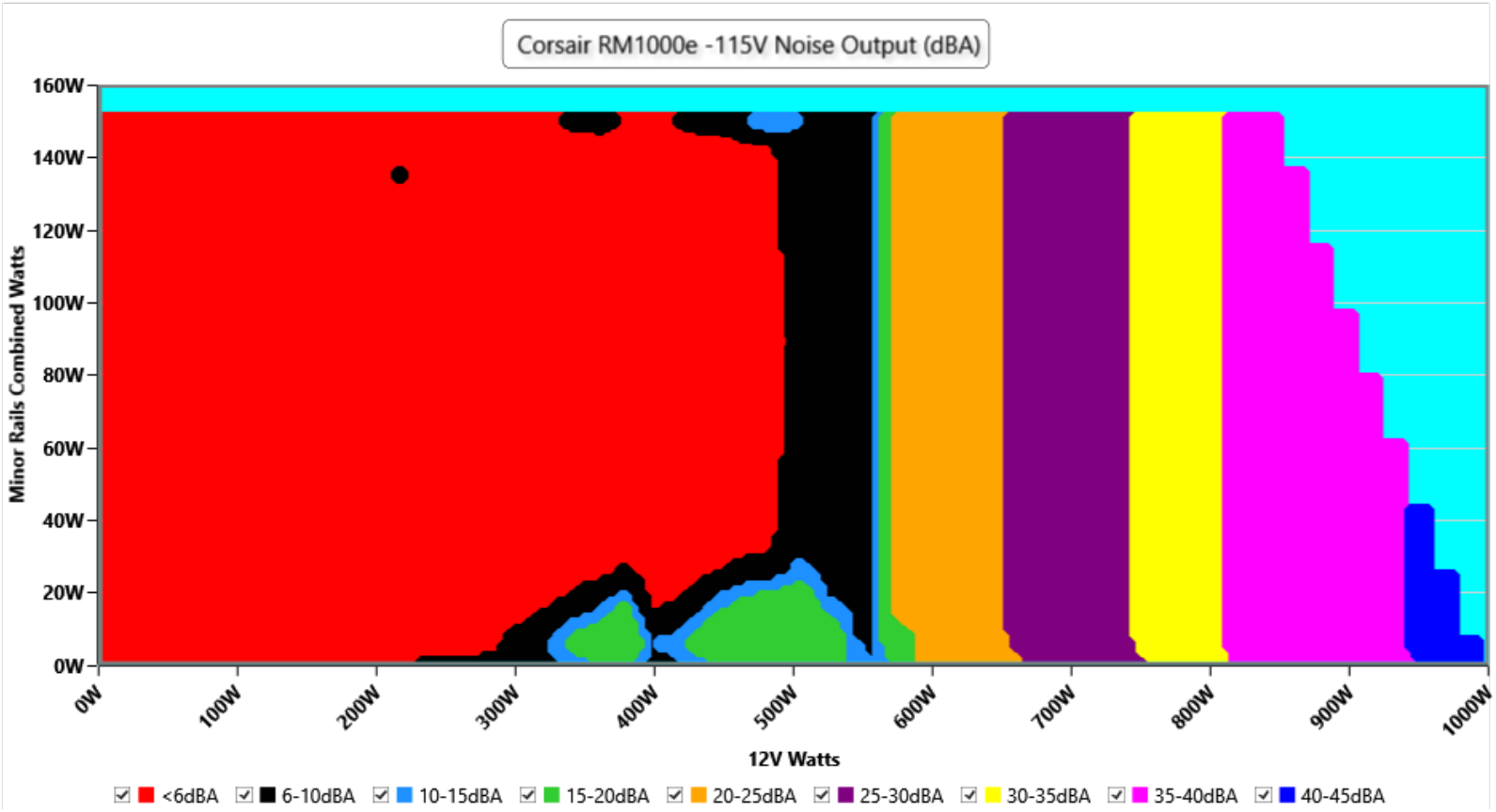

□□

The PSU`s noise in its entire operational range and under 30-32 °C ambient is depicted in this graph. The X axis represents the load on the +12V rail(s) while the Y axis is the load on the minor rails

230V

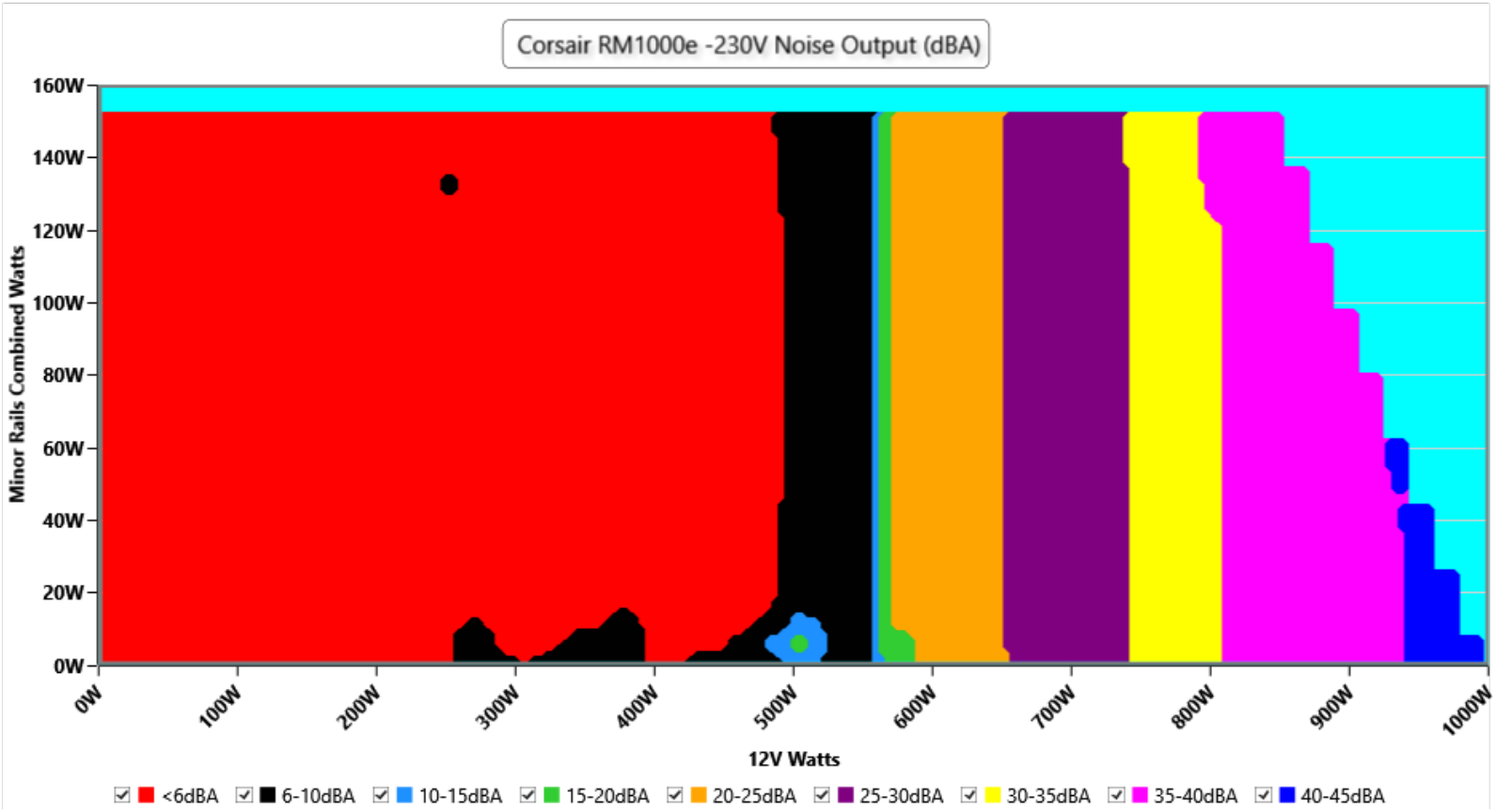

The PSU`s noise in its entire operational range and under 30-32 °C ambient is depicted in this graph. The X axis represents the load on the +12V rail(s) while the Y axis is the load on the minor rails

Noise under high ambient temperature (indicative)

115V

Load	Normal ambient fan · noise · intake	High ambient fan · noise · intake	Noise change
10%	0 RPM · <6.0 dB(A) · 34.1 °C	0 RPM · <6.0 dB(A) · 46.4 °C	fan off in both
20%	0 RPM · <6.0 dB(A) · 36.2 °C	0 RPM · <6.0 dB(A) · 47.2 °C	fan off in both
50%	454 RPM · <6.0 dB(A) · 30.2 °C	465 RPM · <6.0 dB(A) · 42.1 °C	<6.0 in both
100%	1570 RPM · 39.0 dB(A) · 30.8 °C	2094 RPM · 46.7 dB(A) · 45.8 °C	**+7.7 dB(A)**

230V

Load	Normal ambient fan · noise · intake	High ambient fan · noise · intake	Noise change
10%	0 RPM · <6.0 dB(A) · 32.8 °C	0 RPM · <6.0 dB(A) · 45.8 °C	fan off in both
20%	0 RPM · <6.0 dB(A) · 35.0 °C	0 RPM · <6.0 dB(A) · 47.3 °C	fan off in both
50%	453 RPM · <6.0 dB(A) · 30.7 °C	464 RPM · <6.0 dB(A) · 42.3 °C	<6.0 in both
100%	1569 RPM · 39.0 dB(A) · 30.8 °C	2001 RPM · 45.5 dB(A) · 45.4 °C	**+6.5 dB(A)**

INFO

Fan speed, noise and the measured intake temperature at 10, 20, 50 and 100 % load, from the two load regulation tests: at normal ambient (about 30-32 °C) and at high ambient (about 40-47 °C). These are stabilized readings at fixed loads, not averages over the certification sweep, so they are indicative of how the fan behaves when it is hot. "<6.0" is the floor of our sound meter: the fan is stopped or too quiet to measure (the fan speed column says which); with the fan stopped, the intake sensor can read higher than the chamber air.

Informational. Not part of the ETA or LAMBDA rating.

Indicative Performance

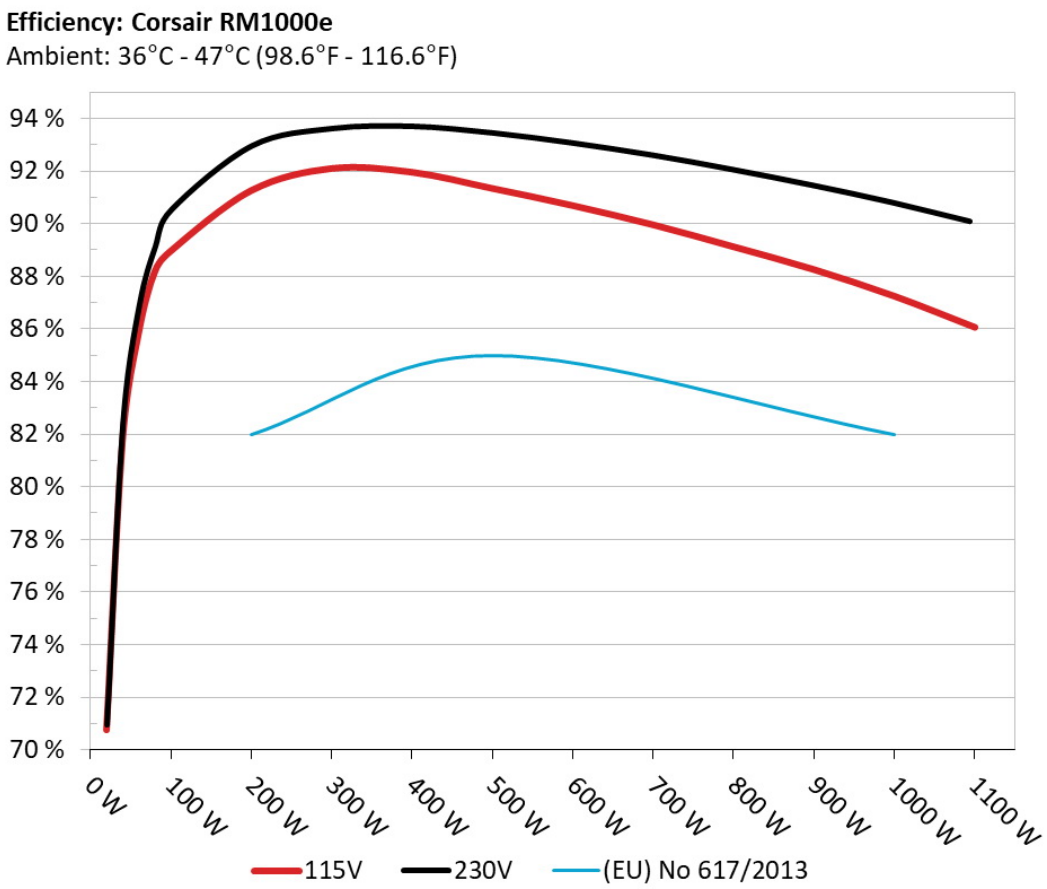

The PSU`s efficiency under high ambient temperatures with 115V and 230V input. For this graph the results of the 10-110% load regulation table are used

5VSB□□

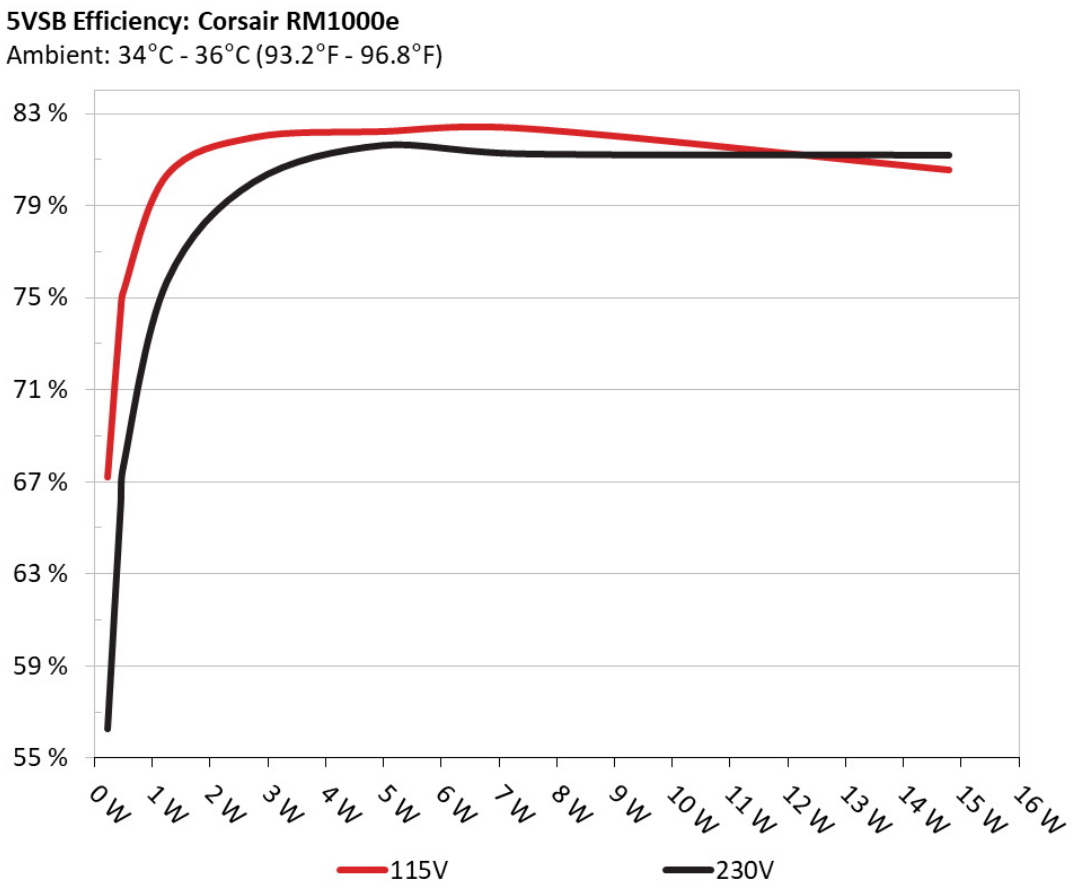

□□

This graph depicts the efficiency levels of the 5VSB rail with 115V and 230V input

5VSB□□□ ERP LOT 3/6□ CEC□

115V

Test #	5VSB	DC/AC (Watts)	Efficiency	PF/AC Volts
1	**0.045A**	0.225W	67.189%	0.027
	5.003V	0.335W		115.18V
2	**0.09A**	0.45W	74.386%	0.048
	5.002V	0.605W		115.17V
3	**0.55A**	2.746W	81.956%	0.225
	4.991V	3.351W		115.17V
4	**1A**	4.983W	82.212%	0.327
	4.981V	6.061W		115.17V
5	**1.5A**	7.456W	82.342%	0.385
	4.969V	9.056W		115.17V
6	**3.001A**	14.779W	80.545%	0.465
	4.926V	18.349W		115.16V

230V

Test #	5VSB	DC/AC (Watts)	Efficiency	PF/AC Volts
1	**0.045A**	0.225W	56.276%	0.01
	5.005V	0.4W		230.43V
2	**0.09A**	0.45W	65.954%	0.017
	5.003V	0.683W		230.42V
3	**0.55A**	2.746W	80.038%	0.081
	4.991V	3.432W		230.43V
4	**1A**	4.982W	81.638%	0.137
	4.98V	6.104W		230.43V
5	**1.501A**	7.453W	81.268%	0.191
	4.967V	9.17W		230.43V
6	**3.001A**	14.78W	81.213%	0.297
	4.926V	18.199W		230.43V

Protection Features

OCP (Normal @ 27.3°C)	12V: 104A (124.85%), 11.971V 5V: 28.1A (140.5%), 4.992V 3.3V: 28.3A (141.5%), 3.268V 5VSB: 4.1A (136.67%), 4.896V
OCP (Hot @ 43.1°C)	12V: 103.6A (124.37%), 11.973V 5V: 27.6A (138%), 4.992V 3.3V: 28.1A (140.5%), 3.269V 5VSB: 4.1A (136.67%), 4.896V
OPP (Normal @ 30.8°C)	1237.56W (123.76%)
OPP (Hot @ 42.4°C)	1231.49W (123.15%)
OTP	✓ (120°C @ Heat Sink)
SCP	12V to Earth: ✓ 5V to Earth: ✓ 3.3V to Earth: ✓ 5VSB to Earth: ✓
PWR_OK	Proper Operation
NLO	✓
Fan Failure Protection	✗
SIP	Surge: MOV Inrush: NTC & Bypass Relay

Supplementary Tests (For Reference)



115V

Test	12V	5V	3.3V	5VSB	DC/AC (Watts)	Efficiency	Fan Speed (RPM)	PSU Noise (dB[A])	Temps (In/Out)	PF/AC Volts
10%	**6.514A**	**1.996A**	**2.005A**	**1.005A**	100.041	88.978%	0	<6.0	46.43°C	0.877
	12.042V	5.012V	3.292V	4.977V	112.433				40.09°C	115.16V

Test	12V	5V	3.3V	5VSB	DC/AC (Watts)	Efficiency	Fan Speed (RPM)	PSU Noise (dB[A])	Temps (In/Out)	PF/AC Volts
20%	**14.052A**	**2.995A**	**3.012A**	**1.208A**	200.007	91.272%	0	<6.0	47.16°C	0.904
	12.033V	5.009V	3.288V	4.968V	219.133				40.88°C	115.13V
30%	**21.955A**	**3.496A**	**3.517A**	**1.411A**	300.07	92.113%	0	<6.0	49.28°C	0.982
	12.025V	5.007V	3.285V	4.961V	325.761				41.43°C	115.08V
40%	**29.852A**	**3.997A**	**4.023A**	**1.616A**	399.911	91.969%	0	<6.0	52.4°C	0.984
	12.016V	5.005V	3.281V	4.953V	434.831				41.9°C	115.06V
50%	**37.412A**	**5A**	**5.036A**	**1.821A**	499.635	91.355%	465	<6.0	42.08°C	0.986
	12.004V	5.002V	3.277V	4.944V	546.915				48.29°C	115.03V
60%	**45.058A**	**6.005A**	**6.051A**	**2.001A**	600.069	90.701%	683	11.6	42.72°C	0.989
	11.993V	4.998V	3.273V	4.936V	661.585				47.67°C	115V
70%	**52.646A**	**7.01A**	**7.068A**	**2.233A**	699.926	89.973%	907	21.9	43.04°C	0.991
	11.982V	4.995V	3.269V	4.928V	777.935				47.44°C	114.97V
80%	**60.319A**	**8.016A**	**8.087A**	**2.338A**	799.961	89.138%	1318	33.7	43.55°C	0.992
	11.970V	4.992V	3.265V	4.921V	897.45				48.36°C	114.94V
90%	**68.339A**	**8.522A**	**8.587A**	**2.443A**	899.754	88.273%	1813	42.9	44.83°C	0.993
	11.959V	4.989V	3.261V	4.914V	1019.286				49.81°C	114.92V
100%	**76.173A**	**9.028A**	**9.119A**	**3.067A**	999.791	87.263%	2094	46.7	45.81°C	0.994
	11.948V	4.986V	3.257V	4.892V	1145.729				51.49°C	114.89V
110%	**83.956A**	**10.037A**	**10.237A**	**3.069A**	1100.406	86.075%	2354	49.5	46.58°C	0.995
	11.936V	4.983V	3.253V	4.889V	1278.418				53.47°C	114.87V
CL1	**0.118A**	**18.077A**	**18.196A**	**0A**	151.323	84.407%	1577	39.2	41.46°C	0.893
	12.018V	4.996V	3.276V	4.996V	179.277				45.03°C	115.15V
CL2	**0.117A**	**20.005A**	**0A**	**0A**	101.409	84.149%	1106	28.5	40.9°C	0.879
	12.034V	4.999V	3.294V	5.004V	120.514				43.55°C	115.15V
CL3	**0.117A**	**0A**	**20.132A**	**0A**	67.405	79.206%	655	9.8	41.05°C	0.864
	12.030V	5.014V	3.278V	5.002V	85.103				42.96°C	115.16V
CL4	**83.634A**	**0A**	**0A**	**0A**	1000.292	88.07%	1903	44.2	45.68°C	0.994
	11.960V	4.997V	3.268V	4.978V	1135.797				50.12°C	114.9V

230V

Test	12V	5V	3.3V	5VSB	DC/AC (Watts)	Efficiency	Fan Speed (RPM)	PSU Noise (dB[A])	Temps (In/Out)	PF/AC Volts
10%	**6.546A**	**2.001A**	**2A**	**1A**	100.411	90.176%	0	<6.0	45.83°C	0.777
	12.042V	5.012V	3.291V	4.977V	111.349				40.05°C	230.38V
20%	**14.107A**	**3.001A**	**3A**	**1.2A**	200.617	92.965%	0	<6.0	47.27°C	0.853
	12.033V	5.009V	3.288V	4.969V	215.798				40.65°C	230.36V
30%	**22.005A**	**3.501A**	**3.5A**	**1.4A**	300.579	93.621%	0	<6.0	48.73°C	0.946
	12.025V	5.007V	3.284V	4.962V	321.06				41.21°C	230.35V
40%	**29.912A**	**4.001A**	**4A**	**1.6A**	400.473	93.706%	0	<6.0	51.29°C	0.959
	12.015V	5.005V	3.281V	4.954V	427.375				41.94°C	230.33V
50%	**37.476A**	**5.002A**	**5.001A**	**1.801A**	500.145	93.455%	464	<6.0	42.31°C	0.965
	12.003V	5.001V	3.277V	4.945V	535.18				47.81°C	230.32V
60%	**45.044A**	**6.001A**	**6A**	**2.001A**	599.679	93.071%	679	11.3	42.84°C	0.97
	11.992V	4.997V	3.273V	4.937V	644.322				48.27°C	230.3V
70%	**52.609A**	**7.002A**	**7A**	**2.201A**	698.999	92.611%	965	23.5	43.46°C	0.973
	11.981V	4.994V	3.269V	4.928V	754.77				49.05°C	230.29V
80%	**60.211A**	**8.002A**	**8A**	**2.3A**	798.063	92.067%	1305	33.4	43.97°C	0.976
	11.969V	4.991V	3.265V	4.922V	866.833				50.09°C	230.27V
90%	**68.149A**	**8.501A**	**8.499A**	**2.4A**	896.858	91.474%	1744	41.8	44.48°C	0.978
	11.958V	4.988V	3.261V	4.915V	980.453				51.15°C	230.25V
100%	**75.894A**	**9.002A**	**9A**	**3A**	995.608	90.823%	2001	45.5	45.43°C	0.98
	11.948V	4.985V	3.257V	4.895V	1096.209				52.71°C	230.23V
110%	**83.533A**	**10.001A**	**10A**	**3A**	1094.101	90.093%	2266	48.4	46.27°C	0.981
	11.936V	4.982V	3.253V	4.892V	1214.415				54.96°C	230.21V
CL1	**0.118A**	**18.072A**	**18.072A**	**0A**	150.893	85.665%	1573	39.1	40.01°C	0.835
	12.018V	4.995V	3.276V	4.996V	176.14				45.84°C	230.36V
CL2	**0.118A**	**20A**	**0A**	**0A**	101.391	85.234%	1105	28.5	40.99°C	0.788
	12.033V	4.999V	3.293V	5.004V	118.958				44.47°C	230.36V
CL3	**0.117A**	**0A**	**19.999A**	**0A**	66.974	79.997%	840	18.3	40.51°C	0.725
	12.030V	5.014V	3.278V	5.002V	83.718				44.17°C	230.37V

Test	12V	5V	3.3V	5VSB	DC/AC (Watts)	Efficiency	Fan Speed (RPM)	PSU Noise (dB[A])	Temps (In/Out)	PF/AC Volts
CL4	**83.356A**	**0A**	**0A**	**0A**	996.946	91.481%	1894	44.1	45.97°C	0.98
	11.960V	4.996V	3.267V	4.978V	1089.79				51.16°C	230.24V

□□□□□□□□□□□

□□□□

115V

Test	12V	5V	3.3V	5VSB	DC/AC (Watts)	Efficiency	Fan Speed (RPM)	PSU Noise (dB[A])	Temps (In/Out)	PF/AC Volts
20W	**1.234A**	**0.499A**	**0.501A**	**0.2A**	20.014	70.77%	0	<6.0	41.27°C	0.771
	12.041V	5.016V	3.296V	5.003V	28.28				36.22°C	115.18V
40W	**2.715A**	**0.698A**	**0.701A**	**0.3A**	40.01	81.81%	0	<6.0	42.48°C	0.831
	12.045V	5.015V	3.295V	4.999V	48.903				37.07°C	115.17V
60W	**4.196A**	**0.898A**	**0.902A**	**0.401A**	60.01	85.884%	0	<6.0	44.49°C	0.858
	12.045V	5.015V	3.294V	4.994V	69.821				38.55°C	115.18V
80W	**5.676A**	**1.098A**	**1.103A**	**0.501A**	79.986	88.18%	0	<6.0	45.38°C	0.869
	12.044V	5.014V	3.293V	4.99V	90.71				39.23°C	115.17V

□□□□□□□□□□□

230V

Test	12V	5V	3.3V	5VSB	DC/AC (Watts)	Efficiency	Fan Speed (RPM)	PSU Noise (dB[A])	Temps (In/Out)	PF/AC Volts
20W	**1.242A**	**0.5A**	**0.5A**	**0.2A**	20.105	70.948%	0	<6.0	40.49°C	0.439
	12.042V	5.015V	3.296V	5.003V	28.338				36.25°C	230.43V
40W	**2.721A**	**0.7A**	**0.7A**	**0.3A**	40.089	82.448%	0	<6.0	41.6°C	0.594
	12.044V	5.014V	3.295V	4.999V	48.623				37.18°C	230.41V
60W	**4.224A**	**0.9A**	**0.9A**	**0.4A**	60.361	86.888%	0	<6.0	43.72°C	0.685
	12.045V	5.014V	3.294V	4.994V	69.47				38.39°C	230.4V
80W	**5.704A**	**1.1A**	**1.1A**	**0.5A**	80.335	89.139%	0	<6.0	44.6°C	0.739
	12.044V	5.013V	3.293V	4.99V	90.121				39.05°C	230.39V

□□□□□□□□□□□

□□□□

115V

Test	12V	5V	3.3V	5VSB	Pass/Fail
10% Load	9.8 mV	6.4 mV	4.6 mV	6.9 mV	Pass
20% Load	12.8 mV	6.5 mV	4.5 mV	7.0 mV	Pass
30% Load	13.5 mV	7.0 mV	5.1 mV	6.6 mV	Pass
40% Load	15.1 mV	10.7 mV	8.0 mV	7.2 mV	Pass
50% Load	15.9 mV	11.9 mV	9.6 mV	8.2 mV	Pass
60% Load	16.0 mV	10.5 mV	7.8 mV	7.5 mV	Pass
70% Load	17.4 mV	8.7 mV	7.3 mV	8.5 mV	Pass
80% Load	19.1 mV	9.5 mV	10.9 mV	8.5 mV	Pass
90% Load	19.6 mV	9.3 mV	10.9 mV	9.5 mV	Pass
100% Load	30.1 mV	10.8 mV	12.1 mV	14.4 mV	Pass
110% Load	33.0 mV	12.3 mV	13.1 mV	14.9 mV	Pass
Crossload 1	17.7 mV	9.5 mV	14.2 mV	7.3 mV	Pass
Crossload 2	9.8 mV	6.4 mV	4.4 mV	6.8 mV	Pass
Crossload 3	9.1 mV	6.4 mV	13.7 mV	6.4 mV	Pass
Crossload 4	30.6 mV	10.4 mV	6.7 mV	9.4 mV	Pass

□□□□□□□□□□

230V

Test	12V	5V	3.3V	5VSB	Pass/Fail
10% Load	9.9 mV	6.4 mV	4.5 mV	6.5 mV	Pass
20% Load	13.0 mV	6.5 mV	4.6 mV	6.5 mV	Pass
30% Load	13.6 mV	7.3 mV	5.3 mV	7.0 mV	Pass
40% Load	13.6 mV	10.4 mV	8.1 mV	7.5 mV	Pass
50% Load	14.5 mV	11.9 mV	9.4 mV	8.0 mV	Pass
60% Load	16.8 mV	11.0 mV	9.8 mV	8.0 mV	Pass

Test	12V	5V	3.3V	5VSB	Pass/Fail
70% Load	17.2 mV	9.3 mV	9.9 mV	10.2 mV	Pass
80% Load	18.8 mV	10.4 mV	11.3 mV	8.3 mV	Pass
90% Load	20.0 mV	10.2 mV	10.9 mV	9.5 mV	Pass
100% Load	31.3 mV	11.8 mV	11.7 mV	12.5 mV	Pass
110% Load	34.9 mV	11.4 mV	12.1 mV	12.9 mV	Pass
Crossload 1	18.1 mV	9.2 mV	14.6 mV	7.0 mV	Pass
Crossload 2	10.0 mV	6.6 mV	4.4 mV	6.9 mV	Pass
Crossload 3	8.3 mV	7.0 mV	14.2 mV	6.7 mV	Pass
Crossload 4	31.0 mV	10.6 mV	6.4 mV	9.2 mV	Pass

Corsair RM1000e (ATX v3.1)



Top side



Power specifications label

□□□