CORSAIR

Corsair RM750e (ATX v3.1)

Serial Number A8WZF4420003ER

Lab ID CR75002625

Certification ID 252625

Test Result Report ID: 24PS2625A

Certificate Issue Date: Nov 2, 2024

Scheme: ETA-EMI PSU

115V: CYBENETICS PLATINUM

230V: CYBENETICS PLATINUM 230v

Scheme: LAMBDA PSU

115V: CYBENETICS A+

230V: CYBENETICS A+ 230v

CYBENETICS ATX 3.1 PASS

Outside Validation Scope

General Information

Test Equipment

Electronic Loads	Chroma 63601-5 x2 Chroma 63600-2 Chroma 63640-80-80 x10 Chroma 63610-80-20
AC Sources	Chroma 6530, APM SP300VAC4000W-P, GW Instek ASR-3500
Power Analyzers	Rohde & Schwarz HMC8015 & NPA701
Oscilloscopes	Picoscope 4444, Siglent SDS2104X PLUS
Sound Analyzer	Bruel & Kjaer 2270 G4
Microphone	Bruel & Kjaer Type 4955-A
Temperature Logger	Picoscope TC-08
Tachometer	UNI-T UT372
Multimeters	Keysight 34465A
EMI Analyzer	TekBox TBMR-110M-EU
Isolation Transformer	4kVA
UPS	FSP Champ Tower 3kVA, CyberPower OLS3000E 3kVA
Testing Methodology	Cybenetics PSU Test Protocol

DUT Information(Non-accredited measurements)

Product Identification Details	
Brand	Corsair
Model	RM750e (ATX v3.1)
OEM/ODM	HEC
Serial Number	A8WZF4420003ER
Product Specifications	
Manufacturer-Provided Information	
Rated Voltage (Vrms)	100-240
Rated Current (Arms)	5-10

Rated Frequency (Hz)	47-63
Rated Power (W)	750
Operating Temperature (Continuous Full Load) (°C)	
Type	ATX12V
Cable Design	Fully Modular
Warranty	-
Cybenetics Measurements	
Dimensions (W x H x D)	
Weight	
Cooling	120mm Rifle Bearing Fan (HA1225H12SF-Z)
Semi-Passive Operation	✓
Cybenetics Testing Information	
Lab ID	CR75002625
Date of receipt	Oct 20, 2024
Testing Date	Oct 31, 2024
Report Issued Date	Nov 2, 2024
DUT Notes	The results apply to both the black and white variants.
Engineer Name	-
Authorized By the Laboratory Technical Manager	Aristeidis Bitziopoulos
Signature	

Cables and Connectors(Non-accredited measurements)

Modular Cables				
Description	**Cable Count**	**Connector Count (Total)**	**Gauge**	In Cable Capacitors
ATX connector 24 pin (600mm)	1	1	18-20AWG	No
4+4 pin EPS12V (740mm)	2	2	18AWG	No
6+2 pin PCIe (640mm)	1	1	18AWG	No
2x 6+2 pin PCIe (640mm)	1	2	16-18AWG	No
12+2 pin PCIe (650mm) (600W)	1	1	16-24AWG	No
SATA (450mm+100mm+100mm+100mm)	1	4	18AWG	No

SATA (445mm+100mm) / 4-pin Molex (+95mm+100mm)	1	2 / 2	18AWG	No
AC Power Cord (1380mm) - C13 coupler	1	1	16AWG	-

Protection Features(Manufacturer)

Over Power Protection	✓
Over Current (+12V) Protection	✓
Over Temperature Protection	✓
Short Circuit Protection	✓
Surge Protection	✓
Inrush Current Protection	✓
Fan Failure Protection	✗

Power Specifications

Rail		3.3V	5V	12V	5VSB	-12V
Max. Power	Amps	20	20	62.5	3	0
	Watts	110		750	15	0
Total Max. Power (W)		750				

Parts Description

General Data	-
Manufacturer (OEM)	HEC
PCB Type	Single-Sided
Primary Side	-
Transient Filter	4x Y caps, 3x X caps, 2x CM chokes, 1x MOV, 1x Power IntegrationsCAP200DG (Discharge IC)
Inrush Protection	NTC Thermistor SCK-037 (3 Ohm) & Relay
Bridge Rectifier(s)	2x GBU10K (800V, 10A @ 100°C)
APFC MOSFETs	2x Infineon IPA60R120P7 (650V, 16A @ 100°C, Rds(on): 0.120Ohm)
APFC Boost Diode	1x Wolfspeed C6D06065A (650V, 6A @ 155°C)

Bulk Cap(s)	1x Teapo (400V, 470uF, 2,000h @ 105°C, LG)
Main Switchers	2x Infineon IPA60R120P7 (650V, 16A @ 100°C, Rds(on): 0.120Ohm)
APFC Controller	Champion CM6500UNX & CM03AX
Resonant Controller	Champion CM6901T6X
Topology	Primary side: APFC, Half-Bridge & LLC Resonant converter Secondary side: Synchronous Rectification & DC-DC converters
Secondary Side	-
+12V MOSFETs	no info
5V & 3.3V	DC-DC Converters: 2x Potens Semiconductor PDC39F2BX (30V, 76A @ 100°C, Rds(on): 2.95mOhm) PWM Controller(s): 1x ANPECAPW7159C
Filtering Capacitors	Electrolytic: 6x Teapo (1-3,000h @ 105°C, SC), 2x Nippon Chemi-con (2-5,000h @ 105°C, KZE) 1x Rubycon (4-10,000h @ 105°C, YXF) Polymer: 6x Teapo, 16x
Supervisor IC	Weltrend WT7527RT (OCP, OVP, UVP, SCP, PG)
Fan Controller	Nuvoton M031FB0AE
Fan Model	Hong Hua HA1225H12F-Z (120mm, 12V, 0.58A, Rifle Bearing Fan)
5VSB Circuit	-
Rectifier	1x PS1060L SBR (60V, 10A)
Standby PWM Controller	Excelliance MOS EM8569D

Test Results

Temperature & Compliance Info

Temperature Range (°C /°F)	28-32 / 82.4-89.6
ErP Lot 3/6 Ready	✓
(EU) No 617/2013 Compliance	✓
ALPM (Alternative Low Power Mode) compatible	✓
ATX v3.1 PSU Power Excursion	✓

Performance Summary

115V

Accredited	
Average Efficiency (>1450 load combinations)	88.978%
Average Noise Output (>1450 Load Combinations)	19.34dBA
Average PF (>1450 Load Combinations)	0.987
Efficiency With 10W (≤500W) or 2% (>500W) Load	64.128%
Standby Power Consumption	0.0472W
Non-Accredited	
12V Ripple (Full Load)	45.62mV
5V Ripple (Full Load)	25.68mV
3.3V Ripple (Full Load)	32.20mV
5VSB Ripple (Full Load)	22.83mV
12V Load Regulation	0.78%
5V Load Regulation	0.56%
3.3V Load Regulation	0.95%
5VSB Load Regulation	2.10%
Inrush Current	56.250A

230V

Accredited	
Average Efficiency (>1450 load combinations)	91.236%
Average Noise Output (>1450 Load Combinations)	19.45dBA
Average PF (>1450 Load Combinations)	0.962
Efficiency With 10W (≤500W) or 2% (>500W) Load	62.254%
Standby Power Consumption	0.1082W
Non-Accredited	
12V Ripple (Full Load)	40.34mV
5V Ripple (Full Load)	15.85mV
3.3V Ripple (Full Load)	18.66mV

5VSB Ripple (Full Load)	22.14mV	
12V Load Regulation	0.81%	
5V Load Regulation	0.58%	
3.3V Load Regulation	0.95%	
5VSB Load Regulation	2.16%	
Inrush Current	110.800A	
12V Transient Response (200%)	11.35V	
5V Transient Response (200%)	4.853V	
3.3V Transient Response (200%)	3.177V	
5VSB Transient Response (200%)	4.870V	
Hold-Up Time & PWR_OK Signal	16.70ms	
AC Loss to PWR_OK Hold Up Time	14.10ms	
PWR_OK Inactive to DC Loss Delay	2.60ms	
PSU Timings: T1 (20% / 100%)	51.0ms	50.0ms
PSU Timings: T3 (20% / 100%)	121.0ms	123.0ms
12V OCP (28.6°C / 44.1°C)	79.40A (127.04%), 11.961V	79.20A (126.72%), 11.964V
5V OCP (28.6°C / 44.1°C)	29A (145.00%), 4.983V	27.8A (139.00%), 4.983V
3.3V OCP (28.6°C / 44.1°C)	27.3A (136.50%), 3.279V	26.1A (130.50%), 3.28V
5VSB OCP (28.6°C / 44.1°C)	4A (133.33%), 4.897V	3.9A (130.00%), 4.905V
OPP (27.19°C / 42.66°C)	124.63%	124.62%

Hold-Up Time & PWR_OK Signal

Hold-Up Time (ms)	16.7
AC Loss to PWR_OK Hold Up Time (ms)	14.1
PWR_OK Inactive to DC Loss Delay (ms)	2.6

Stromverbrauch im Ruhezustand

Tables

115V

Detailed Results						
	Average	Min	Limit Min	Max	Limit Max	Result
Mains Voltage RMS:	115.07 V	115.03 V	113.85 V	115.11 V	116.15 V	PASS
Mains Frequency:	60.00 Hz	59.96 Hz	59.40 Hz	60.02 Hz	60.60 Hz	PASS
Mains Voltage CF:	1.416	1.415	1.340	1.418	1.490	PASS
Mains Voltage THD:	0.13 %	0.09 %	N/A	0.17 %	2.00 %	PASS
Real Power:	0.047 W	-0.007 W	N/A	0.090 W	N/A	N/A
Apparent Power:	8.303 W	8.249 W	N/A	8.360 W	N/A	N/A
Power Factor:	0.009	N/A	N/A	N/A	N/A	N/A

230V

Detailed Results						
	Average	Min	Limit Min	Max	Limit Max	Result
Mains Voltage RMS:	231.04 V	230.95 V	227.70 V	231.10 V	232.30 V	PASS
Mains Frequency:	50.00 Hz	49.99 Hz	49.50 Hz	50.01 Hz	50.50 Hz	PASS
Mains Voltage CF:	1.417	1.416	1.340	1.419	1.490	PASS
Mains Voltage THD:	0.17 %	0.15 %	N/A	0.25 %	2.00 %	PASS
Real Power:	0.108 W	0.062 W	N/A	0.167 W	N/A	N/A
Apparent Power:	28.478 W	28.303 W	N/A	28.668 W	N/A	N/A
Power Factor:	0.003	N/A	N/A	N/A	N/A	N/A

Efficiency Graph

115V

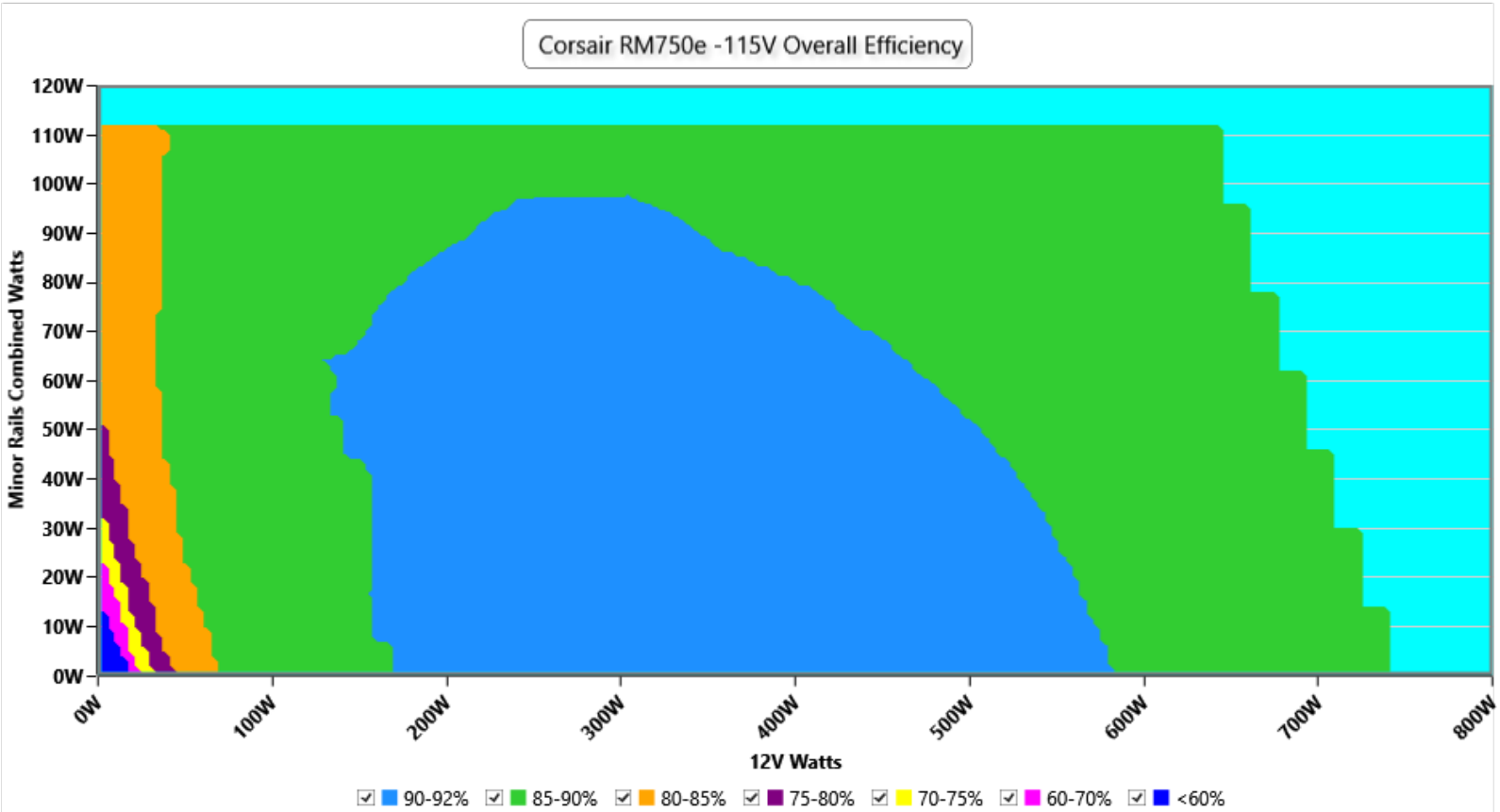

INFO

This graph depicts the PSU`s efficiency throughout its entire operational range. For the generation of the efficiency and noise graphs we set our loaders to auto mode through our custom-made software before trying thousands of possible load combinations

230V

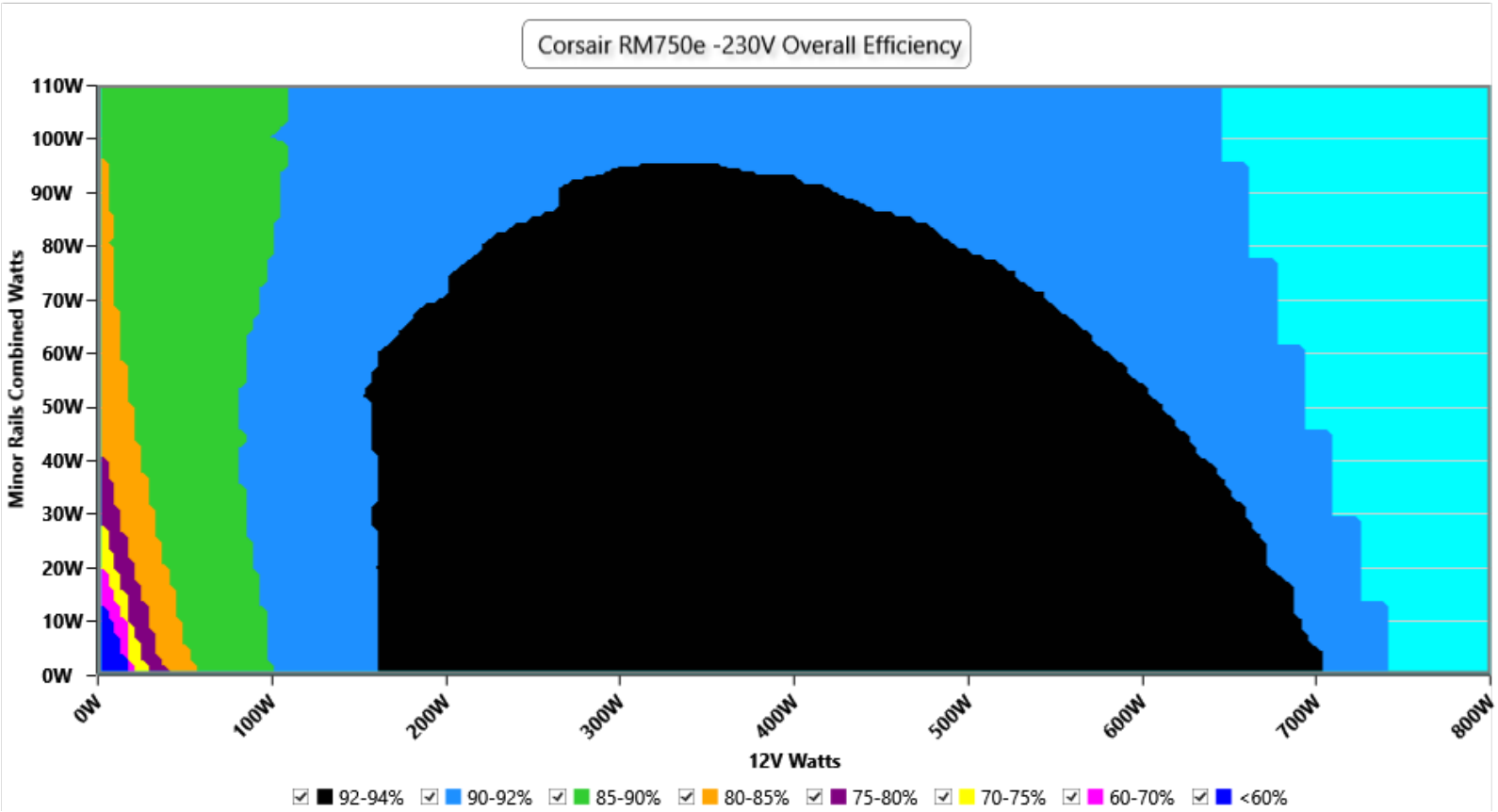

INFO

This graph depicts the PSU`s efficiency throughout its entire operational range. For the generation of the efficiency and noise graphs we set our loaders to auto mode through our custom-made software before trying thousands of possible load combinations

Noise Graph

115V

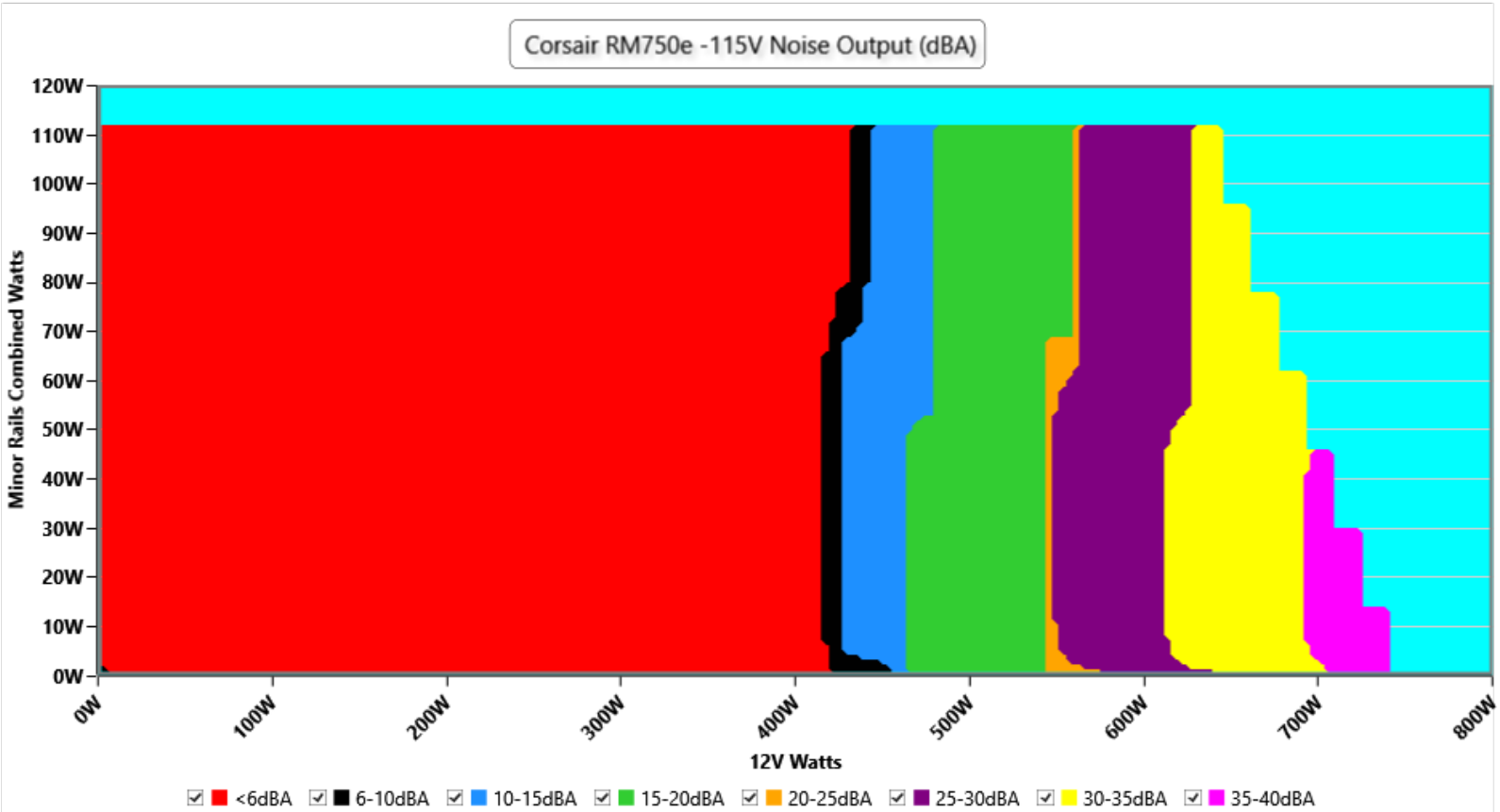

INFO

The PSU`s noise in its entire operational range and under 30-32 °C ambient is depicted in this graph. The X axis represents the load on the +12V rail(s) while the Y axis is the load on the minor rails

230V

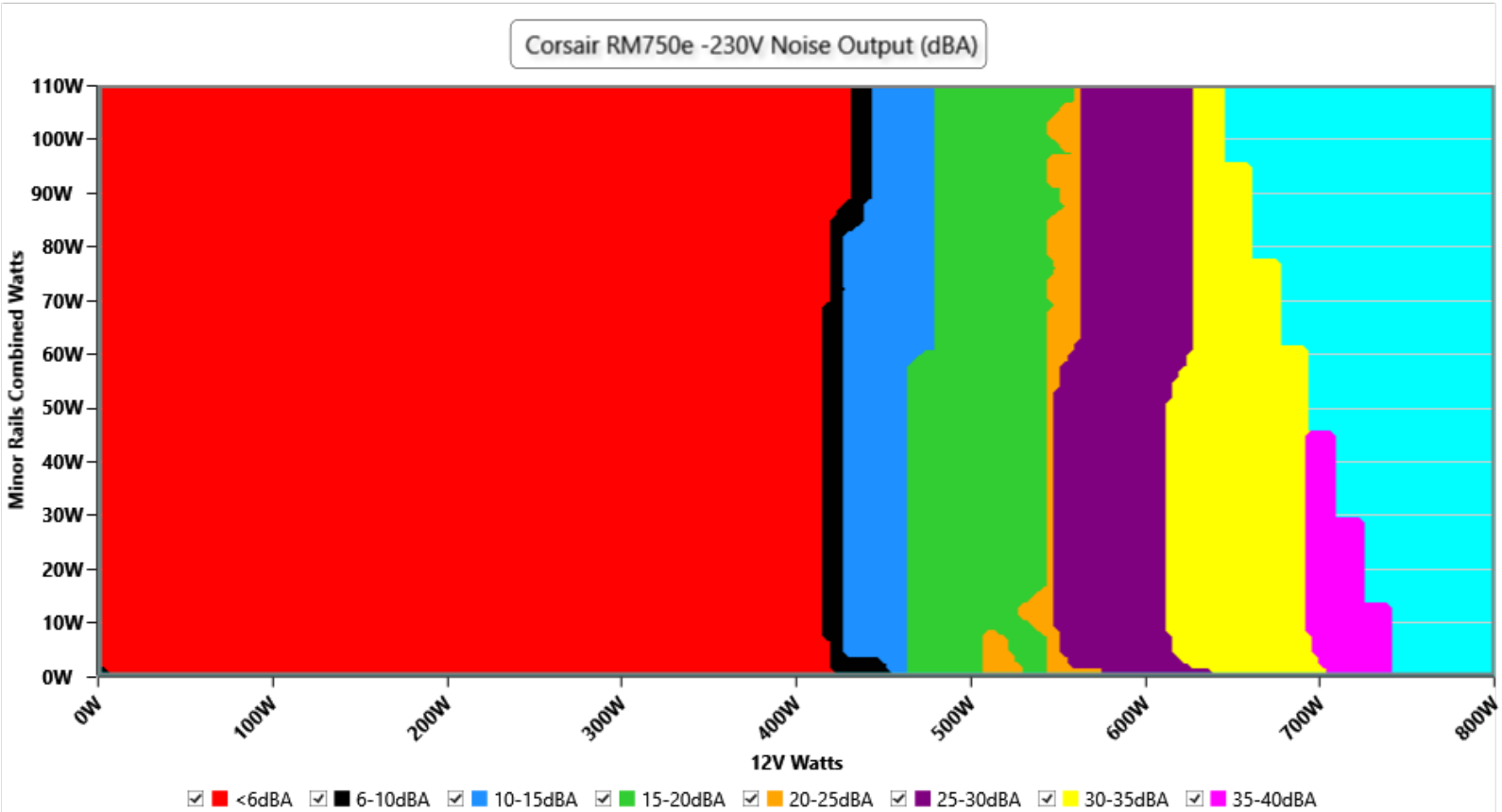

INFO

The PSU`s noise in its entire operational range and under 30-32 °C ambient is depicted in this graph. The X axis represents the load on the +12V rail(s) while the Y axis is the load on the minor rails

Indicative Performance

Efficiency under high ambient temperature

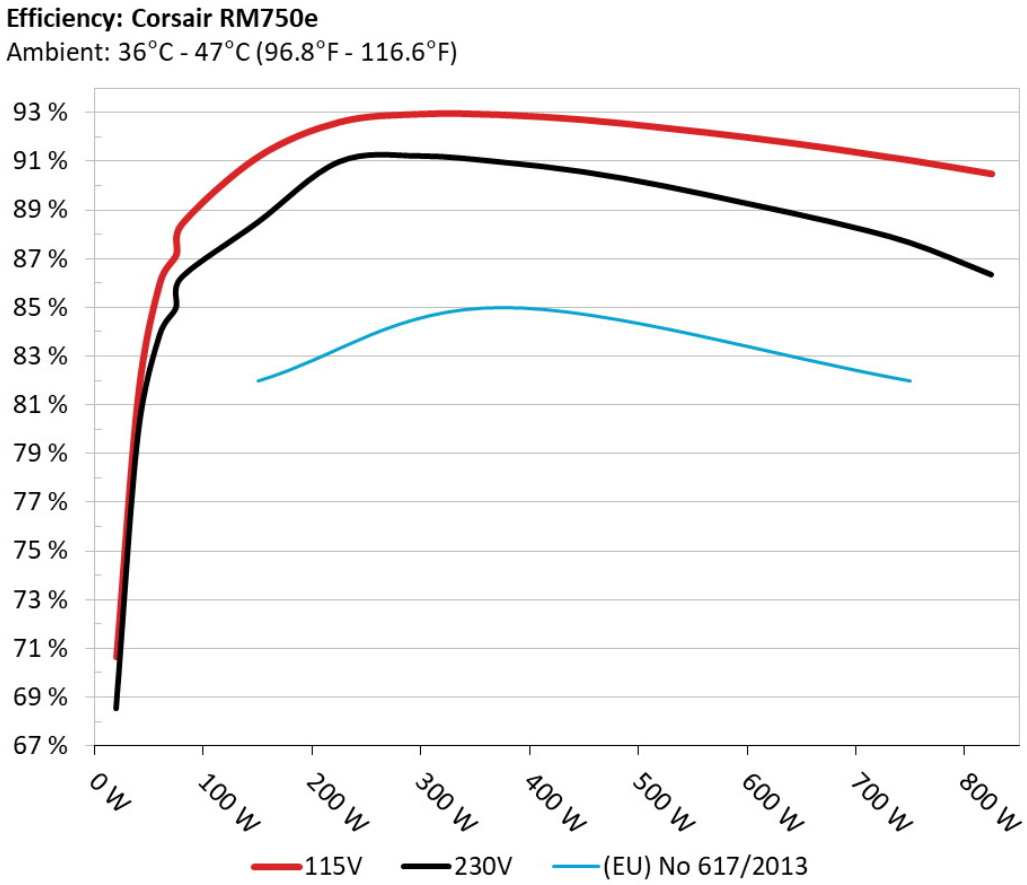

INFO

The PSU`s efficiency under high ambient temperatures with 115V and 230V input. For this graph the results of the 10-110% load regulation table are used

5VSB Efficiency

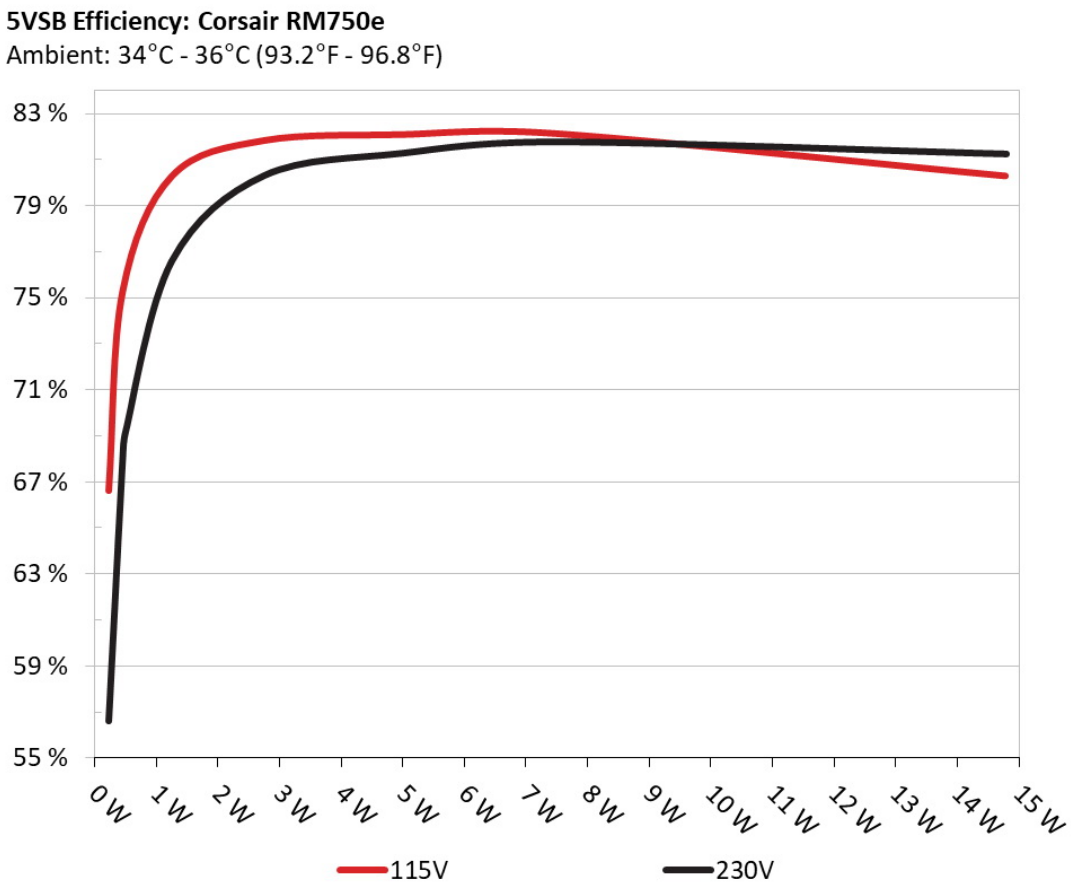

INFO

This graph depicts the efficiency levels of the 5VSB rail with 115V and 230V input

5VSB Efficiency (ERP LOT 3/6 & CEC)

115V

Test #	5VSB	DC/AC (Watts)	Efficiency	PF/AC Volts
1	**0.045A**	0.225W	66.634%	0.039
	5.007V	0.338W		114.85V
2	**0.09A**	0.451W	75.296%	0.068
	5.006V	0.599W		114.84V
3	**0.55A**	2.748W	81.843%	0.274
	4.995V	3.358W		114.85V
4	**1A**	4.985W	82.099%	0.342
	4.984V	6.073W		114.84V
5	**1.5A**	7.46W	82.148%	0.392
	4.972V	9.081W		114.85V
6	**3.001A**	14.785W	80.303%	0.458
	4.927V	18.412W		114.84V

230V

Test #	5VSB	DC/AC (Watts)	Efficiency	PF/AC Volts
1	**0.045A**	0.226W	56.622%	0.014
	5.01V	0.4W		229.84V
2	**0.09A**	0.451W	67.955%	0.022
	5.008V	0.664W		229.83V
3	**0.55A**	2.748W	80.319%	0.109
	4.995V	3.422W		229.83V
4	**1A**	4.984W	81.286%	0.179
	4.983V	6.131W		229.83V
5	**1.5A**	7.457W	81.782%	0.214
	4.97V	9.119W		229.83V
6	**3.001A**	14.792W	81.257%	0.317
	4.93V	18.205W		229.83V

Protection Features

OCP (Normal @ 28.6°C)	12V: 79.40A (127.04%), 11.961V 5V: 29A (145.00%), 4.983V 3.3V: 27.3A (136.50%), 3.279V 5VSB: 4A (133.33%), 4.897V
OCP (Hot @ 44.1°C)	12V: 79.20A (126.72%), 11.964V 5V: 27.8A (139.00%), 4.983V 3.3V: 26.1A (130.50%), 3.28V 5VSB: 3.9A (130.00%), 4.905V
OPP (Normal @ 27.2°C)	934.69W (124.63%)
OPP (Hot @ 42.7°C)	934.65W (124.62%)
OTP	✓ (115°C @ Secondary Side)
SCP	12V to Earth: ✓ 5V to Earth: ✓ 3.3V to Earth: ✓ 5VSB to Earth: ✓
PWR_OK	Proper Operation
NLO	✓
Fan Failure Protection	✗
SIP	Surge: MOV Inrush: NTC & Bypass Relay

Supplementary Tests (For Reference)

Typical Load Tests

115V

Test	12V	5V	3.3V	5VSB	DC/AC (Watts)	Efficiency	Fan Speed (RPM)	PSU Noise (dB[A])	Temps (In/Out)	PF/AC Volts
10%	**4.442A**	**1.999A**	**1.997A**	**1.004A**	75.008	84.969%	0	<6.0	46.54°C	0.97
	12.024V	5.002V	3.304V	4.98V	88.275				40.01°C	114.84V

Test	12V	5V	3.3V	5VSB	DC/AC (Watts)	Efficiency	Fan Speed (RPM)	PSU Noise (dB[A])	Temps (In/Out)	PF/AC Volts
20%	**9.905A**	**3A**	**2.999A**	**1.207A**	149.951	88.477%	0	<6.0	47.9°C	0.983
	12.020V	5V	3.301V	4.973V	169.482				40.82°C	114.82V
30%	**15.725A**	**3.502A**	**3.502A**	**1.41A**	224.961	90.971%	0	<6.0	50.82°C	0.985
	12.013V	4.998V	3.299V	4.965V	247.292				41.45°C	114.77V
40%	**21.564A**	**4.004A**	**4.005A**	**1.614A**	300.055	91.207%	0	<6.0	51.82°C	0.988
	12.004V	4.996V	3.296V	4.958V	328.982				41.71°C	114.75V
50%	**27.017A**	**5.008A**	**5.012A**	**1.819A**	374.526	90.956%	405	<6.0	42.23°C	0.99
	11.993V	4.993V	3.293V	4.95V	411.765				50.42°C	114.72V
60%	**32.515A**	**6.014A**	**6.02A**	**2A**	449.292	90.56%	550	<6.0	42.78°C	0.992
	11.982V	4.989V	3.289V	4.942V	496.124				55.17°C	114.7V
70%	**38.023A**	**7.02A**	**7.03A**	**2.23A**	524.291	89.971%	823	17.7	43.04°C	0.993
	11.971V	4.986V	3.286V	4.933V	582.734				56.32°C	114.67V
80%	**43.612A**	**8.027A**	**8.041A**	**2.334A**	599.483	89.263%	1121	28.9	43.55°C	0.993
	11.960V	4.983V	3.283V	4.927V	671.591				56.51°C	114.64V
90%	**49.547A**	**8.533A**	**8.535A**	**2.439A**	674.515	88.53%	1485	37.2	44.84°C	0.994
	11.948V	4.98V	3.28V	4.92V	761.912				56.41°C	114.62V
100%	**55.293A**	**9.041A**	**9.061A**	**3.062A**	749.74	87.65%	1807	42.8	45.12°C	0.994
	11.937V	4.977V	3.278V	4.899V	855.376				56.43°C	114.59V
110%	**60.916A**	**10.051A**	**10.17A**	**3.065A**	824.758	86.34%	2008	45.6	46.83°C	0.98
	11.926V	4.974V	3.274V	4.895V	955.257				57.7°C	114.57V
CL1	**0.117A**	**13.275A**	**13.299A**	**0A**	111.295	82.521%	1107	28.7	42.05°C	0.98
	12.012V	4.987V	3.286V	5.007V	134.869				52.45°C	114.84V
CL2	**0.115A**	**20.035A**	**0A**	**0A**	101.338	81.482%	1217	32.4	42.54°C	0.979
	12.017V	4.989V	3.296V	5.011V	124.367				49.11°C	114.82V
CL3	**0.115A**	**0A**	**20.08A**	**0A**	67.382	76.282%	844	18.5	41.55°C	0.971
	12.016V	4.998V	3.287V	5.01V	88.333				47.64°C	114.83V
CL4	**62.731A**	**0A**	**0A**	**0A**	749.525	88.603%	1506	37.6	45.53°C	0.994
	11.948V	4.992V	3.292V	4.982V	845.931				54.27°C	114.58V

The results above are not used in the certification process

230V

Test	12V	5V	3.3V	5VSB	DC/AC (Watts)	Efficiency	Fan Speed (RPM)	PSU Noise (dB[A])	Temps (In/Out)	PF/AC Volts
10%	**4.441A**	**1.999A**	**1.998A**	**1.004A**	75.009	87.15%	0	<6.0	45.96°C	0.86
	12.026V	5.004V	3.304V	4.983V	86.069				40.05°C	229.82V
20%	**9.904A**	**2.999A**	**2.999A**	**1.206A**	149.948	91.165%	0	<6.0	46.65°C	0.942
	12.021V	5.001V	3.301V	4.975V	164.48				40.79°C	229.81V
30%	**15.723A**	**3.501A**	**3.501A**	**1.409A**	224.95	92.6%	0	<6.0	47.39°C	0.965
	12.014V	4.999V	3.299V	4.967V	242.928				41.23°C	229.8V
40%	**21.560A**	**4.002A**	**4.004A**	**1.613A**	300.037	92.931%	354	<6.0	41.57°C	0.974
	12.005V	4.997V	3.297V	4.96V	322.855				49.01°C	229.78V
50%	**27.014A**	**5.01A**	**5.011A**	**1.82A**	374.429	92.897%	399	<6.0	37.2°C	0.978
	11.990V	4.99V	3.293V	4.945V	403.057				39.83°C	229.77V
60%	**32.511A**	**6.013A**	**6.02A**	**2A**	449.253	92.694%	550	<6.0	42.95°C	0.98
	11.983V	4.99V	3.29V	4.943V	484.655				50.93°C	229.76V
70%	**38.024A**	**7.02A**	**7.03A**	**2.23A**	524.283	92.356%	857	19.1	43.2°C	0.982
	11.971V	4.986V	3.286V	4.933V	567.68				51.17°C	229.75V
80%	**43.612A**	**8.027A**	**8.041A**	**2.334A**	599.478	91.974%	1186	30.6	43.89°C	0.983
	11.960V	4.983V	3.283V	4.928V	651.79				51.27°C	229.74V
90%	**49.547A**	**8.532A**	**8.535A**	**2.439A**	674.508	91.529%	1677	40.7	44.49°C	0.985
	11.948V	4.98V	3.28V	4.92V	736.933				51.63°C	229.72V
100%	**55.292A**	**9.04A**	**9.06A**	**3.062A**	749.733	91.027%	1807	42.8	45.11°C	0.985
	11.937V	4.977V	3.278V	4.899V	823.643				50.94°C	229.72V
110%	**60.915A**	**10.05A**	**10.169A**	**3.064A**	824.748	90.472%	2014	45.7	46.73°C	0.986
	11.926V	4.974V	3.274V	4.896V	911.608				51.75°C	229.7V
CL1	**0.116A**	**13.275A**	**13.298A**	**0A**	111.293	85.088%	844	18.5	40.89°C	0.922
	12.012V	4.987V	3.286V	5.007V	130.796				47.35°C	229.82V
CL2	**0.115A**	**20.033A**	**0A**	**0A**	101.336	83.949%	1102	28.5	40.28°C	0.913
	12.018V	4.989V	3.296V	5.01V	120.711				45.16°C	229.82V
CL3	**0.115A**	**0A**	**20.079A**	**0A**	67.381	78.341%	842	18.4	40.45°C	0.86
	12.015V	4.998V	3.287V	5.01V	86.01				44.68°C	229.82V

Test	12V	5V	3.3V	5VSB	DC/AC (Watts)	Efficiency	Fan Speed (RPM)	PSU Noise (dB[A])	Temps (In/Out)	PF/AC Volts
CL4	**62.729A**	**0A**	**0A**	**0A**	749.508	91.871%	1505	37.5	45.19°C	0.985
	11.948V	4.992V	3.293V	4.982V	815.826				47.97°C	229.71V

The results above are not used in the certification process

Light Load Tests

115V

Test	12V	5V	3.3V	5VSB	DC/AC (Watts)	Efficiency	Fan Speed (RPM)	PSU Noise (dB[A])	Temps (In/Out)	PF/AC Volts
20W	**1.234A**	**0.499A**	**0.499A**	**0.2A**	19.999	68.536%	0	<6.0	39.06°C	0.861
	12.030V	5.005V	3.309V	5.002V	29.18				36.05°C	114.86V
40W	**2.718A**	**0.699A**	**0.698A**	**0.3A**	40.001	79.74%	0	<6.0	41.18°C	0.938
	12.028V	5.004V	3.308V	5V	50.163				37.36°C	114.85V
60W	**4.202A**	**0.899A**	**0.898A**	**0.4A**	60.002	83.867%	0	<6.0	42.57°C	0.962
	12.026V	5.004V	3.306V	4.995V	71.544				38.18°C	114.85V
80W	**5.682A**	**1.099A**	**1.098A**	**0.501A**	79.95	86.212%	0	<6.0	44.81°C	0.972
	12.025V	5.003V	3.306V	4.992V	92.736				39.25°C	114.84V

The results above are not used in the certification process

230V

Test	12V	5V	3.3V	5VSB	DC/AC (Watts)	Efficiency	Fan Speed (RPM)	PSU Noise (dB[A])	Temps (In/Out)	PF/AC Volts
20W	**1.234A**	**0.499A**	**0.499A**	**0.2A**	20.002	70.621%	0	<6.0	38.79°C	0.507
	12.034V	5.006V	3.309V	5.005V	28.317				36.07°C	229.83V
40W	**2.718A**	**0.699A**	**0.698A**	**0.3A**	40.002	81.388%	0	<6.0	41.21°C	0.709
	12.031V	5.005V	3.307V	5.003V	49.148				37°C	229.84V
60W	**4.201A**	**0.899A**	**0.898A**	**0.4A**	60.003	86.018%	0	<6.0	43.92°C	0.812
	12.029V	5.005V	3.307V	4.998V	69.756				38.89°C	229.82V
80W	**5.680A**	**1.099A**	**1.098A**	**0.501A**	79.953	88.402%	0	<6.0	44.39°C	0.869
	12.027V	5.004V	3.306V	4.994V	90.441				39.22°C	229.83V

The results above are not used in the certification process

Ripple Measurements

115V

Test	12V	5V	3.3V	5VSB	Pass/Fail
10% Load	20.77mV	14.06mV	15.03mV	13.70mV	Pass
20% Load	20.92mV	14.52mV	15.19mV	14.62mV	Pass
30% Load	23.53mV	14.94mV	16.36mV	14.78mV	Pass
40% Load	22.25mV	15.86mV	16.42mV	15.08mV	Pass
50% Load	23.94mV	15.60mV	16.67mV	16.52mV	Pass
60% Load	24.29mV	15.14mV	16.62mV	15.75mV	Pass
70% Load	26.54mV	16.11mV	16.83mV	19.60mV	Pass
80% Load	39.38mV	25.87mV	32.32mV	21.40mV	Pass
90% Load	41.99mV	25.81mV	34.27mV	21.65mV	Pass
100% Load	45.62mV	25.68mV	32.20mV	22.83mV	Pass
110% Load	51.26mV	25.46mV	32.11mV	24.77mV	Pass
Crossload1	31.20mV	15.62mV	17.37mV	12.18mV	Pass
Crossload2	30.79mV	17.60mV	16.47mV	11.90mV	Pass
Crossload3	21.38mV	14.52mV	19.91mV	11.49mV	Pass
Crossload4	47.01mV	24.75mV	31.84mV	17.55mV	Pass

The results above are not used in the certification process

230V

Test	12V	5V	3.3V	5VSB	Pass/Fail
10% Load	20.72mV	14.06mV	14.72mV	13.96mV	Pass
20% Load	17.95mV	12.78mV	14.37mV	12.93mV	Pass
30% Load	20.71mV	14.73mV	15.91mV	15.55mV	Pass
40% Load	22.66mV	15.09mV	16.47mV	14.67mV	Pass
50% Load	13.81mV	10.93mV	11.90mV	10.31mV	Pass
60% Load	21.53mV	13.80mV	15.34mV	14.83mV	Pass

Test	12V	5V	3.3V	5VSB	Pass/Fail
70% Load	23.88mV	13.39mV	14.00mV	16.37mV	Pass
80% Load	26.34mV	16.17mV	20.62mV	17.65mV	Pass
90% Load	27.36mV	15.65mV	18.88mV	18.06mV	Pass
100% Load	40.34mV	15.85mV	18.66mV	22.14mV	Pass
110% Load	43.25mV	16.78mV	19.90mV	21.64mV	Pass
Crossload1	30.36mV	14.22mV	19.97mV	12.34mV	Pass
Crossload2	27.57mV	17.19mV	15.34mV	11.03mV	Pass
Crossload3	20.56mV	12.99mV	20.16mV	11.34mV	Pass
Crossload4	40.02mV	15.63mV	17.75mV	15.17mV	Pass

The results above are not used in the certification process

Corsair RM750e (ATX v3.1)

Top side

Power specifications label

Cybenetics bietet freiwillige Zertifizierungsprogramme für Netzteile – ETA für Effizienz, LAMBDA für Lautstärke und SAFE für Sicherheit und korrekten Betrieb – sowie für Kühlprodukte mit DELTA für die Schalldämmung von Gehäusen und PHI für Luftstrom und statischen Druck von Lüftern

CYBENETICS LTD Syrou 6, Latsia, 2231, Nicosia Cyprus

www.cybenetics.com - info@cybenetics.com