GREEN
PLANET GAMING BİLGİSAYAR

GREEN MEDEL GP1200B-GXD

Serial Number 30201605307530029

Lab ID GE12002635

Certification ID 252635

Test Result Report ID: 24PS2635A

Certificate Issue Date: Nov 9, 2024

Scheme: ETA-EMI PSU

115V: CYBENETICS GOLD

230V: CYBENETICS PLATINUM 230v

Scheme: LAMBDA PSU

115V: CYBENETICS STANDARD++

230V: CYBENETICS STANDARD++ 230v

CYBENETICS ATX 3.1 PASS

Outside Validation Scope

General Information

Test Equipment

Electronic Loads	Chroma 63601-5 x2 Chroma 63600-2 Chroma 63640-80-80 x10 Chroma 63610-80-20
AC Sources	Chroma 6530, APM SP300VAC4000W-P, GW Instek ASR-3500
Power Analyzers	Rohde & Schwarz HMC8015 & NPA701
Oscilloscopes	Picoscope 4444, Siglent SDS2104X PLUS
Sound Analyzer	Bruel & Kjaer 2270 G4
Microphone	Bruel & Kjaer Type 4955-A
Temperature Logger	Picoscope TC-08
Tachometer	UNI-T UT372
Multimeters	Keysight 34465A
EMI Analyzer	TekBox TBMR-110M-EU
Isolation Transformer	4kVA
UPS	FSP Champ Tower 3kVA, CyberPower OLS3000E 3kVA
Testing Methodology	Cybenetics PSU Test Protocol

DUT Information(Non-accredited measurements)

Product Identification Details	
Brand	GREEN MEDEL
Model	GP1200B-GXD
OEM/ODM	Green Medel
Serial Number	30201605307530029
Product Specifications	
Manufacturer-Provided Information	
Rated Voltage (Vrms)	100-240
Rated Current (Arms)	50-60

Rated Frequency (Hz)	14-7
Rated Power (W)	1200
Operating Temperature (Continuous Full Load) (°C)	
Type	ATX12V
Cable Design	Fully Modular
Warranty	-
Cybenetics Measurements	
Dimensions (W x H x D)	
Weight	
Cooling	120mm Fluid Dynamic Bearing Fan (D12BM-12FDB)
Semi-Passive Operation	✗
Cybenetics Testing Information	
Lab ID	GE12002635
Date of receipt	Oct 18, 2024
Testing Date	Nov 7, 2024
Report Issued Date	Nov 9, 2024
Engineer Name	-
Authorized By the Laboratory Technical Manager	Aristeidis Bitziopoulos
Signature	

Cables and Connectors(Non-accredited measurements)

Modular Cables				
Description	**Cable Count**	**Connector Count (Total)**	**Gauge**	In Cable Capacitors
ATX connector 20+4 pin (600mm)	1	1	18-22AWG	No
4+4 pin EPS12V (700mm)	2	2	16AWG	No
6+2 pin PCIe (550mm+150mm)	3	6	16-18AWG	No
12+4 pin PCIe (550mm) (600W)	1	1	16-26AWG	No
SATA (510mm+150mm+150mm+145mm)	3	12	18AWG	No
4-pin Molex (500mm+150mm+150mm)	1	3	18AWG	No
AC Power Cord (1350mm) - C13 coupler	1	1	16AWG	-

Protection Features(Manufacturer)

Over Power Protection	✓
Over Current (+12V) Protection	✓
Over Temperature Protection	✓
Short Circuit Protection	✓
Surge Protection	✓
Inrush Current Protection	✓
Fan Failure Protection	✗

Power Specifications

Rail		3.3V	5V	12V	5VSB	-12V
Max. Power	Amps	22	22	100	3	0.3
	Watts	110		1200	15	3.6
Total Max. Power (W)		1200				

Parts Description

General Data	
Manufacturer (OEM)	Jiumeng
PCB Type	Double-Sided
Primary Side	
Transient Filter	4x Y caps, 2x X caps, 2x CM chokes, 1x MOV
Inrush Protection	1x NTC Thermistor MF72-5D15 (5 ohm) & Relay
Bridge Rectifier(s)	2x GBU2510 (1000V, 25A @ 25°C)
APFC MOSFETs	2x Way-On WMJ53N65F2 (650V, 26A @ 100°C, Rds(on): 0.078Ohm)
APFC Boost Diode	1x Hestia Power H3D065A015 (650V, 15A @ 140°C)
Bulk Cap(s)	1x Rubycon (420V, 680uF, 3000h @ 105°C, MXK) 1x Rubycon (420V, 470uF, 3000h @ 105°C, MXK)

Main Switchers	2x NCEPower NCE65TF099T (650V, 24A @ 100°C, Rds(on): 109mOhm)
Resonant Controller	Champion CM6901X
APFC Controller	Champion CM6500UNX
Topology	Primary side: APFC, Half-Bridge & LLC Resonant Converter Secondary side: Synchronous Rectification & DC-DC converters
Secondary Side	
+12V MOSFETs	6x Nexperia PSMN1R0-40YLD (40V, 280A @ 25°C, Rds(on): 1.1mOhm)
5V & 3.3V	DC-DC Converters: 4x Advanced Power Electronics Corp. AP4024GEMT (30V, 20.9A @ 70°C, Rds(on): 4.5mOhm) PWM Controller(s): Excellence MOSEM5301F
Filtering Capacitors	Electrolytic: 3x Rubycon (6-10,000 @ 105°C, ZLJ) 2x Rubycon (4-10,000 @ 105°C, YXJ) 2x Rubycon (6-10,000 @ 105°C, YXG) 1x Nichicon (2-3,000h @105°C, HW) Polymer: 30x FPCAP
Supervisor IC	Grenergy GR8313F (OVP, UVP, PG)
Fan Controller	Youwang UTC358
Fan Model	Green D12BM-12FDB (120 mm, 12V, 0.30A, Fluid Dynamic Bearing Fan)
5VSB	
Rectifier	1x SB1045L (45V, 10A)
Standby PWM Controller	Chipown PN8141

Test Results

Temperature & Compliance Info

Temperature Range (°C /°F)	28-32 / 82.4-89.6
ErP Lot 3/6 Ready	✓
(EU) No 617/2013 Compliance	✓
ALPM (Alternative Low Power Mode) compatible	✓
ATX v3.1 PSU Power Excursion	✓

Performance Summary

115V

Accredited	
Average Efficiency (>1450 load combinations)	88.930%
Average Noise Output (>1450 Load Combinations)	34.81dBA
Average PF (>1450 Load Combinations)	0.992
Efficiency With 10W (≤500W) or 2% (>500W) Load	68.850%
Standby Power Consumption	0.0607W
Non-Accredited	
12V Ripple (Full Load)	34.95mV
5V Ripple (Full Load)	15.21mV
3.3V Ripple (Full Load)	19.68mV
5VSB Ripple (Full Load)	14.32mV
12V Load Regulation	0.31%
5V Load Regulation	0.59%
3.3V Load Regulation	1.22%
5VSB Load Regulation	2.21%
Inrush Current	53.280A

230V

Accredited	
Average Efficiency (>1450 load combinations)	91.506%
Average Noise Output (>1450 Load Combinations)	34.69dBA
Average PF (>1450 Load Combinations)	0.967
Efficiency With 10W (≤500W) or 2% (>500W) Load	67.308%
Standby Power Consumption	0.1681W
Non-Accredited	
12V Ripple (Full Load)	34.48mV
5V Ripple (Full Load)	13.71mV
3.3V Ripple (Full Load)	19.24mV

5VSB Ripple (Full Load)	13.85mV	
12V Load Regulation	0.33%	
5V Load Regulation	0.57%	
3.3V Load Regulation	1.22%	
5VSB Load Regulation	2.21%	
Inrush Current	63.010A	
12V Transient Response (200%)	11.22V	
5V Transient Response (200%)	4.989V	
3.3V Transient Response (200%)	3.307V	
5VSB Transient Response (200%)	4.974V	
Hold-Up Time & PWR_OK Signal	18.20ms	
AC Loss to PWR_OK Hold Up Time	16.90ms	
PWR_OK Inactive to DC Loss Delay	1.30ms	
PSU Timings: T1 (20% / 100%)	95.0ms	97.0ms
PSU Timings: T3 (20% / 100%)	121.0ms	121.0ms
12V OCP (29.8°C / 43.6°C)	135.20A (135.20%), 12.063V	119.40A (119.40%), 12.088V
5V OCP (29.8°C / 43.6°C)	29.2A (132.73%), 5.032V	28A (127.27%), 5.036V
3.3V OCP (29.8°C / 43.6°C)	30A (136.36%), 3.37V	30.2A (137.27%), 3.374V
5VSB OCP (29.8°C / 43.6°C)	3.7A (123.33%), 5.07V	3.7A (123.33%), 5.069V
OPP (28.66°C / 44.22°C)	132.63%	114.80%

Hold-Up Time & PWR_OK Signal

Hold-Up Time (ms)	18.2
AC Loss to PWR_OK Hold Up Time (ms)	16.9
PWR_OK Inactive to DC Loss Delay (ms)	1.3

Stromverbrauch im Ruhezustand

Tables

115V

Detailed Results						
	Average	Min	Limit Min	Max	Limit Max	Result
Mains Voltage RMS:	115.09 V	115.04 V	113.85 V	115.12 V	116.15 V	PASS
Mains Frequency:	60.00 Hz	59.99 Hz	59.40 Hz	60.01 Hz	60.60 Hz	PASS
Mains Voltage CF:	1.416	1.415	1.340	1.418	1.490	PASS
Mains Voltage THD:	0.13 %	0.08 %	N/A	0.18 %	2.00 %	PASS
Real Power:	0.061 W	0.008 W	N/A	0.100 W	N/A	N/A
Apparent Power:	8.698 W	8.578 W	N/A	8.828 W	N/A	N/A
Power Factor:	0.010	N/A	N/A	N/A	N/A	N/A

230V

Detailed Results						
	Average	Min	Limit Min	Max	Limit Max	Result
Mains Voltage RMS:	231.03 V	230.93 V	227.70 V	231.10 V	232.30 V	PASS
Mains Frequency:	50.00 Hz	49.99 Hz	49.50 Hz	50.01 Hz	50.50 Hz	PASS
Mains Voltage CF:	1.417	1.417	1.340	1.419	1.490	PASS
Mains Voltage THD:	0.17 %	0.14 %	N/A	0.28 %	2.00 %	PASS
Real Power:	0.168 W	0.128 W	N/A	0.275 W	N/A	N/A
Apparent Power:	29.356 W	29.122 W	N/A	29.629 W	N/A	N/A
Power Factor:	0.006	N/A	N/A	N/A	N/A	N/A

Efficiency Graph

115V

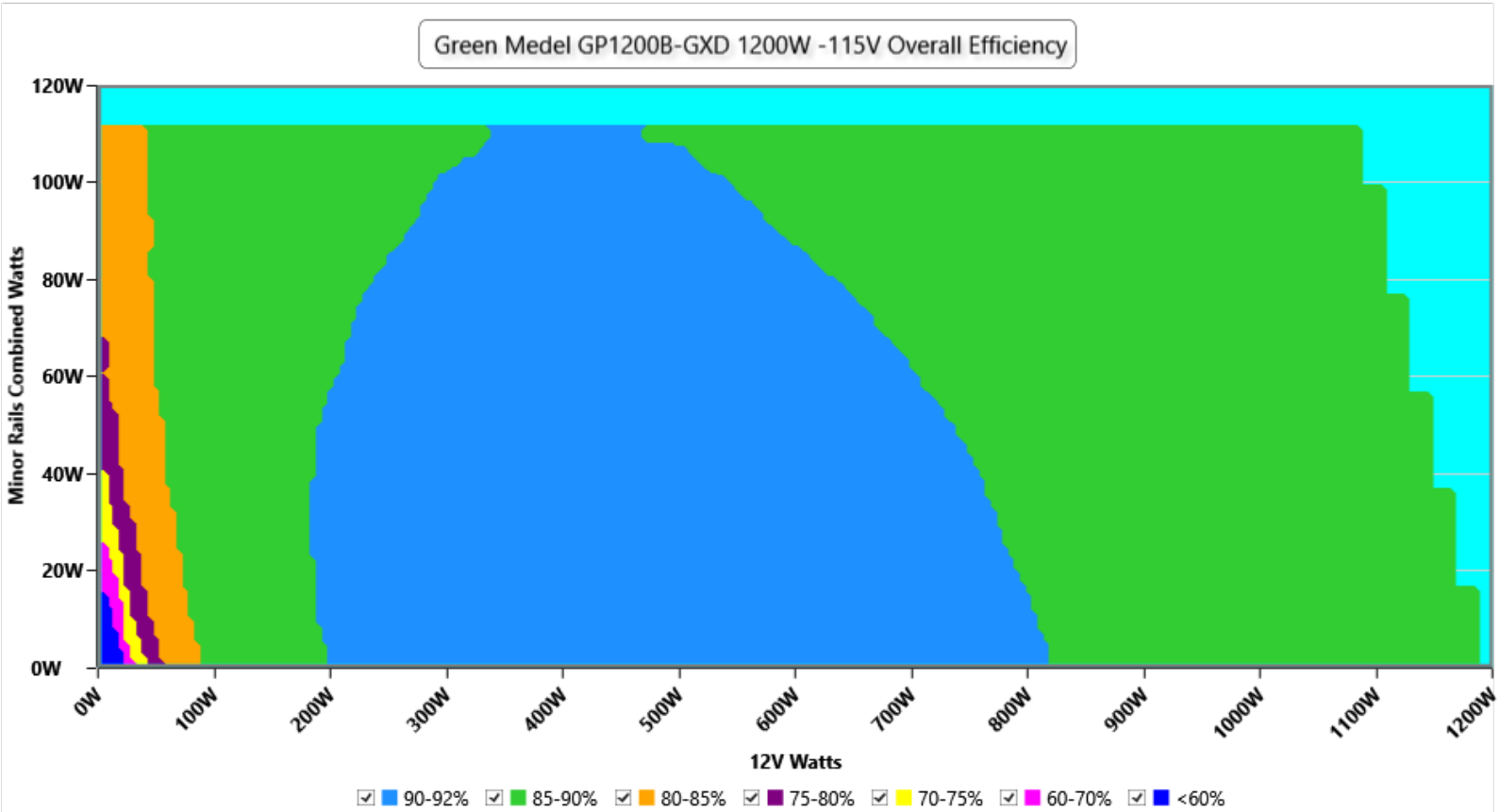

INFO

This graph depicts the PSU`s efficiency throughout its entire operational range. For the generation of the efficiency and noise graphs we set our loaders to auto mode through our custom-made software before trying thousands of possible load combinations

230V

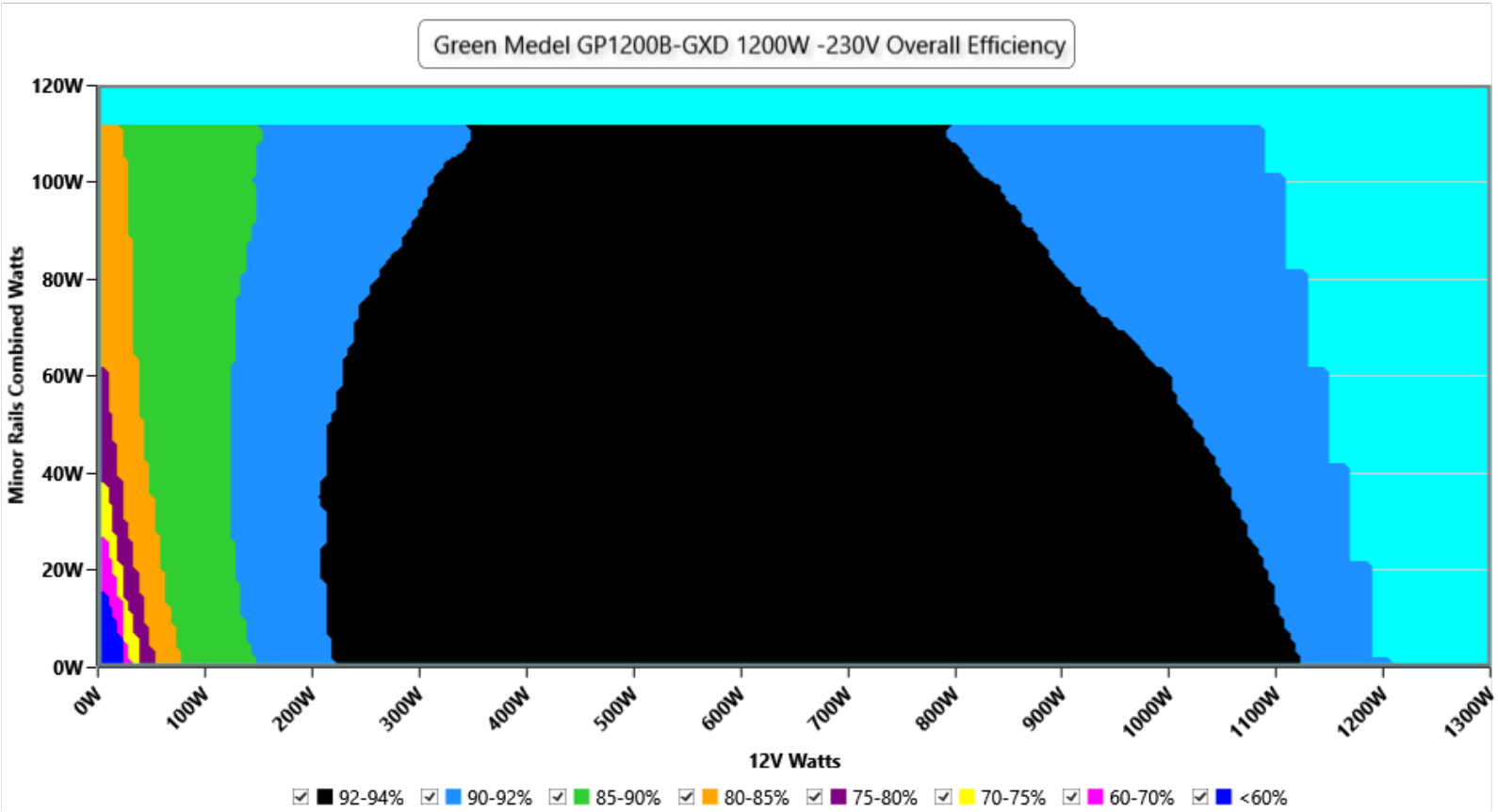

INFO

This graph depicts the PSU`s efficiency throughout its entire operational range. For the generation of the efficiency and noise graphs we set our loaders to auto mode through our custom-made software before trying thousands of possible load combinations

Noise Graph

115V

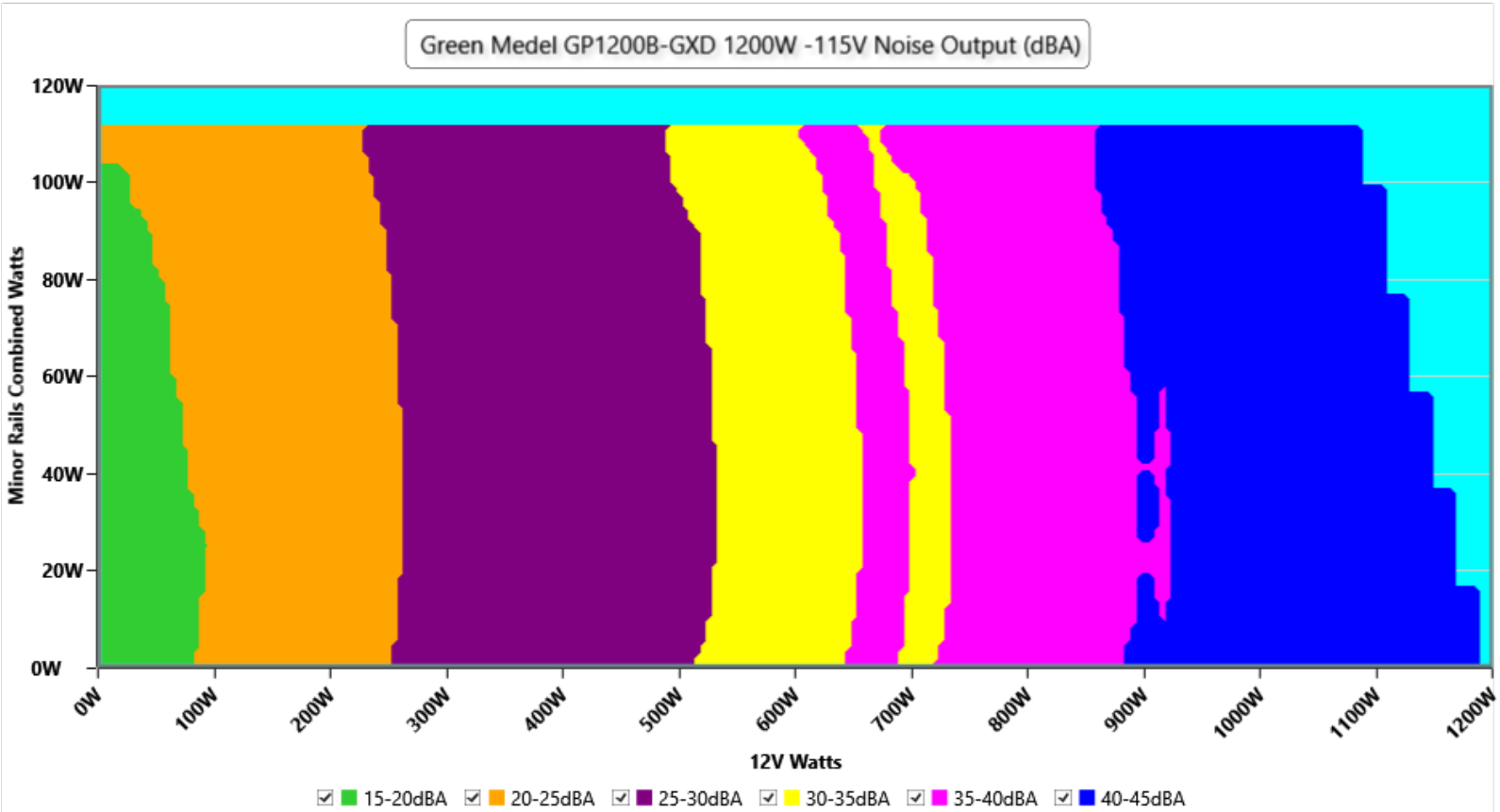

INFO

The PSU`s noise in its entire operational range and under 30-32 °C ambient is depicted in this graph. The X axis represents the load on the +12V rail(s) while the Y axis is the load on the minor rails

230V

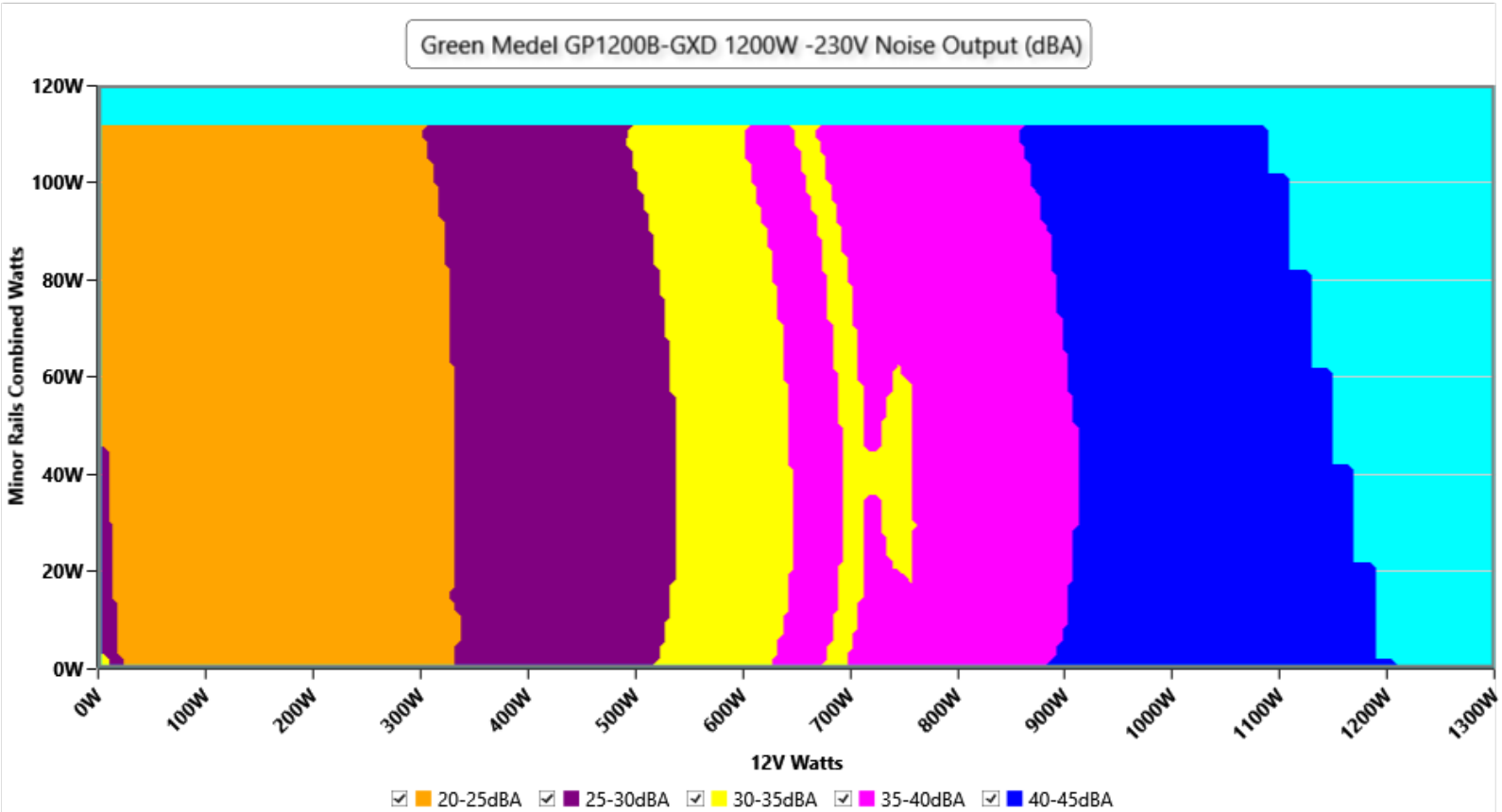

INFO

The PSU`s noise in its entire operational range and under 30-32 °C ambient is depicted in this graph. The X axis represents the load on the +12V rail(s) while the Y axis is the load on the minor rails

Indicative Performance

Efficiency under high ambient temperature

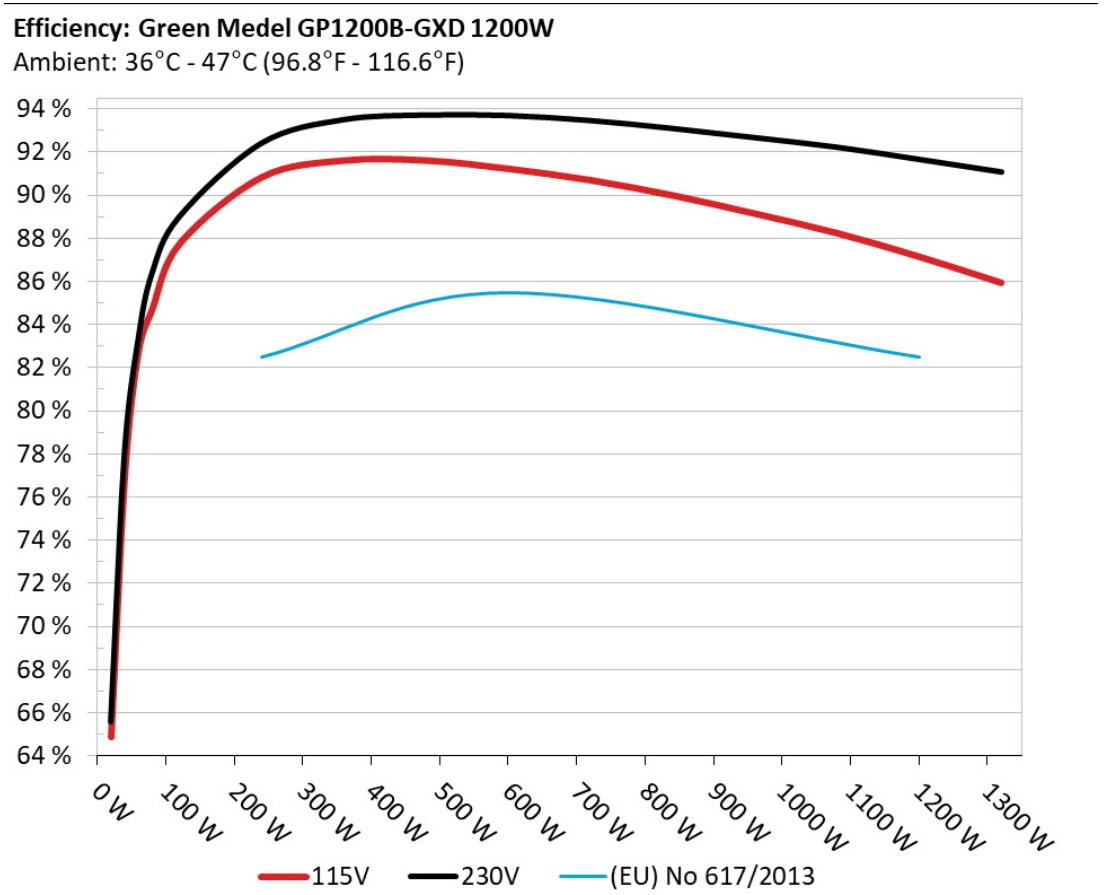

INFO

The PSU`s efficiency under high ambient temperatures with 115V and 230V input. For this graph the results of the 10-110% load regulation table are used

5VSB Efficiency

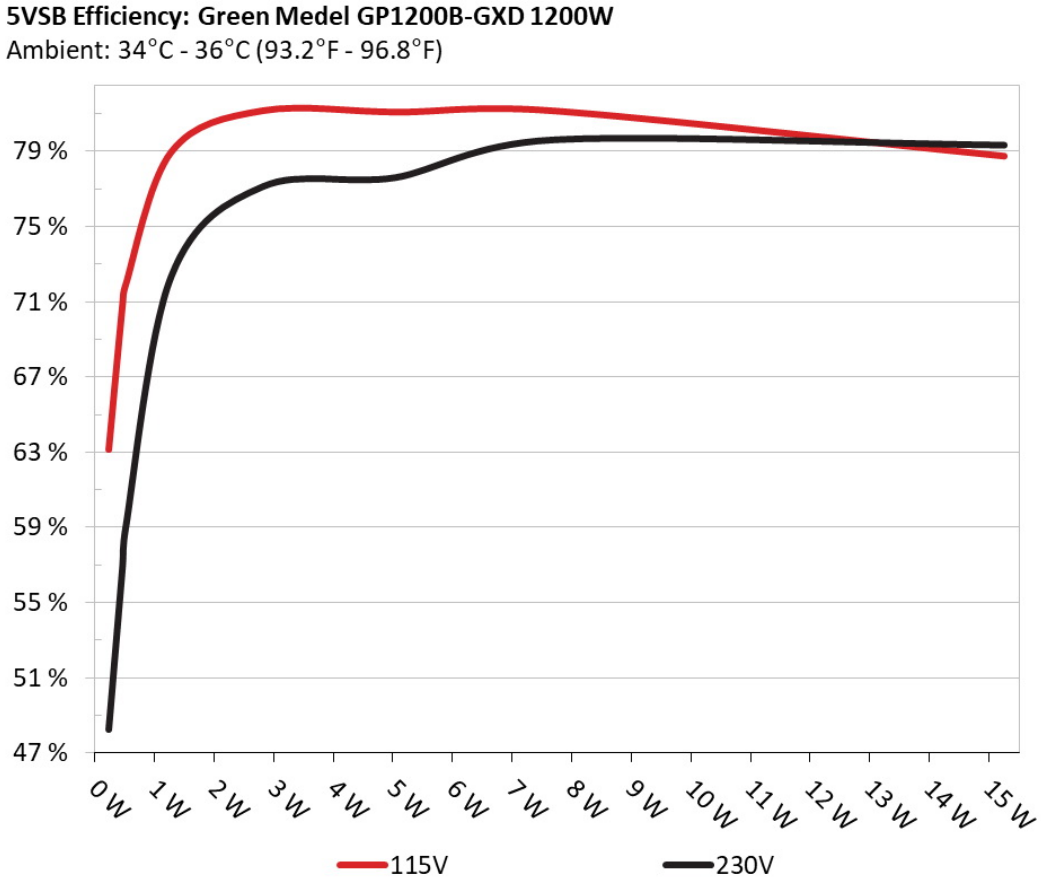

INFO

This graph depicts the efficiency levels of the 5VSB rail with 115V and 230V input

5VSB Efficiency (ERP LOT 3/6 & CEC)

115V

Test #	5VSB	DC/AC (Watts)	Efficiency	PF/AC Volts
1	**0.045A**	0.231W	62.628%	0.043
	5.127V	0.369W		115.2V
2	**0.09A**	0.462W	70.361%	0.075
	5.126V	0.657W		115.2V
3	**0.55A**	2.817W	80.683%	0.294
	5.119V	3.491W		115.2V
4	**1A**	5.114W	80.605%	0.389
	5.112V	6.345W		115.19V
5	**1.501A**	7.66W	80.681%	0.436
	5.105V	9.494W		115.18V
6	**3.001A**	15.248W	78.263%	0.499
	5.082V	19.483W		115.18V

230V

Test #	5VSB	DC/AC (Watts)	Efficiency	PF/AC Volts
1	**0.045A**	0.231W	47.757%	0.017
	5.127V	0.484W		230.44V
2	**0.09A**	0.462W	56.413%	0.029
	5.126V	0.819W		230.43V
3	**0.55A**	2.816W	76.605%	0.121
	5.117V	3.677W		230.44V
4	**1A**	5.043W	77.088%	0.195
	5.041V	6.541W		230.44V
5	**1.501A**	7.66W	79.085%	0.257
	5.105V	9.685W		230.44V
6	**3.001A**	15.248W	78.809%	0.358
	5.082V	19.348W		230.43V

Protection Features

OCP (Normal @ 29.8°C)	12V: 135.20A (135.20%), 12.063V 5V: 29.2A (132.73%), 5.032V 3.3V: 30A (136.36%), 3.37V 5VSB: 3.7A (123.33%), 5.07V
OCP (Hot @ 43.6°C)	12V: 119.40A (119.40%), 12.088V 5V: 28A (127.27%), 5.036V 3.3V: 30.2A (137.27%), 3.374V 5VSB: 3.7A (123.33%), 5.069V
OPP (Normal @ 28.7°C)	1591.57W (132.63%)
OPP (Hot @ 44.2°C)	1377.56W (114.80%)
OTP	✓ (150°C @ Heat Sink)
SCP	12V to Earth: ✓ 5V to Earth: ✓ 3.3V to Earth: ✓ 5VSB to Earth: ✓ -12V to Earth: ✓
PWR_OK	Proper Operation
NLO	✓
Fan Failure Protection	✗
SIP	Surge: MOV Inrush: NTC & Bypass Relay

Supplementary Tests (For Reference)

Typical Load Tests

115V

Test	12V	5V	3.3V	5VSB	DC/AC (Watts)	Efficiency	Fan Speed (RPM)	PSU Noise (dB[A])	Temps (In/Out)	PF/AC Volts
10%	**8.127A**	**1.967A**	**1.936A**	**0.98A**	120.028	87.243%	876	25.3	40.14°C	0.989
	12.111V	5.086V	3.409V	5.106V	137.581				44.92°C	115.15V

Test	12V	5V	3.3V	5VSB	DC/AC (Watts)	Efficiency	Fan Speed (RPM)	PSU Noise (dB[A])	Temps (In/Out)	PF/AC Volts
20%	**17.273A**	**2.952A**	**2.908A**	**1.178A**	239.999	90.324%	999	28.5	40.74°C	0.985
	12.105V	5.083V	3.405V	5.096V	265.708				46.75°C	115.11V
30%	**26.732A**	**3.445A**	**3.396A**	**1.377A**	359.488	91.095%	1095	30.8	41.22°C	0.99
	12.099V	5.081V	3.401V	5.086V	394.631				47.97°C	115.08V
40%	**36.270A**	**3.939A**	**3.885A**	**1.576A**	479.84	91.102%	1209	32.6	41.73°C	0.993
	12.093V	5.079V	3.398V	5.077V	526.709				49.23°C	115.04V
50%	**45.420A**	**4.927A**	**4.863A**	**1.777A**	599.61	90.718%	1369	36.5	42.24°C	0.995
	12.089V	5.076V	3.393V	5.067V	660.951				51.09°C	115V
60%	**54.642A**	**5.916A**	**5.843A**	**1.978A**	720.142	90.19%	1513	38.5	42.88°C	0.996
	12.085V	5.073V	3.389V	5.056V	798.469				52.83°C	114.97V
70%	**63.803A**	**6.906A**	**6.826A**	**2.18A**	839.878	89.487%	1675	41.8	43.05°C	0.997
	12.080V	5.069V	3.385V	5.046V	938.536				54.53°C	114.93V
80%	**73.035A**	**7.897A**	**7.81A**	**2.283A**	959.888	88.644%	1800	43.6	43.75°C	0.997
	12.076V	5.066V	3.381V	5.037V	1082.85				57.36°C	114.9V
90%	**82.583A**	**8.396A**	**8.294A**	**2.387A**	1079.716	87.743%	1810	43.6	44.88°C	0.997
	12.075V	5.063V	3.376V	5.028V	1230.556				60.71°C	114.86V
100%	**91.928A**	**8.895A**	**8.809A**	**2.994A**	1199.792	86.652%	1818	43.8	45.44°C	0.998
	12.075V	5.06V	3.372V	5.012V	1384.609				65.66°C	114.83V
110%	**101.219A**	**9.89A**	**9.889A**	**2.998A**	1320.416	85.439%	1820	43.7	46.79°C	0.998
	12.074V	5.057V	3.367V	5.004V	1545.458				69.2°C	114.78V
CL1	**0.117A**	**13.058A**	**12.856A**	**0A**	111.324	81.992%	1231	33.3	41.36°C	0.989
	12.118V	5.07V	3.399V	5.115V	135.776				50.73°C	115.16V
CL2	**0.116A**	**21.784A**	**0A**	**0A**	111.407	80.797%	1103	30.9	40.15°C	0.989
	12.119V	5.05V	3.41V	5.12V	137.884				47.68°C	115.15V
CL4	**99.412A**	**0A**	**0A**	**0A**	1200.253	87.436%	1802	43.6	45.98°C	0.998
	12.073V	5.074V	3.381V	5.064V	1372.721				62.12°C	114.82V

The results above are not used in the certification process

230V

Test	12V	5V	3.3V	5VSB	DC/AC (Watts)	Efficiency	Fan Speed (RPM)	PSU Noise (dB[A])	Temps (In/Out)	PF/AC Volts
10%	**8.127A**	**1.967A**	**1.936A**	**0.98A**	120.036	88.504%	896	24.6	40.27°C	0.891
	12.112V	5.086V	3.409V	5.106V	135.621				44.86°C	230.43V
20%	**17.275A**	**2.952A**	**2.908A**	**1.178A**	240.01	91.915%	1002	28.6	40.59°C	0.955
	12.104V	5.083V	3.405V	5.096V	261.118				45.83°C	230.41V
30%	**26.739A**	**3.446A**	**3.396A**	**1.377A**	359.549	93.004%	1105	31	41.21°C	0.972
	12.098V	5.081V	3.401V	5.086V	386.595				46.96°C	230.4V
40%	**36.276A**	**3.94A**	**3.886A**	**1.576A**	479.906	93.22%	1233	33.7	41.57°C	0.979
	12.093V	5.078V	3.398V	5.076V	514.811				48.05°C	230.38V
50%	**45.430A**	**4.927A**	**4.863A**	**1.777A**	599.68	93.197%	1374	36.4	42.14°C	0.984
	12.088V	5.076V	3.393V	5.066V	643.454				49.32°C	230.37V
60%	**54.650A**	**5.916A**	**5.844A**	**1.978A**	720.198	92.966%	1516	38.5	42.76°C	0.986
	12.084V	5.073V	3.389V	5.056V	774.686				50.61°C	230.35V
70%	**63.813A**	**6.907A**	**6.826A**	**2.181A**	839.934	92.598%	1680	41.8	43.15°C	0.988
	12.079V	5.069V	3.385V	5.046V	907.085				53.27°C	230.33V
80%	**73.050A**	**7.897A**	**7.81A**	**2.284A**	959.916	92.175%	1803	43.6	43.91°C	0.989
	12.075V	5.066V	3.381V	5.037V	1041.414				54.06°C	230.31V
90%	**82.592A**	**8.396A**	**8.293A**	**2.387A**	1079.737	91.73%	1810	43.6	44.43°C	0.99
	12.074V	5.063V	3.376V	5.028V	1177.084				56.44°C	230.29V
100%	**91.947A**	**8.895A**	**8.808A**	**2.994A**	1199.825	91.164%	1817	43.8	45.23°C	0.992
	12.073V	5.06V	3.372V	5.012V	1316.11				59.62°C	230.27V
110%	**101.249A**	**9.889A**	**9.89A**	**2.998A**	1320.464	90.579%	1822	43.9	46.71°C	0.993
	12.070V	5.057V	3.367V	5.004V	1457.812				61.4°C	230.25V
CL1	**0.117A**	**13.06A**	**12.858A**	**0A**	111.329	83.205%	1221	33	40.15°C	0.89
	12.117V	5.07V	3.399V	5.115V	133.803				48.28°C	230.43V
CL2	**0.116A**	**21.787A**	**0A**	**0A**	111.41	81.969%	1112	31.4	41.41°C	0.892
	12.119V	5.049V	3.41V	5.12V	135.921				47.62°C	230.43V
CL4	**99.404A**	**0A**	**0A**	**0A**	1200.328	91.779%	1807	43.6	45.7°C	0.991
	12.075V	5.073V	3.381V	5.064V	1307.838				57.2°C	230.28V

The results above are not used in the certification process

Light Load Tests

115V

Test	12V	5V	3.3V	5VSB	DC/AC (Watts)	Efficiency	Fan Speed (RPM)	PSU Noise (dB[A])	Temps (In/Out)	PF/AC Volts
20W	**1.228A**	**0.491A**	**0.483A**	**0.195A**	20.011	64.383%	655	20.7	36.53°C	0.862
	12.098V	5.09V	3.413V	5.123V	31.081				39.56°C	115.18V
40W	**2.700A**	**0.688A**	**0.677A**	**0.293A**	40.009	76.583%	697	21.4	37.75°C	0.943
	12.110V	5.089V	3.412V	5.121V	52.242				40.89°C	115.17V
60W	**4.172A**	**0.885A**	**0.871A**	**0.391A**	60.008	82.281%	740	22.4	38.76°C	0.96
	12.112V	5.089V	3.412V	5.118V	72.93				42.26°C	115.16V
80W	**5.642A**	**1.081A**	**1.064A**	**0.489A**	79.977	84.204%	797	24.1	39.4°C	0.976
	12.113V	5.088V	3.411V	5.116V	94.98				43.71°C	115.16V

The results above are not used in the certification process

230V

Test	12V	5V	3.3V	5VSB	DC/AC (Watts)	Efficiency	Fan Speed (RPM)	PSU Noise (dB[A])	Temps (In/Out)	PF/AC Volts
20W	**1.228A**	**0.491A**	**0.483A**	**0.195A**	20.011	65.075%	677	20.4	36.28°C	0.52
	12.101V	5.089V	3.413V	5.123V	30.751				40.2°C	230.44V
40W	**2.700A**	**0.688A**	**0.677A**	**0.293A**	40.009	77.516%	705	22.2	37.48°C	0.666
	12.112V	5.089V	3.413V	5.121V	51.617				41.46°C	230.44V
60W	**4.172A**	**0.885A**	**0.871A**	**0.391A**	60.007	82.784%	746	22.6	38.24°C	0.763
	12.112V	5.089V	3.412V	5.118V	72.487				42.34°C	230.43V
80W	**5.642A**	**1.081A**	**1.064A**	**0.489A**	79.977	85.848%	819	24.1	39.3°C	0.828
	12.113V	5.088V	3.411V	5.116V	93.166				43.74°C	230.43V

The results above are not used in the certification process

Ripple Measurements

115V

Test	12V	5V	3.3V	5VSB	Pass/Fail
10% Load	22.2 mV	7.1 mV	11.3 mV	6.5 mV	Pass
20% Load	26.5 mV	8.4 mV	9.5 mV	6.2 mV	Pass
30% Load	22.2 mV	8.6 mV	10.7 mV	9.4 mV	Pass
40% Load	21.9 mV	17.2 mV	20.6 mV	7.3 mV	Pass
50% Load	22.3 mV	20.3 mV	19.0 mV	8.0 mV	Pass
60% Load	21.3 mV	10.0 mV	13.5 mV	9.2 mV	Pass
70% Load	22.6 mV	11.8 mV	16.4 mV	9.5 mV	Pass
80% Load	22.9 mV	12.1 mV	18.9 mV	10.4 mV	Pass
90% Load	23.8 mV	13.4 mV	19.3 mV	11.6 mV	Pass
100% Load	35.0 mV	15.2 mV	19.7 mV	14.3 mV	Pass
110% Load	37.8 mV	14.5 mV	18.1 mV	15.0 mV	Pass
Crossload 1	32.2 mV	10.0 mV	15.1 mV	6.8 mV	Pass
Crossload 2	24.8 mV	15.3 mV	10.2 mV	5.7 mV	Pass
Crossload 4	35.7 mV	12.6 mV	13.1 mV	11.0 mV	Pass

The results above are not used in the certification process

230V

Test	12V	5V	3.3V	5VSB	Pass/Fail
10% Load	20.7 mV	6.7 mV	9.9 mV	5.6 mV	Pass
20% Load	25.2 mV	8.2 mV	11.6 mV	7.3 mV	Pass
30% Load	21.5 mV	8.7 mV	11.8 mV	8.9 mV	Pass
40% Load	20.7 mV	19.0 mV	19.9 mV	7.9 mV	Pass
50% Load	20.3 mV	32.2 mV	20.9 mV	7.8 mV	Pass
60% Load	20.3 mV	10.2 mV	14.6 mV	8.5 mV	Pass
70% Load	20.3 mV	11.3 mV	14.8 mV	9.8 mV	Pass

Test	12V	5V	3.3V	5VSB	Pass/Fail
80% Load	21.2 mV	12.3 mV	18.2 mV	10.2 mV	Pass
90% Load	22.3 mV	13.0 mV	19.5 mV	11.9 mV	Pass
100% Load	34.5 mV	13.7 mV	19.2 mV	13.9 mV	Pass
110% Load	36.5 mV	15.9 mV	21.4 mV	15.4 mV	Pass
Crossload 1	32.6 mV	9.8 mV	12.0 mV	6.6 mV	Pass
Crossload 2	24.5 mV	15.4 mV	10.0 mV	5.5 mV	Pass
Crossload 4	33.4 mV	12.4 mV	12.0 mV	10.9 mV	Pass

The results above are not used in the certification process

GREEN MEDEL GP1200B-GXD

Top side

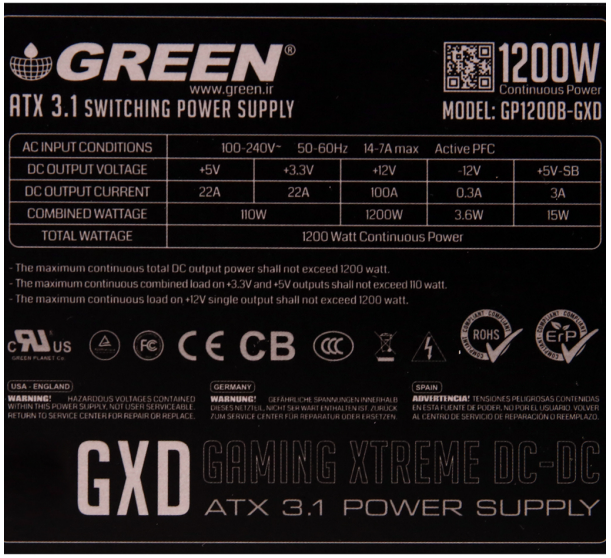

Power specifications label

Cybenetics bietet freiwillige Zertifizierungsprogramme für Netzteile – ETA für Effizienz, LAMBDA für Lautstärke und SAFE für Sicherheit und korrekten Betrieb – sowie für Kühlprodukte mit DELTA für die Schalldämmung von Gehäusen und PHI für Luftstrom und statischen Druck von Lüftern

CYBENETICS LTD Syrou 6, Latsia, 2231, Nicosia Cyprus

www.cybenetics.com - info@cybenetics.com