GREEN
PLANET GAMING BİLGİSAYAR

GREEN MEDEL GP1300B-EDGE

Lab ID GE13002668

Certification ID 252668

Test Result Report ID: 24PS2668A

Certificate Issue Date: Dec 5, 2024

Scheme: ETA-EMI PSU

115V



230V



Scheme: LAMBDA PSU

115V



230V





Outside Validation Scope



General Information

Test Equipment

Electronic Loads	Chroma 63601-5 x2 Chroma 63600-2 Chroma 63640-80-80 x10 Chroma 63610-80-20
AC Sources	Chroma 6530, APM SP300VAC4000W-P, GW Instek ASR-3500
Power Analyzers	Rohde & Schwarz HMC8015 & NPA701
Oscilloscopes	Picoscope 4444, Siglent SDS2104X PLUS
Sound Analyzer	Bruel & Kjaer 2270 G4
Microphone	Bruel & Kjaer Type 4955-A
Temperature Logger	Picoscope TC-08
Tachometer	UNI-T UT372
Multimeters	Keysight 34465A
EMI Analyzer	TekBox TBMR-110M-EU
Isolation Transformer	4kVA
UPS	FSP Champ Tower 3kVA, CyberPower OLS3000E 3kVA
Testing Methodology	Cybenetics PSU Test Protocol

DUT Information(Non-accredited measurements)

Product Identification Details	
Brand	GREEN MEDEL
Model	GP1300B-EDGE
OEM/ODM	High Power
Serial Number	
Product Specifications	
Manufacturer-Provided Information	
□□□□ (Vrms)	100-240
□□□□ (Arms)	8-15

□□□□ (Hz)	50-60
□□□□ (W)	1300
Operating Temperature (Continuous Full Load) (°C)	
□□	ATX12V
□□□□	Fully Modular
Warranty	-
Cybenetics Measurements	
Dimensions (W x H x D)	
Weight	
□□	135mm Fluid Dynamic Bearing Fan (RL4Z S1352512EH)
□□□□□	✓ (selectable)
Cybenetics Testing Information	
Lab ID	GE13002668
Date of receipt	Nov 21, 2024
Testing Date	Dec 4, 2024
Report Issued Date	Dec 5, 2024
Engineer Name	-
Authorized By the Laboratory Technical Manager	Aristeidis Bitziopoulos
Signature	

□□□□ (Non-accredited measurements)

□□□□				
□□	□□□□	□□□□□□	**Gauge**	In Cable Capacitors
ATX □□ 20+4 pin (600mm)	1	1	16-18AWG	□
4+4 pin EPS 12V □□ (700mm)	1	1	16AWG	□
4+4 pin EPS 12V □□ (700mm+150mm)	1	2	16-18AWG	□
6+2pin PCIe□□ (700mm)	2	2	16AWG	□
6+2pin PCIe□□ (700mm+150mm)	2	4	16-18AWG	□
12+4 pin PCIe (600mm) (600W)	1	1	16-24AWG	□
SATA□□ (550mm+150mm+150mm)	4	12	18AWG	□

4-pin Molex (550mm+150mm+150mm+150mm)	1	4	18AWG	□
AC Power Cord (1360mm) - C13 coupler	1	1	16AWG	-

Protection Features(Manufacturer)

Over Power Protection	✓
Over Current (+12V) Protection	✓
Over Temperature Protection	✓
Short Circuit Protection	✓
Surge Protection	✓
Inrush Current Protection	✓
Fan Failure Protection	✗

□□□□

□		3.3V	5V	12V	5VSB	-12V
□□□□	□□	24	24	108.3	3	0.5
	□	120		1300	15	6
□□□□□ (W)		1300				

Test Results

Temperature & Compliance Info

□□□□ (°C /°F)	28-32 / 82.4-89.6
□□ ErP Lot3/6□□	✓
□□ (EU) No 617/2013□□	✓
ALPM (Alternative Low Power Mode) compatible	✓
ATX v3.1 PSU Power Excursion	✓

Performance Summary

115V

Accredited	
□□□□ (>1450 load combinations)	89.668%
Average Noise Output (>1450 Load Combinations)	36.37dBA
PF□□□ (>1450 Load Combinations)	0.994
Efficiency With 10W (≤500W) or 2% (>500W) Load	75.202%
□□□□□□	0.0699W
Non-Accredited	
12V Ripple (Full Load)	36.04mV
5V Ripple (Full Load)	21.67mV
3.3V Ripple (Full Load)	20.13mV
5VSB Ripple (Full Load)	27.11mV
12V Load Regulation	1.14%
5V Load Regulation	0.62%
3.3V Load Regulation	0.72%
5VSB Load Regulation	2.83%
Inrush Current	35.440A

230V

Accredited	
□□□□ (>1450 load combinations)	91.658%
Average Noise Output (>1450 Load Combinations)	36.14dBA
PF□□□ (>1450 Load Combinations)	0.972
Efficiency With 10W (≤500W) or 2% (>500W) Load	74.608%
□□□□□□	0.1559W
Non-Accredited	
12V Ripple (Full Load)	36.60mV
5V Ripple (Full Load)	21.48mV
3.3V Ripple (Full Load)	20.71mV

5VSB Ripple (Full Load)		26.08mV
12V Load Regulation		1.18%
5V Load Regulation		0.64%
3.3V Load Regulation		0.69%
5VSB Load Regulation		2.83%
Inrush Current		65.600A
12V Transient Response (200%)		11.12V
5V Transient Response (200%)		4.924V
3.3V Transient Response (200%)		3.139V
5VSB Transient Response (200%)		4.919V
□□□□ & PG□□		29.60ms
AC Loss to PWR_OK Hold Up Time		22.50ms
PWR_OK Inactive to DC Loss Delay		7.10ms
PSU Timings: T1 (20% / 100%)	92.0ms	95.0ms
PSU Timings: T3 (20% / 100%)	126.0ms	126.0ms
12V OCP (30.2°C / 46.3°C)	152.80A (141.09%), 11.968V	152.40A (140.72%), 11.978V
5V OCP (30.2°C / 46.3°C)	31.2A (130.00%), 4.997V	31.2A (130.00%), 4.994V
3.3V OCP (30.2°C / 46.3°C)	30.7A (127.92%), 3.319V	30.6A (127.50%), 3.321V
5VSB OCP (30.2°C / 46.3°C)	5.6A (186.67%), 4.957V	5.6A (186.67%), 4.955V
OPP (29.68°C / 44.02°C)	137.17%	126.78%

□□□□ & PG□□

Hold-Up Time (ms)	29.6
AC Loss to PWR_OK Hold Up Time (ms)	22.5
PWR_OK Inactive to DC Loss Delay (ms)	7.1

Tables

115V

Detailed Results						
	Average	Min	Limit Min	Max	Limit Max	Result
Mains Voltage RMS:	115.03 V	115.01 V	113.85 V	115.10 V	116.15 V	PASS
Mains Frequency:	60.00 Hz	59.95 Hz	59.40 Hz	60.02 Hz	60.60 Hz	PASS
Mains Voltage CF:	1.416	1.415	1.340	1.418	1.490	PASS
Mains Voltage THD:	0.13 %	0.09 %	N/A	0.18 %	2.00 %	PASS
Real Power:	0.070 W	-0.003 W	N/A	0.127 W	N/A	N/A
Apparent Power:	11.077 W	10.527 W	N/A	11.656 W	N/A	N/A
Power Factor:	0.008	N/A	N/A	N/A	N/A	N/A

230V

Detailed Results						
	Average	Min	Limit Min	Max	Limit Max	Result
Mains Voltage RMS:	231.01 V	230.90 V	227.70 V	231.08 V	232.30 V	PASS
Mains Frequency:	50.00 Hz	49.99 Hz	49.50 Hz	50.01 Hz	50.50 Hz	PASS
Mains Voltage CF:	1.417	1.416	1.340	1.419	1.490	PASS
Mains Voltage THD:	0.17 %	0.14 %	N/A	0.27 %	2.00 %	PASS
Real Power:	0.156 W	0.088 W	N/A	0.311 W	N/A	N/A
Apparent Power:	36.355 W	35.288 W	N/A	37.509 W	N/A	N/A
Power Factor:	0.004	N/A	N/A	N/A	N/A	N/A

□□□□□□

115V

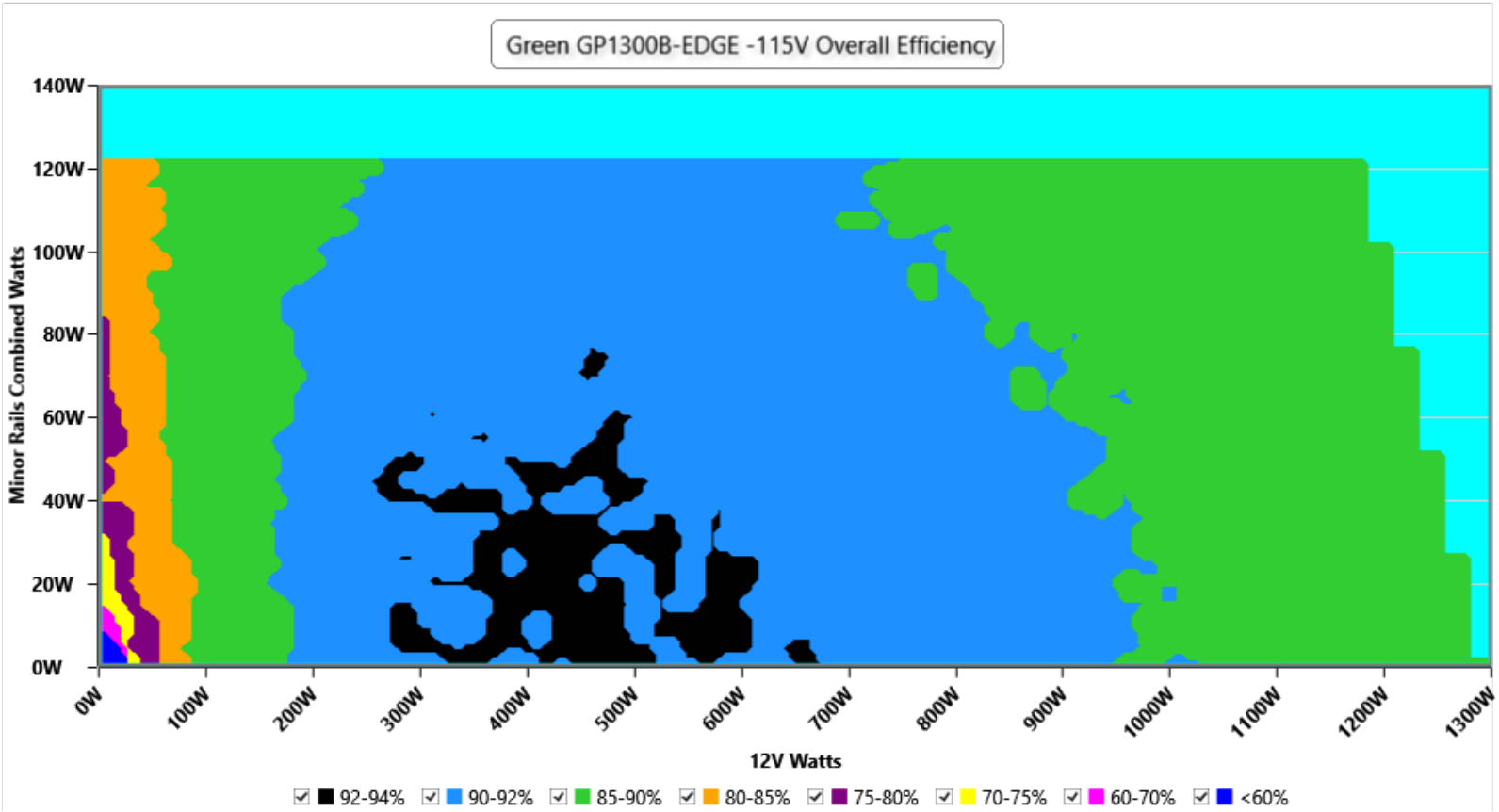

□□

This graph depicts the PSU`s efficiency throughout its entire operational range. For the generation of the efficiency and noise graphs we set our loaders to auto mode through our custom-made software before trying thousands of possible load combinations

230V

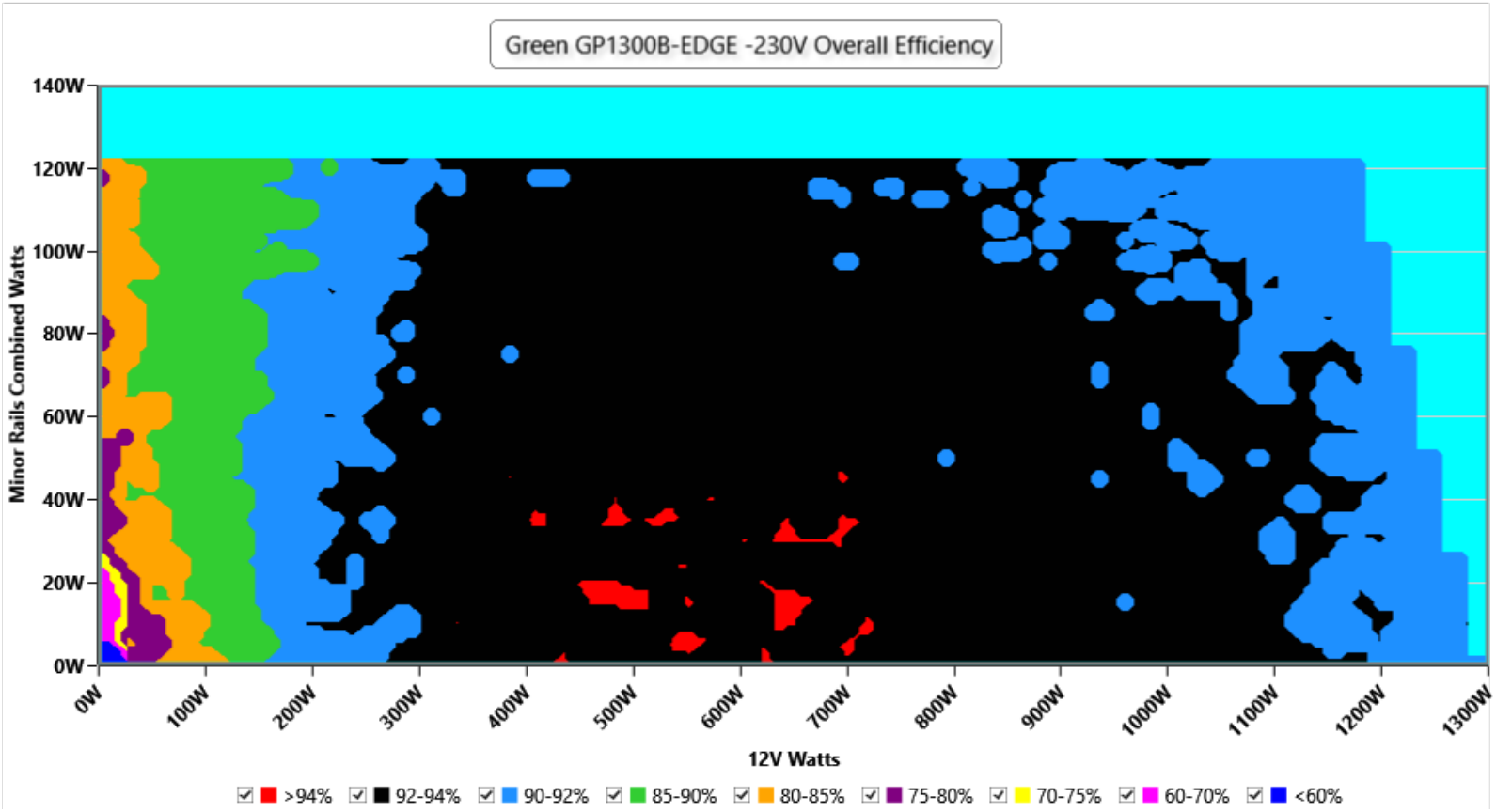

This graph depicts the PSU`s efficiency throughout its entire operational range. For the generation of the efficiency and noise graphs we set our loaders to auto mode through our custom-made software before trying thousands of possible load combinations

□□□□□

115V

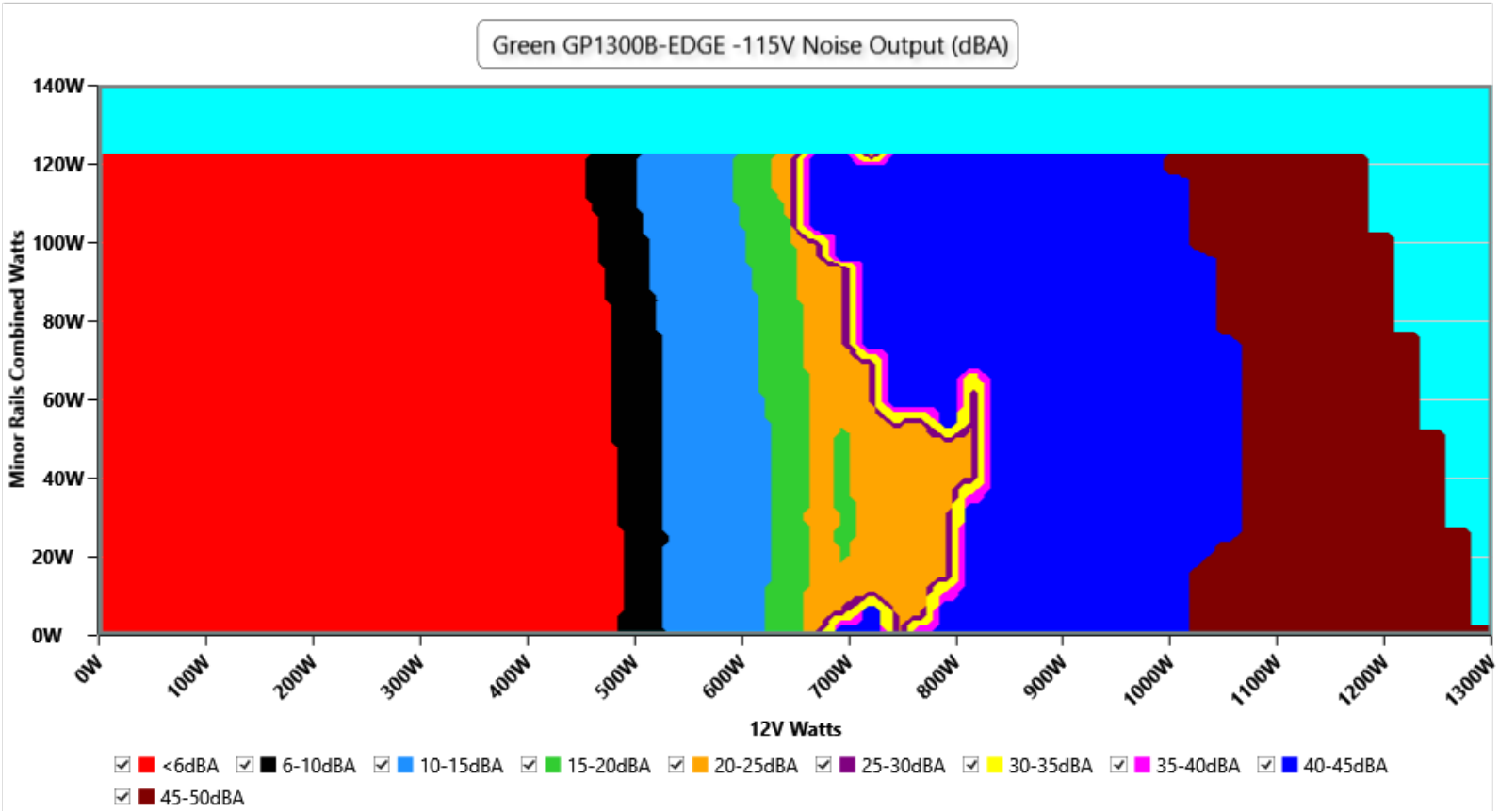

□□

The PSU`s noise in its entire operational range and under 30-32 °C ambient is depicted in this graph. The X axis represents the load on the +12V rail(s) while the Y axis is the load on the minor rails

230V

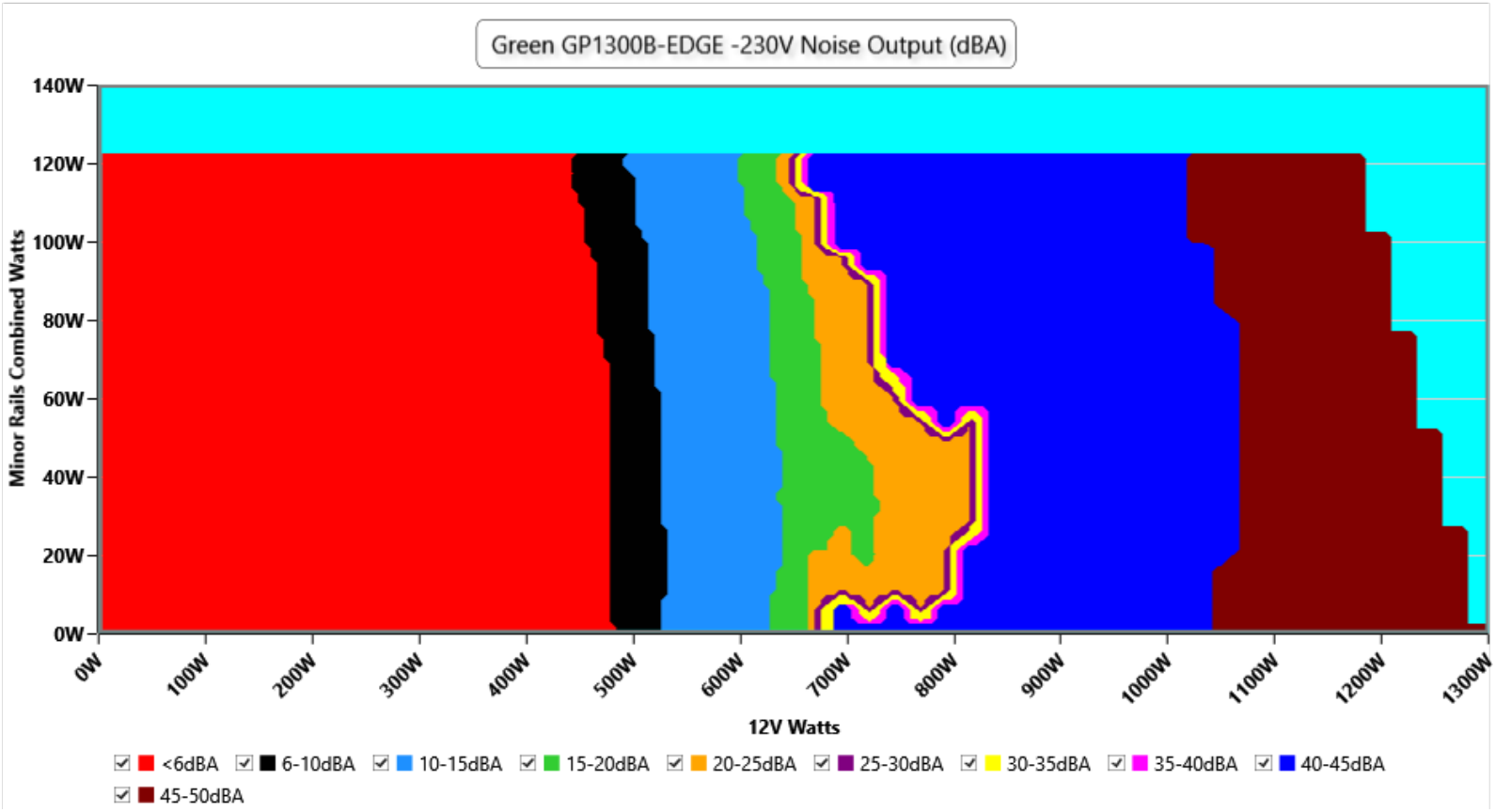

The PSU`s noise in its entire operational range and under 30-32 °C ambient is depicted in this graph. The X axis represents the load on the +12V rail(s) while the Y axis is the load on the minor rails

Noise under high ambient temperature (indicative)

115V

Load	Normal ambient fan · noise · intake	High ambient fan · noise · intake	Noise change
10%	0 RPM · <6.0 dB(A) · 30.1 °C	0 RPM · <6.0 dB(A) · 46.5 °C	fan off in both
20%	0 RPM · <6.0 dB(A) · 30.3 °C	0 RPM · <6.0 dB(A) · 46.1 °C	fan off in both
50%	407 RPM · <6.0 dB(A) · 30.1 °C	647 RPM · 20.3 dB(A) · 42.2 °C	<6.0 → 20.3 dB(A)
100%	1798 RPM · 47.9 dB(A) · 30.7 °C	2103 RPM · 51.3 dB(A) · 46.0 °C	**+3.4 dB(A)**

230V

Load	Normal ambient fan · noise · intake	High ambient fan · noise · intake	Noise change
10%	0 RPM · <6.0 dB(A) · 31.2 °C	0 RPM · <6.0 dB(A) · 45.7 °C	fan off in both
20%	0 RPM · <6.0 dB(A) · 31.5 °C	0 RPM · <6.0 dB(A) · 47.0 °C	fan off in both
50%	410 RPM · <6.0 dB(A) · 30.1 °C	648 RPM · 20.3 dB(A) · 42.2 °C	<6.0 → 20.3 dB(A)
100%	1743 RPM · 47.2 dB(A) · 30.0 °C	2097 RPM · 51.3 dB(A) · 45.5 °C	**+4.1 dB(A)**

INFO

Fan speed, noise and the measured intake temperature at 10, 20, 50 and 100 % load, from the two load regulation tests: at normal ambient (about 30-32 °C) and at high ambient (about 40-47 °C). These are stabilized readings at fixed loads, not averages over the certification sweep, so they are indicative of how the fan behaves when it is hot. "<6.0" is the floor of our sound meter: the fan is stopped or too quiet to measure (the fan speed column says which); with the fan stopped, the intake sensor can read higher than the chamber air.

Informational. Not part of the ETA or LAMBDA rating.

Indicative Performance

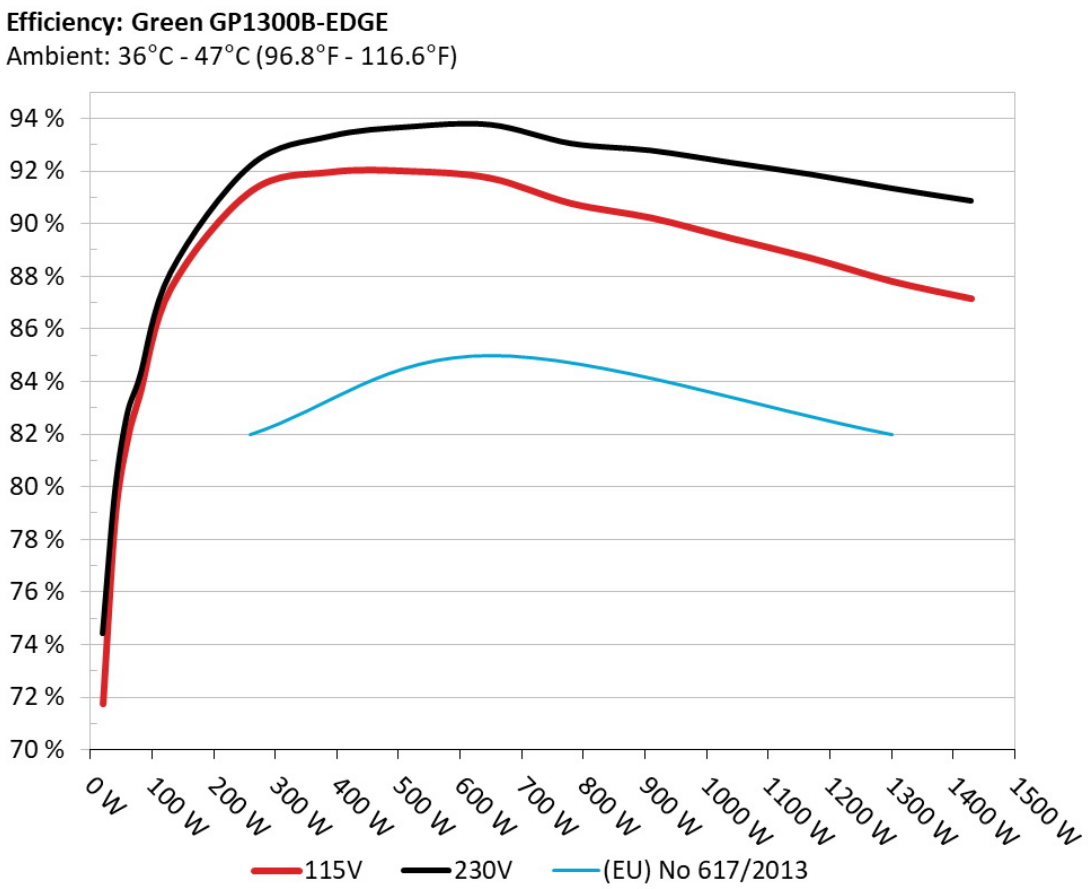

The PSU`s efficiency under high ambient temperatures with 115V and 230V input. For this graph the results of the 10-110% load regulation table are used

5Vsb□□□□

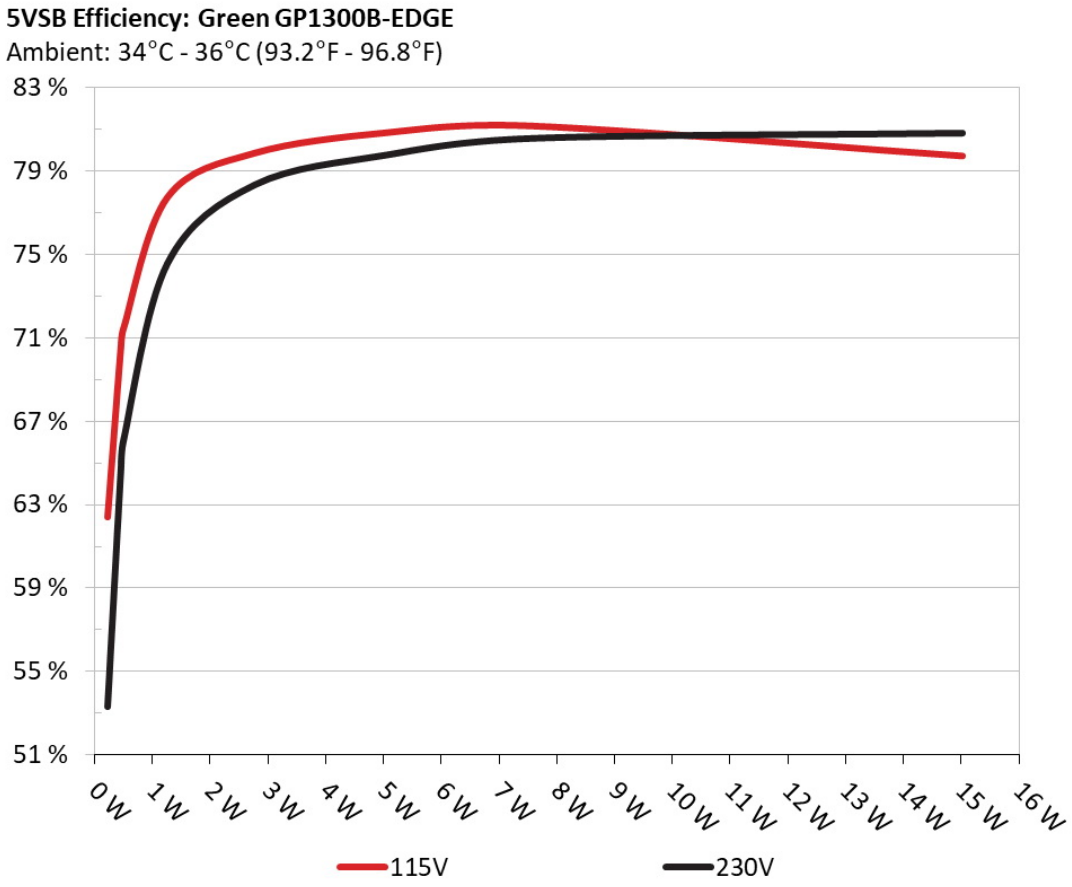

□□

This graph depicts the efficiency levels of the 5VSB rail with 115V and 230V input

□□□□ □□ 5Vsb □□ (ErP Lot3/6 & CEC)

115V

□□ #	5VSB	DC/AC (□)	□□	PF/AC □□
1	**0.045A**	0.228W	62.436%	0.035
	5.055V	0.368W		114.85V
2	**0.09A**	0.455W	70.517%	0.061
	5.054V	0.645W		114.84V
3	**0.55A**	2.776W	79.887%	0.26
	5.046V	3.475W		114.84V
4	**1A**	5.039W	80.857%	0.358
	5.039V	6.232W		114.83V
5	**1.5A**	7.547W	81.187%	0.405
	5.03V	9.296W		114.84V
6	**3A**	15.015W	79.746%	0.481
	5.004V	18.829W		114.83V

230V

□□ #	5VSB	DC/AC (□)	□□	PF/AC □□
1	**0.045A**	0.228W	53.308%	0.012
	5.055V	0.428W		229.86V
2	**0.09A**	0.455W	64.583%	0.02
	5.054V	0.705W		229.86V
3	**0.55A**	2.776W	78.359%	0.097
	5.046V	3.543W		229.84V
4	**1A**	5.039W	79.781%	0.161
	5.038V	6.315W		229.84V
5	**1.5A**	7.546W	80.584%	0.206
	5.03V	9.364W		229.83V
6	**3.001A**	15.015W	80.836%	0.316
	5.004V	18.575W		229.83V

Protection Features

OCP (Normal @ 30.2°C)	12V: 152.80A (141.09%), 11.968V 5V: 31.2A (130.00%), 4.997V 3.3V: 30.7A (127.92%), 3.319V 5VSB: 5.6A (186.67%), 4.957V
OCP (Hot @ 46.3°C)	12V: 152.40A (140.72%), 11.978V 5V: 31.2A (130.00%), 4.994V 3.3V: 30.6A (127.50%), 3.321V 5VSB: 5.6A (186.67%), 4.955V
OPP (Normal @ 29.7°C)	1783.15W (137.17%)
OPP (Hot @ 44.0°C)	1648.14W (126.78%)
OTP	✓ (133°C @ Secondary Side)
SCP	12V to Earth: ✓ 5V to Earth: ✓ 3.3V to Earth: ✓ 5VSB to Earth: ✓ -12V to Earth: ✓
PWR_OK	Proper Operation
NLO	✓
Fan Failure Protection	✗
SIP	Surge: MOV Inrush: NTC & Bypass Relay

Supplementary Tests (For Reference)

10-110%□□□□

115V

□□	12V	5V	3.3V	5VSB	DC/AC (□)	□□	□□□□ (RPM)	□□□□□□□ (dB[A])	□□ (□□ /□□)	PF/AC □□
10%	**9.001A**	**1.984A**	**1.975A**	**0.995A**	130.009	87.55%	0	<6.0	46.54°C	0.983
	12.043V	5.041V	3.342V	5.028V	148.498				40.48°C	114.79V

20%	**19.025A**	**2.977A**	**2.964A**	**1.197A**	259.975	91.245%	0	<6.0	46.05°C	0.993
	12.041V	5.038V	3.34V	5.015V	284.923				40.52°C	114.76V
30%	**29.385A**	**3.475A**	**3.46A**	**1.399A**	389.646	91.975%	419	<6.0	41.49°C	0.995
	12.033V	5.035V	3.338V	5.004V	423.659				45.94°C	114.72V
40%	**39.809A**	**3.976A**	**3.959A**	**1.603A**	519.604	92.007%	567	14.5	41.81°C	0.996
	12.017V	5.031V	3.335V	4.993V	564.883				45.94°C	114.67V
50%	**49.895A**	**4.973A**	**4.953A**	**1.807A**	649.75	91.739%	647	20.3	42.22°C	0.997
	12.010V	5.027V	3.332V	4.981V	708.272				46.17°C	114.63V
60%	**60.006A**	**5.973A**	**5.949A**	**2A**	779.815	90.782%	1282	40.4	42.64°C	0.997
	12.000V	5.023V	3.329V	4.968V	858.997				44.48°C	114.57V
70%	**70.117A**	**6.973A**	**6.946A**	**2.22A**	909.953	90.233%	1416	40.2	43.31°C	0.998
	11.992V	5.02V	3.326V	4.955V	1008.423				45.42°C	114.52V
80%	**80.224A**	**7.973A**	**7.942A**	**2.327A**	1039.547	89.458%	1770	47.6	43.82°C	0.998
	11.987V	5.016V	3.324V	4.944V	1162.2				46.43°C	114.47V
90%	**90.743A**	**8.475A**	**8.428A**	**2.433A**	1169.78	88.698%	1959	49.9	44.19°C	0.998
	11.982V	5.014V	3.322V	4.933V	1318.772				47.86°C	114.42V
100%	**101.006A**	**8.977A**	**8.944A**	**3.054A**	1299.405	87.827%	2103	51.3	45.99°C	0.998
	11.976V	5.012V	3.32V	4.912V	1479.582				49.83°C	114.37V
110%	**111.212A**	**9.981A**	**10.035A**	**3.06A**	1429.545	87.162%	2104	51.3	46.85°C	0.998
	11.970V	5.009V	3.318V	4.903V	1640.14				48.89°C	114.32V
CL1	**0.117A**	**14.392A**	**14.327A**	**0A**	121.299	82.04%	423	<6.0	42°C	0.983
	12.035V	5.017V	3.329V	5.043V	147.857				47.28°C	114.78V
CL2	**0.115A**	**23.931A**	**0A**	**0A**	121.26	80.2%	422	<6.0	39.88°C	0.983
	12.036V	5.009V	3.34V	5.045V	151.206				44.72°C	114.79V
CL3	**0.115A**	**0A**	**23.791A**	**0A**	80.581	74.23%	409	<6.0	41.91°C	0.971
	12.038V	5.04V	3.329V	5.045V	108.549				45.75°C	114.81V
CL4	**108.492A**	**0A**	**0A**	**0.001A**	1299.956	88.445%	2029	50.7	46.65°C	0.998
	11.982V	5.033V	3.333V	4.968V	1469.707				48.45°C	114.38V

The results above are not used in the certification process

230V

□□	12V	5V	3.3V	5VSB	DC/AC (□)	□□	□□□□ (RPM)	□□□□□□□□ (dB[A])	□□ (□□ /□□)	PF/AC □□
10%	**9.002A**	**1.984A**	**1.975A**	**0.995A**	130.005	88.141%	0	<6.0	45.7°C	0.893
	12.042V	5.041V	3.342V	5.028V	147.601				40.11°C	229.81V
20%	**19.029A**	**2.978A**	**2.964A**	**1.197A**	259.971	92.217%	0	<6.0	47.04°C	0.957
	12.038V	5.038V	3.34V	5.015V	281.917				40.88°C	229.79V
30%	**29.384A**	**3.475A**	**3.46A**	**1.399A**	389.63	93.337%	0	<6.0	46.29°C	0.974
	12.033V	5.036V	3.338V	5.003V	417.41				41.21°C	229.77V
40%	**39.801A**	**3.975A**	**3.958A**	**1.603A**	519.589	93.7%	563	14.3	41.69°C	0.986
	12.019V	5.032V	3.335V	4.993V	554.525				44.94°C	229.75V
50%	**49.894A**	**4.973A**	**4.953A**	**1.807A**	649.737	93.775%	648	20.3	42.16°C	0.99
	12.010V	5.027V	3.332V	4.981V	692.887				44.4°C	229.73V
60%	**60.006A**	**5.973A**	**5.949A**	**2A**	779.8	93.063%	1272	40.4	42.59°C	0.993
	12.000V	5.023V	3.329V	4.968V	837.795				44.04°C	229.71V
70%	**70.121A**	**6.973A**	**6.946A**	**2.22A**	909.943	92.794%	1402	40.1	43.11°C	0.994
	11.992V	5.02V	3.326V	4.955V	980.648				44.48°C	229.68V
80%	**80.234A**	**7.973A**	**7.943A**	**2.326A**	1039.545	92.335%	1762	47.5	43.63°C	0.997
	11.985V	5.016V	3.324V	4.944V	1125.903				44.82°C	229.66V
90%	**90.760A**	**8.476A**	**8.429A**	**2.433A**	1169.795	91.886%	1938	49.4	44.4°C	0.997
	11.980V	5.014V	3.322V	4.932V	1273.122				45.61°C	229.64V
100%	**101.031A**	**8.979A**	**8.946A**	**3.054A**	1299.429	91.361%	2097	51.3	45.46°C	0.997
	11.974V	5.011V	3.32V	4.912V	1422.187				46.78°C	229.61V
110%	**111.232A**	**9.984A**	**10.037A**	**3.061A**	1429.635	90.882%	2108	51.3	46.95°C	0.998
	11.969V	5.008V	3.317V	4.902V	1573.104				48.44°C	229.6V
CL1	**0.117A**	**14.393A**	**14.328A**	**0A**	121.306	82.312%	425	<6.0	42.25°C	0.895
	12.035V	5.016V	3.329V	5.042V	147.388				46.29°C	229.81V
CL2	**0.115A**	**23.934A**	**0A**	**0A**	121.264	80.552%	423	<6.0	40.72°C	0.898
	12.036V	5.009V	3.34V	5.045V	150.561				44.86°C	229.81V
CL3	**0.115A**	**0A**	**23.791A**	**0A**	80.582	74.777%	409	<6.0	41.3°C	0.839
	12.036V	5.04V	3.329V	5.045V	107.777				44.54°C	229.82V

CL4	**108.500A**	**0A**	**0A**	**0.001A**	1299.958	92.017%	1998	50.5	44.77°C	0.998
	11.981V	5.033V	3.333V	4.968V	1412.788				46.12°C	229.62V

The results above are not used in the certification process

20-80□□□□□

115V

□□	12V	5V	3.3V	5VSB	DC/AC (□)	□□	□□□□ (RPM)	□□□□□□□ (dB[A])	□□ (□□ /□□)	PF/AC □□
20W	**1.242A**	**0.496A**	**0.494A**	**0.198A**	20.016	71.753%	0	<6.0	38.96°C	0.807
	11.966V	5.043V	3.344V	5.051V	27.902				36.04°C	114.83V
40W	**2.734A**	**0.694A**	**0.691A**	**0.297A**	40.008	78.871%	0	<6.0	41.75°C	0.919
	11.958V	5.043V	3.344V	5.047V	50.78				37.53°C	114.83V
60W	**4.233A**	**0.892A**	**0.888A**	**0.397A**	60.006	81.831%	0	<6.0	43.05°C	0.95
	11.939V	5.043V	3.344V	5.044V	73.279				38.23°C	114.82V
80W	**5.738A**	**1.091A**	**1.086A**	**0.496A**	79.956	83.535%	0	<6.0	44.02°C	0.968
	11.907V	5.043V	3.343V	5.04V	95.712				39.04°C	114.81V

The results above are not used in the certification process

230V

□□	12V	5V	3.3V	5VSB	DC/AC (□)	□□	□□□□ (RPM)	□□□□□□□ (dB[A])	□□ (□□ /□□)	PF/AC □□
20W	**1.242A**	**0.496A**	**0.493A**	**0.198A**	20.002	74.426%	0	<6.0	41.16°C	0.405
	11.966V	5.043V	3.343V	5.051V	27.093				36.09°C	229.83V
40W	**2.734A**	**0.694A**	**0.691A**	**0.297A**	40.002	79.818%	0	<6.0	42.73°C	0.6
	11.955V	5.042V	3.343V	5.048V	50.115				37.29°C	229.83V
60W	**4.232A**	**0.892A**	**0.888A**	**0.397A**	60.002	82.775%	0	<6.0	43.43°C	0.729
	11.940V	5.042V	3.343V	5.044V	72.638				38.02°C	229.83V
80W	**5.740A**	**1.091A**	**1.086A**	**0.496A**	79.949	84.151%	0	<6.0	45.21°C	0.808
	11.901V	5.042V	3.342V	5.041V	95.039				39.27°C	229.83V

The results above are not used in the certification process

□□□□

115V

Test	12V	5V	3.3V	5VSB	Pass/Fail
10% Load	18.92mV	17.25mV	17.75mV	17.80mV	Pass
20% Load	20.20mV	17.81mV	17.75mV	17.75mV	Pass
30% Load	21.28mV	17.76mV	17.91mV	18.06mV	Pass
40% Load	22.04mV	17.81mV	19.24mV	18.42mV	Pass
50% Load	21.79mV	18.12mV	17.08mV	19.24mV	Pass
60% Load	24.19mV	18.78mV	19.09mV	19.55mV	Pass
70% Load	24.60mV	18.63mV	19.39mV	20.16mV	Pass
80% Load	25.52mV	20.07mV	18.21mV	21.50mV	Pass
90% Load	28.44mV	19.61mV	19.60mV	22.06mV	Pass
100% Load	36.04mV	21.67mV	20.13mV	27.11mV	Pass
110% Load	38.75mV	22.50mV	20.65mV	27.05mV	Pass
Crossload1	24.91mV	22.51mV	22.59mV	20.54mV	Pass
Crossload2	21.28mV	28.84mV	18.42mV	19.91mV	Pass
Crossload3	18.82mV	17.55mV	21.14mV	17.76mV	Pass
Crossload4	37.73mV	19.53mV	19.38mV	23.39mV	Pass

The results above are not used in the certification process

230V

Test	12V	5V	3.3V	5VSB	Pass/Fail
10% Load	19.38mV	19.09mV	17.39mV	17.24mV	Pass
20% Load	20.87mV	18.27mV	19.44mV	17.55mV	Pass
30% Load	20.56mV	17.76mV	17.80mV	18.01mV	Pass
40% Load	20.97mV	18.32mV	17.75mV	18.16mV	Pass
50% Load	22.40mV	18.12mV	17.49mV	19.04mV	Pass
60% Load	24.60mV	19.45mV	19.08mV	19.81mV	Pass



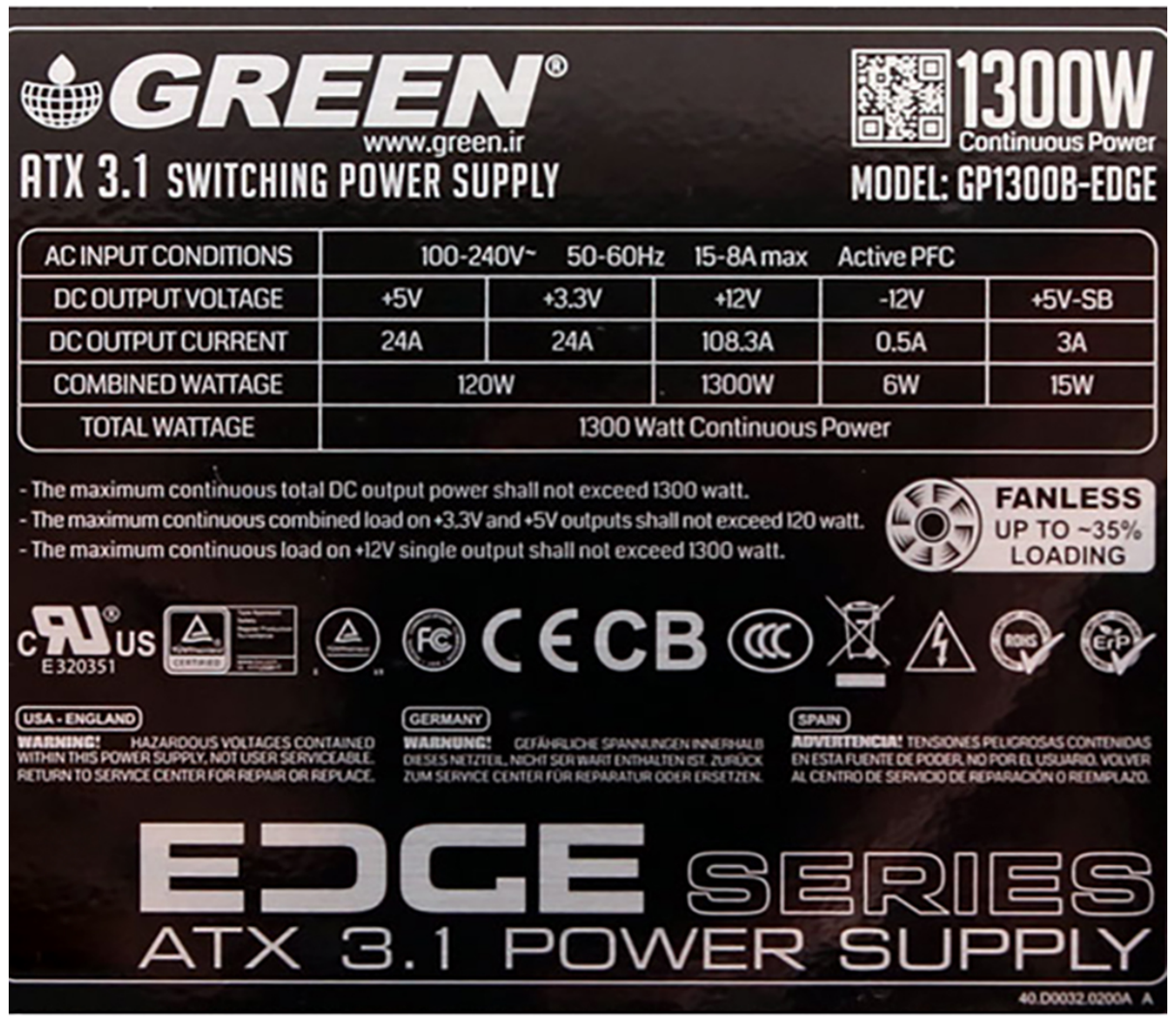

Test	12V	5V	3.3V	5VSB	Pass/Fail
70% Load	26.60mV	19.09mV	18.98mV	20.73mV	Pass
80% Load	27.92mV	20.99mV	19.91mV	22.22mV	Pass
90% Load	28.13mV	20.89mV	19.34mV	22.47mV	Pass
100% Load	36.60mV	21.48mV	20.71mV	26.08mV	Pass
110% Load	38.02mV	21.78mV	20.92mV	27.81mV	Pass
Crossload1	24.40mV	21.67mV	19.72mV	20.12mV	Pass
Crossload2	21.69mV	29.15mV	18.37mV	19.19mV	Pass
Crossload3	20.61mV	18.78mV	20.98mV	18.27mV	Pass
Crossload4	37.08mV	19.50mV	19.49mV	22.83mV	Pass

The results above are not used in the certification process

GREEN MEDEL GP1300B-EDGE

Top side

Power specifications label

本测试报告中包含的所有数据和图表均可在以下条件下由任何人使用：使用过程需提及测试结果由 Cybenetics提供。
在任何情况下都应提供原始测试结果文档的网站链接

Cybenetics 提供自愿性认证计划：电源方面有 ETA（效率）、 LAMBDA（噪声）与 SAFE（安全与正确运行）；散热产品方面有 DELTA（机箱隔音）与 PHI（风扇风量与静压）