CORSAIR

Corsair HX1000i Shift (ATX v3.1)

Serial Number -

Lab ID CR10002699

Certification ID 252699

Test Result Report ID: 24PS2699A

Certificate Issue Date: Jan 10, 2024

Scheme: ETA-EMI PSU

115V: CYBENETICS PLATINUM

230V: CYBENETICS PLATINUM 230v

Scheme: LAMBDA PSU

115V: CYBENETICS A+

230V: CYBENETICS A+ 230v

CYBENETICS ATX 3.1 PASS

Outside Validation Scope

General Information

Test Equipment

Electronic Loads	Chroma 63601-5 x2 Chroma 63600-2 Chroma 63640-80-80 x10 Chroma 63610-80-20
AC Sources	Chroma 6530, APM SP300VAC4000W-P, GW Instek ASR-3500
Power Analyzers	Rohde & Schwarz HMC8015 & NPA701
Oscilloscopes	Picoscope 4444, Siglent SDS2104X PLUS
Sound Analyzer	Bruel & Kjaer 2270 G4
Microphone	Bruel & Kjaer Type 4955-A
Temperature Logger	Picoscope TC-08
Tachometer	UNI-T UT372
Multimeters	Keysight 34465A
EMI Analyzer	TekBox TBMR-110M-EU
Isolation Transformer	4kVA
UPS	FSP Champ Tower 3kVA, CyberPower OLS3000E 3kVA
Testing Methodology	Cybenetics PSU Test Protocol

DUT Information(Non-accredited measurements)

Product Identification Details	
Brand	Corsair
Model	HX1000i Shift (ATX v3.1)
OEM/ODM	CWT
Serial Number	-
Product Specifications	
Manufacturer-Provided Information	
Rated Voltage (Vrms)	100-240
Rated Current (Arms)	6.5-13

Rated Frequency (Hz)	47-63
Rated Power (W)	1000
Operating Temperature (Continuous Full Load) (°C)	
Type	ATX12V
Cable Design	Fully Modular
Warranty	-
Cybenetics Measurements	
Dimensions (W x H x D)	
Weight	
Cooling	140mm Fluid Dynamic Bearing Fan (NR140HP)
Semi-Passive Operation	✓
Cybenetics Testing Information	
Lab ID	CR10002699
Date of receipt	Dec 16, 2024
Testing Date	Jan 7, 2025
Report Issued Date	Jan 10, 2024
Engineer Name	Ioannis Kalyviotis
Authorized By the Laboratory Technical Manager	Aristeidis Bitziopoulos
Signature	

Cables and Connectors(Non-accredited measurements)

Modular Cables				
Description	**Cable Count**	**Connector Count (Total)**	**Gauge**	In Cable Capacitors
ATX connector 24 pin (610mm)	1	1	16-20AWG	No
4+4 pin EPS12V (650mm)	2	2	18AWG	No
6+2 pin PCIe (650mm)	2	2	16-18AWG	No
2x 6+2 pin PCIe (650mm)	1	2	16AWG	No
12+2 pin PCIe (650mm) (600W)	1	1	16-24AWG	No
SATA (455mm+110mm+110mm+110mm)	2	8	18AWG	No
4-pin Molex (455mm+100mm+100mm+100mm)	2	8	18AWG	No

AC Power Cord (1400mm) - C13 coupler	1	1	16AWG	-
iQue cable (90 deg. connector) (200mm)	1	1	-	-
iQue cable (straight connector) (600mm)	1	1	-	-
USB 2.0 (530mm)	1	1	-	-

Protection Features(Manufacturer)

Over Power Protection	✓
Over Current (+12V) Protection	✓
Over Temperature Protection	✓
Short Circuit Protection	✓
Surge Protection	✓
Inrush Current Protection	✓
Fan Failure Protection	✓

Power Specifications

Rail		3.3V	5V	12V	5VSB	-12V
Max. Power	Amps	25	25	83.3	3.5	0
	Watts	150		999.6	17.5	0
Total Max. Power (W)		1000				

Parts Description

General Data	
Manufacturer (OEM)	CWT
PCB Type	Double-Sided
Primary Side	
Transient Filter	6x Y caps, 3x X caps, 2x CM chokes, 1x MOV
Inrush Protection	2x NTC Thermistor SCK-20150 (15 Ohm) & Relay
Bridge Rectifier	2x ShinDengen LL25XB60 (600V, 25A @ 113°C)
APFC MOSFETs	2x Infineon IPW60R099P6 (600V, 24A @ 100°C, Rds(on): 0.099Ohm)
APFC Boost Diode	2x Infineon IDH08G65C6 (650V, 8A @ 145°C)
Bulk Cap(s)	Nippon Chemi-Con (420V, 560uF, 2,000h @ 105°C, KMR) Rubycon (420V, 470uF, 2000h @ 105°C, MXE)

APFC Cut-Off	Sync Power SPN5003 (reducing no load consumption)
Main Switchers	2x Infineon IPW60R099P6 (600V, 24A @ 100°C, Rds(on): 0.099Ohm)
Digital Controllers	2x Texas Instruments UCD3138A
MCU	Microchip PIC32MM0064GPM036
IC Driver	Silicon Labs Si8233BD
Topology	Primary side: Digital, Interleaved PFC, Half-Bridge & LLC Resonant Converter Secondary side: [12V] Synchronous Rectification & [Minor Rails] DC-DC converters
Secondary Side	
+12V MOSFETs	10x Infineon BSC014N04LS (40V, 145A @ 100°C, Rds(on): 1.4mOhm)
5V & 3.3V	DC-DC Converters: 6x UBIQ Semi QN3107M6N (30V, 70A @ 100°C, Rds(on): 2.6mOhm) PWM Controller(s): UPI-Semi uP3861P
Filtering Capacitors	Electrolytic: 6x Nippon Chemi-Con (@ 105°C, W) 2x Rubycon (6-10,000h @ 105°C, ZLH) Rubycon (4-10,000h @ 105°C, YXF) Polymer: 7x Nippon Chemi-con, 26x FPCAP
Supervisor IC	Weltrend WT7502R (OVP, UVP, SCP, PG)
Fan Controller / Micro Controller	Microchip PIC32MM0064GPM036
Fan Model	Corsair NR140P (140mm, 12V, 0.22A, Fluid Dynamic Bearing Fan)
5VSB Circuit	
Synchronous Rectification IC	Leadtrend LD8926AA1
Standby PWM Controller	On-Bright OB2365T

Test Results

Temperature & Compliance Info

Temperature Range (°C /°F)	28-32 / 82.4-89.6
ErP Lot 3/6 Ready	✓
(EU) No 617/2013 Compliance	✓
ALPM (Alternative Low Power Mode) compatible	✓
ATX v3.1 PSU Power Excursion	✓

Performance Summary

115V

Accredited	
Average Efficiency (>1450 load combinations)	90.161%
Average Noise Output (>1450 Load Combinations)	16.65dBA
Average PF (>1450 Load Combinations)	0.987
Efficiency With 10W (≤500W) or 2% (>500W) Load	67.545%
Standby Power Consumption	0.0156W
Non-Accredited	
12V Ripple (Full Load)	25.79mV
5V Ripple (Full Load)	14.90mV
3.3V Ripple (Full Load)	15.60mV
5VSB Ripple (Full Load)	18.39mV
12V Load Regulation	0.68%
5V Load Regulation	0.67%
3.3V Load Regulation	0.89%
5VSB Load Regulation	1.56%
Inrush Current	5.650A

230V

Accredited	
Average Efficiency (>1450 load combinations)	91.832%
Average Noise Output (>1450 Load Combinations)	16.70dBA
Average PF (>1450 Load Combinations)	0.936
Efficiency With 10W (≤500W) or 2% (>500W) Load	67.561%
Standby Power Consumption	0.0759W
Non-Accredited	
12V Ripple (Full Load)	28.08mV
5V Ripple (Full Load)	17.99mV
3.3V Ripple (Full Load)	17.33mV

5VSB Ripple (Full Load)	21.61mV	
12V Load Regulation	0.68%	
5V Load Regulation	0.65%	
3.3V Load Regulation	0.86%	
5VSB Load Regulation	1.54%	
Inrush Current	11.320A	
12V Transient Response (200%)	11.09V	
5V Transient Response (200%)	4.916V	
3.3V Transient Response (200%)	3.225V	
5VSB Transient Response (200%)	4.881V	
Hold-Up Time & PWR_OK Signal	23.50ms	
AC Loss to PWR_OK Hold Up Time	19.40ms	
PWR_OK Inactive to DC Loss Delay	4.10ms	
PSU Timings: T1 (20% / 100%)	133.0ms	128.0ms
PSU Timings: T3 (20% / 100%)	128.0ms	128.0ms
12V OCP (27.6°C / 45.3°C)	102.00A (122.45%), 11.989V	103.20A (123.89%), 11.985V
5V OCP (27.6°C / 45.3°C)	35A (140.00%), 5.069V	35.3A (141.20%), 5.064V
3.3V OCP (27.6°C / 45.3°C)	34.6A (138.40%), 3.365V	34.6A (138.40%), 3.361V
5VSB OCP (27.6°C / 45.3°C)	4.7A (134.29%), 5.079V	4.6A (131.43%), 5.069V
OPP (27.58°C / 43.29°C)	120.90%	120.91%

Hold-Up Time & PWR_OK Signal

Hold-Up Time (ms)	23.5
AC Loss to PWR_OK Hold Up Time (ms)	19.4
PWR_OK Inactive to DC Loss Delay (ms)	4.1

Vampire Power

Tables

115V

Detailed Results						
	Average	Min	Limit Min	Max	Limit Max	Result
Mains Voltage RMS:	115.04 V	115.01 V	113.85 V	115.09 V	116.15 V	PASS
Mains Frequency:	60.00 Hz	59.95 Hz	59.40 Hz	60.02 Hz	60.60 Hz	PASS
Mains Voltage CF:	1.417	1.416	1.340	1.419	1.490	PASS
Mains Voltage THD:	0.15 %	0.11 %	N/A	0.21 %	2.00 %	PASS
Real Power:	0.016 W	0.001 W	N/A	0.032 W	N/A	N/A
Apparent Power:	16.986 W	16.140 W	N/A	17.865 W	N/A	N/A
Power Factor:	0.001	N/A	N/A	N/A	N/A	N/A

230V

Detailed Results						
	Average	Min	Limit Min	Max	Limit Max	Result
Mains Voltage RMS:	230.99 V	230.88 V	227.70 V	231.04 V	232.30 V	PASS
Mains Frequency:	50.00 Hz	49.99 Hz	49.50 Hz	50.01 Hz	50.50 Hz	PASS
Mains Voltage CF:	1.417	1.416	1.340	1.419	1.490	PASS
Mains Voltage THD:	0.17 %	0.15 %	N/A	0.26 %	2.00 %	PASS
Real Power:	0.076 W	0.038 W	N/A	0.118 W	N/A	N/A
Apparent Power:	53.846 W	52.657 W	N/A	55.077 W	N/A	N/A
Power Factor:	0.001	N/A	N/A	N/A	N/A	N/A

Efficiency Graph

115V

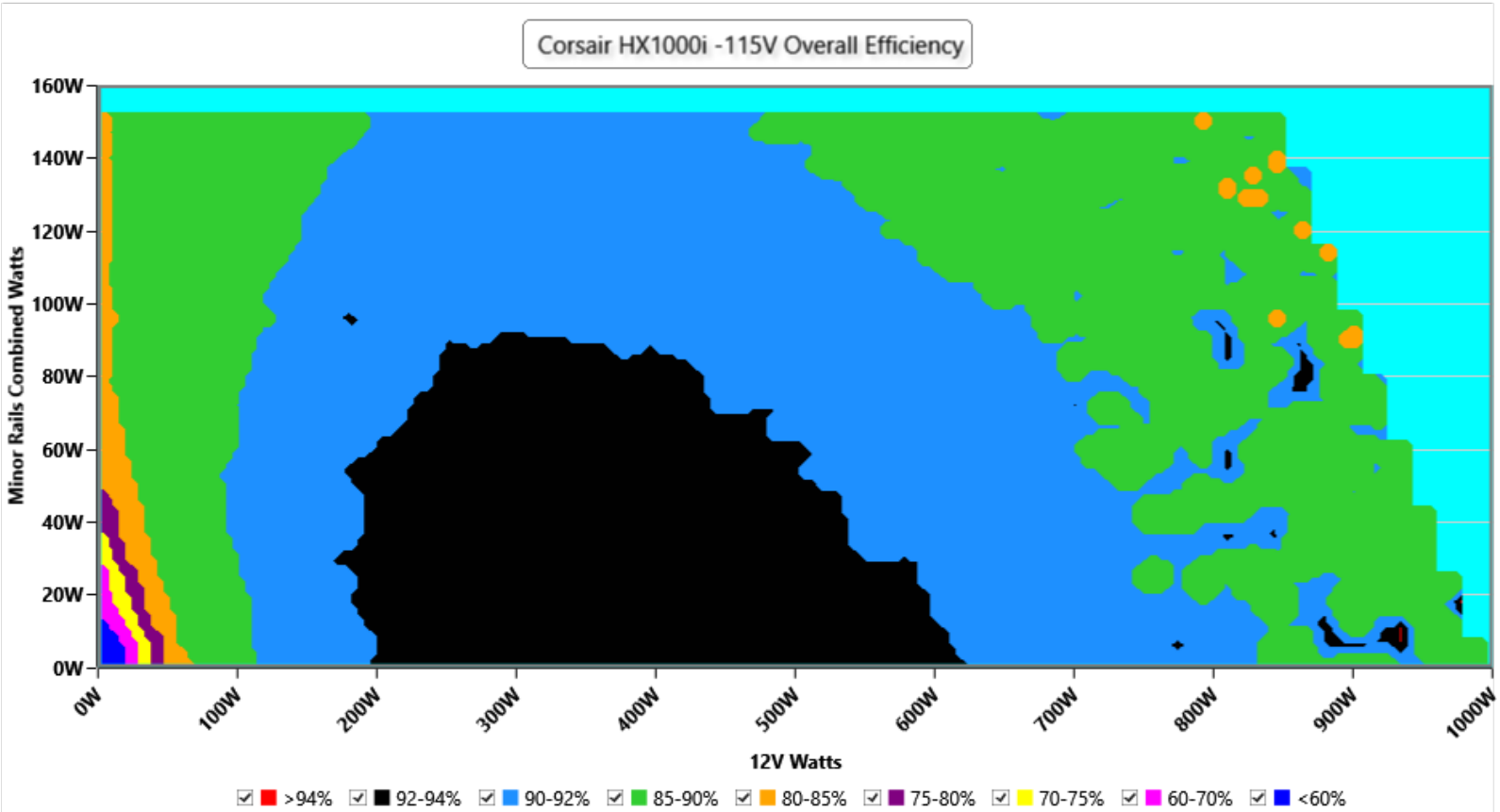

INFO

This graph depicts the PSU`s efficiency throughout its entire operational range. For the generation of the efficiency and noise graphs we set our loaders to auto mode through our custom-made software before trying thousands of possible load combinations

230V

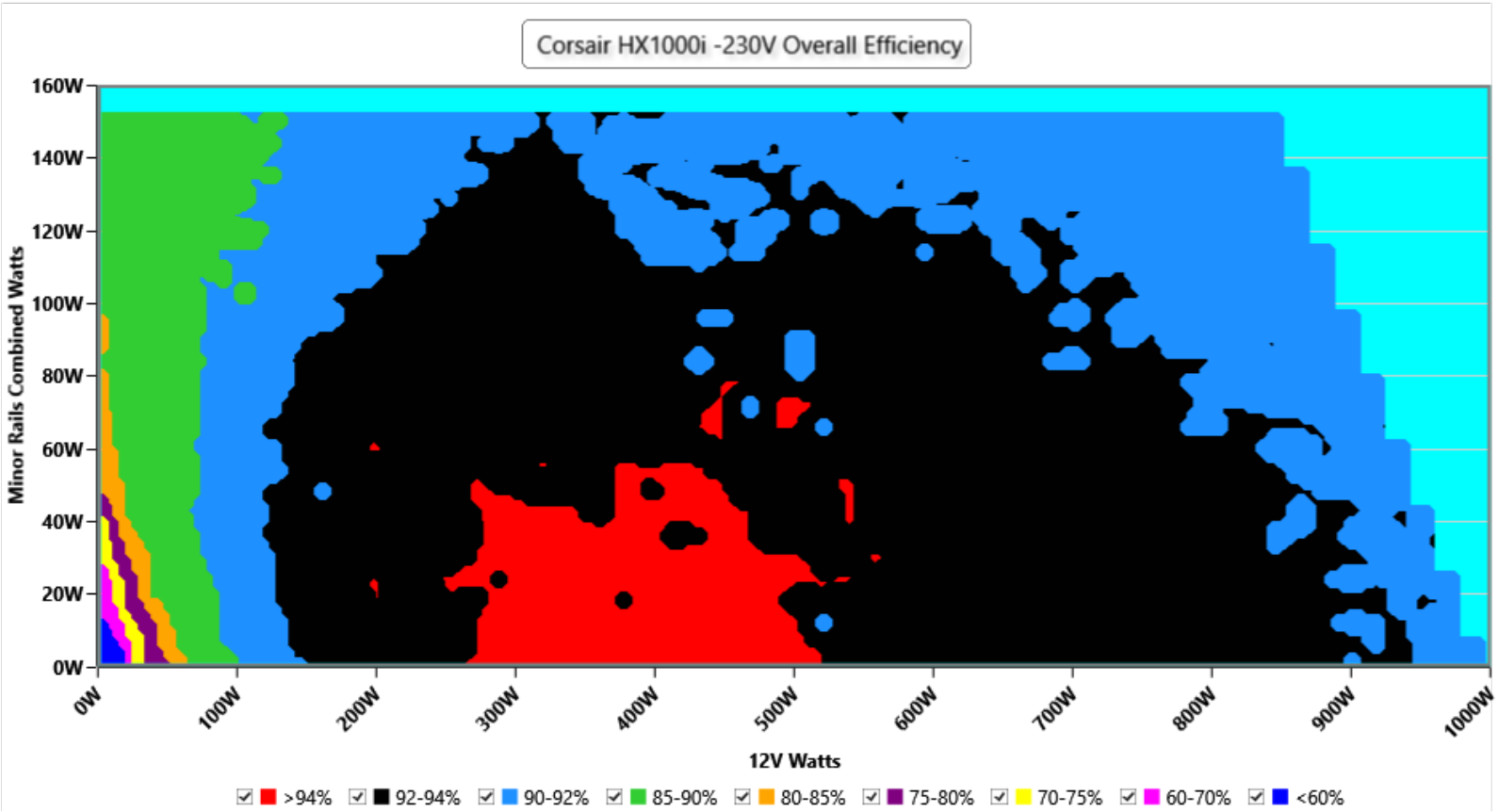

INFO

This graph depicts the PSU`s efficiency throughout its entire operational range. For the generation of the efficiency and noise graphs we set our loaders to auto mode through our custom-made software before trying thousands of possible load combinations

Noise Graph

115V

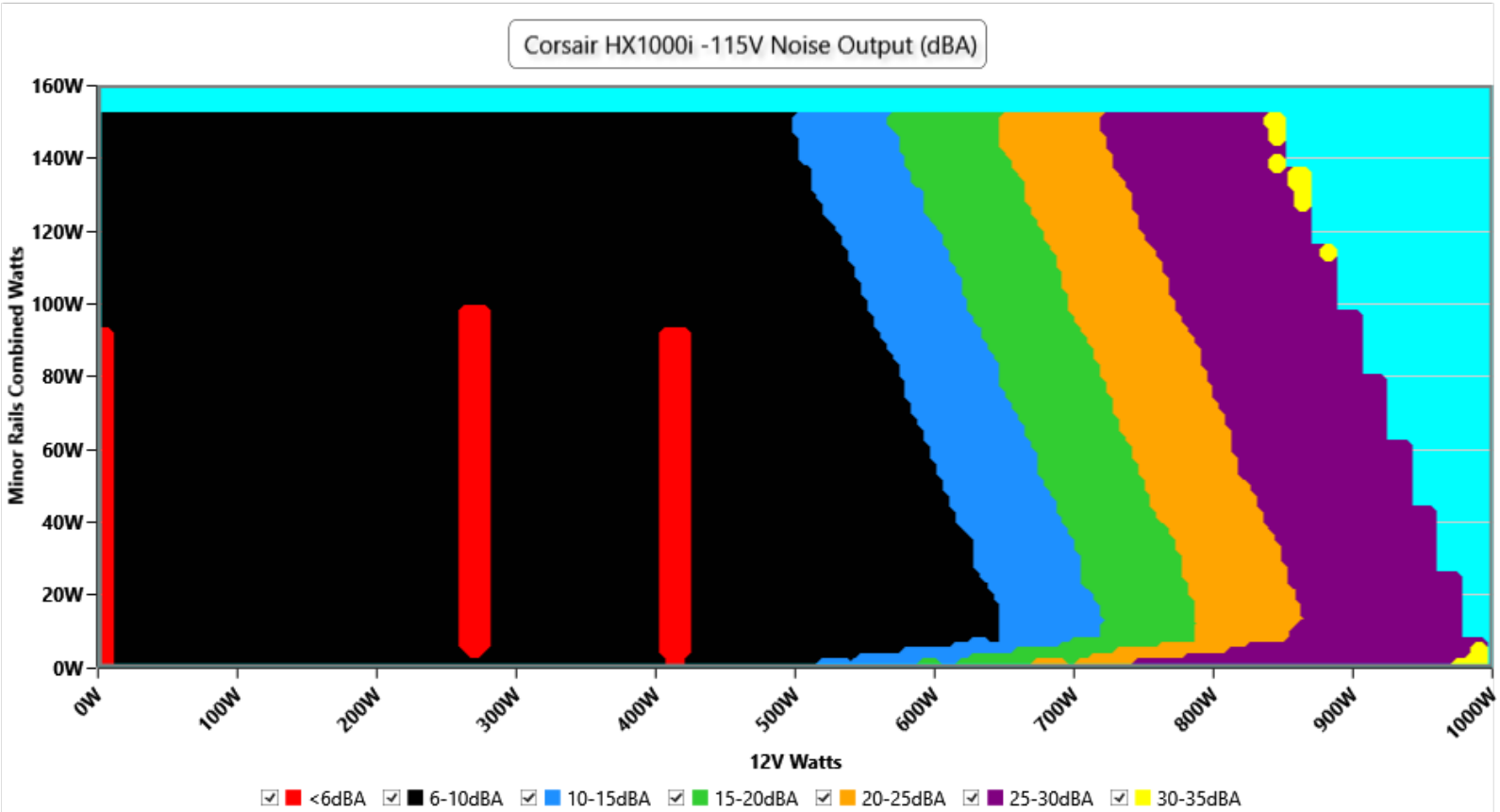

INFO

The PSU`s noise in its entire operational range and under 30-32 °C ambient is depicted in this graph. The X axis represents the load on the +12V rail(s) while the Y axis is the load on the minor rails

230V

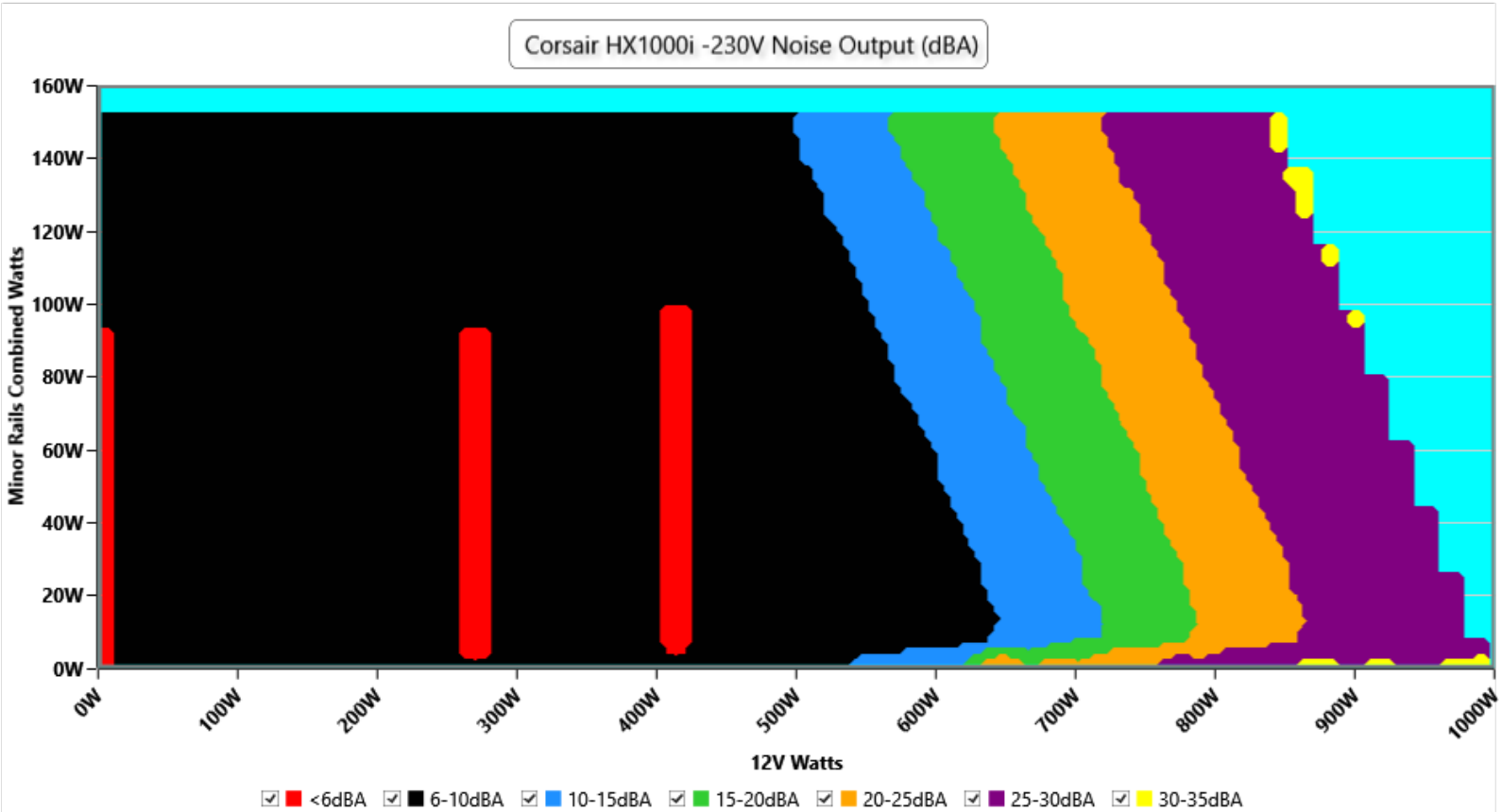

INFO

The PSU`s noise in its entire operational range and under 30-32 °C ambient is depicted in this graph. The X axis represents the load on the +12V rail(s) while the Y axis is the load on the minor rails

Conducted Emissions EN 55032 & CISPR 32

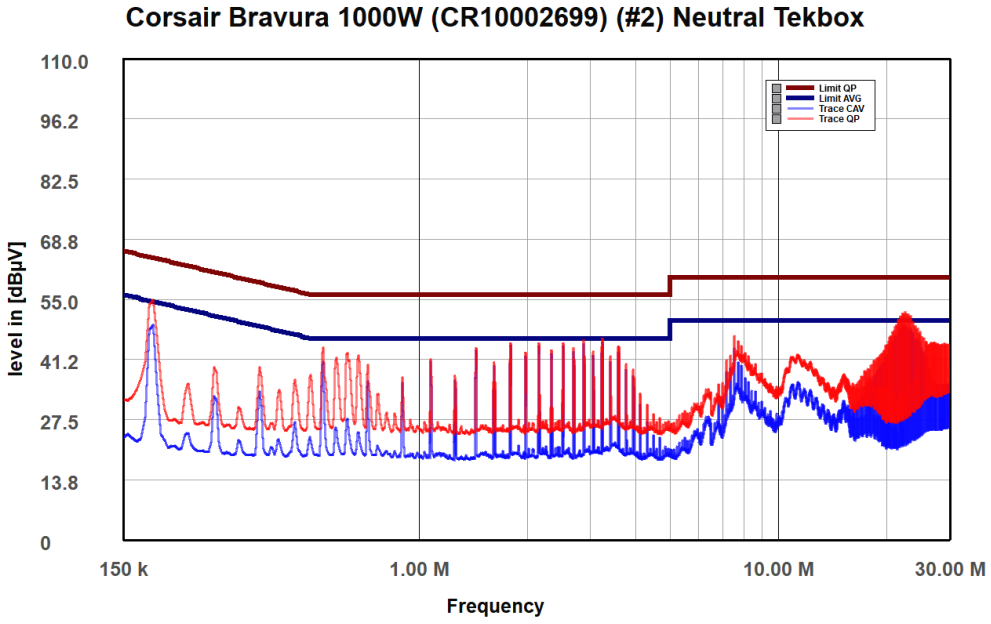

NEUTRAL

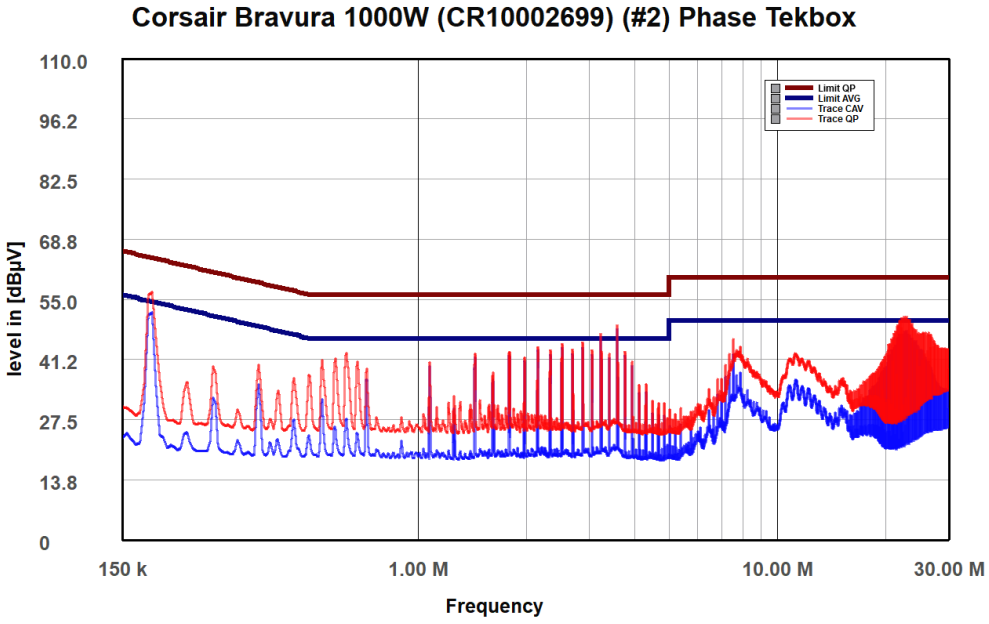

PHASE

Indicative Performance

Efficiency under high ambient temperature

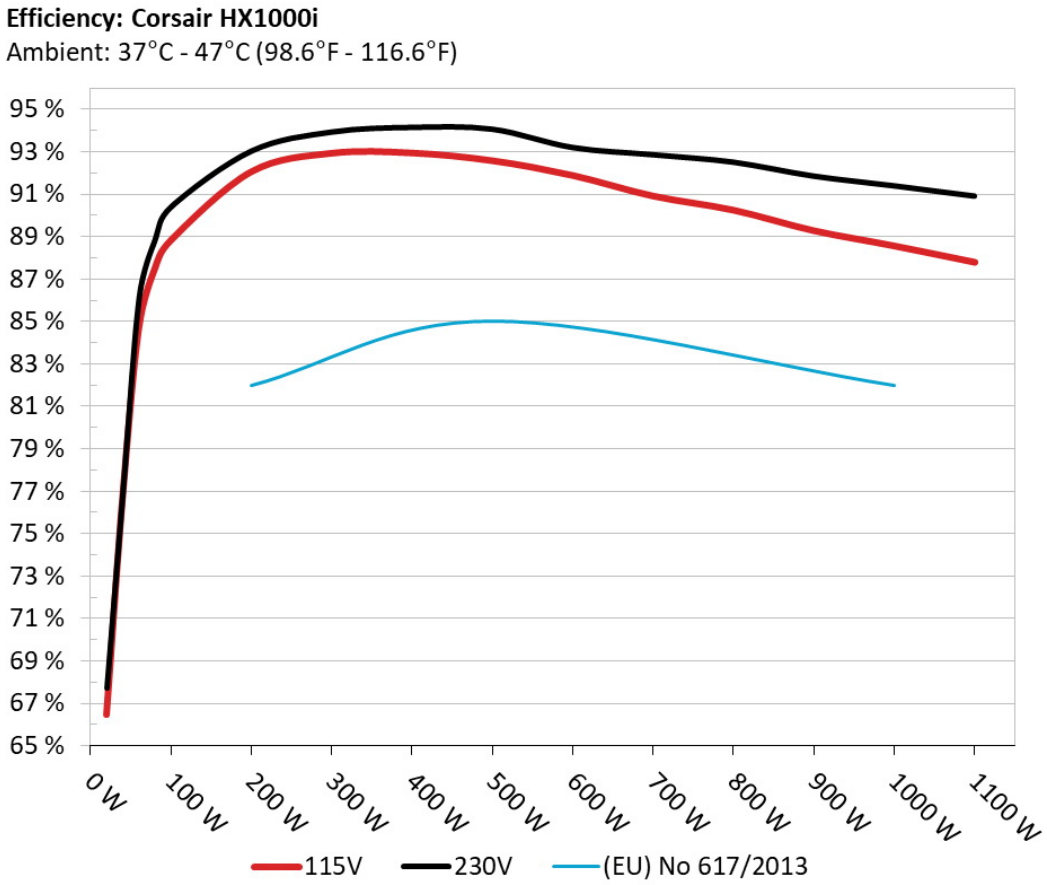

INFO

The PSU`s efficiency under high ambient temperatures with 115V and 230V input. For this graph the results of the 10-110% load regulation table are used

5VSB Efficiency

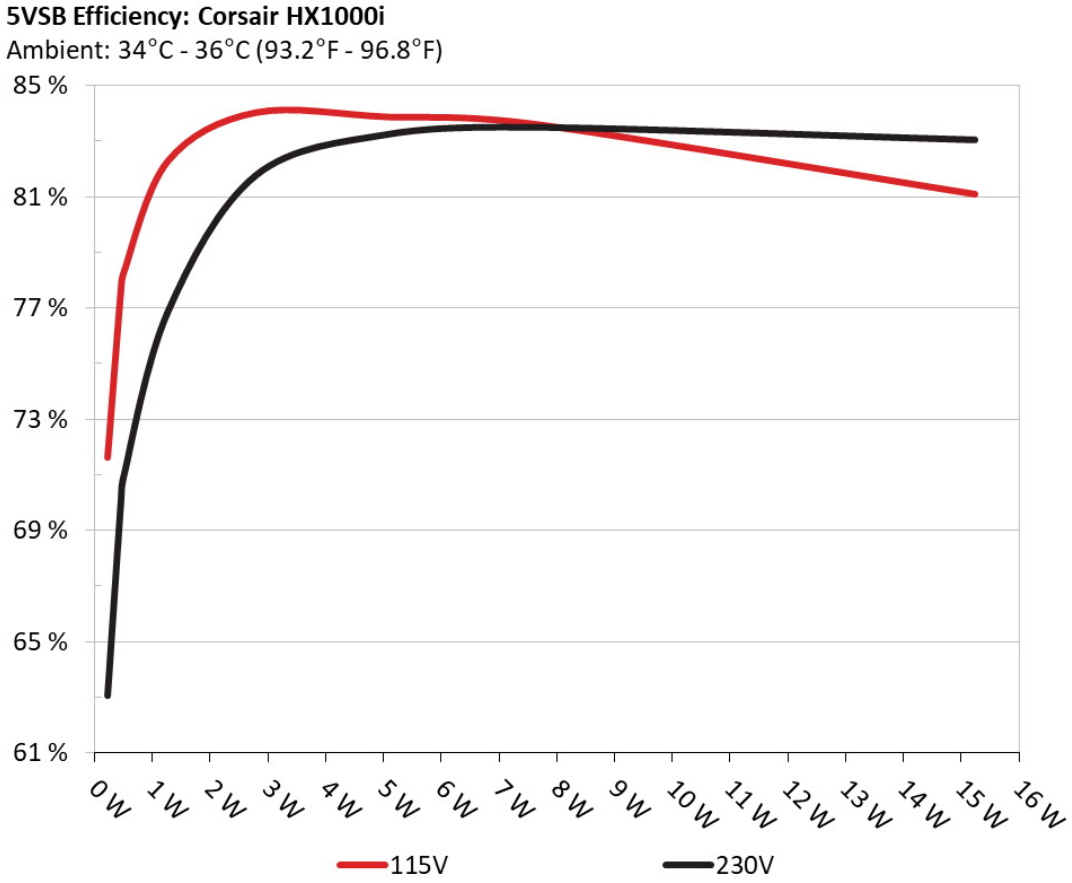

INFO

This graph depicts the efficiency levels of the 5VSB rail with 115V and 230V input

5VSB Efficiency (ERP LOT 3/6 & CEC)

115V

Test #	5VSB	DC/AC (Watts)	Efficiency	PF/AC Volts
1	**0.045A**	0.228W	71.622%	0.021
	5.068V	0.318W		114.93V
2	**0.09A**	0.456W	77.592%	0.039
	5.068V	0.588W		114.93V
3	**0.55A**	2.788W	84.037%	0.2
	5.07V	3.318W		114.92V
4	**1A**	5.071W	83.881%	0.317
	5.072V	6.046W		114.91V
5	**1.5A**	7.61W	83.622%	0.403
	5.073V	9.101W		114.92V
6	**3A**	15.233W	81.101%	0.517
	5.078V	18.783W		114.91V

230V

Test #	5VSB	DC/AC (Watts)	Efficiency	PF/AC Volts
1	**0.045A**	0.228W	63.048%	0.007
	5.069V	0.362W		229.88V
2	**0.09A**	0.456W	69.948%	0.013
	5.069V	0.653W		229.89V
3	**0.55A**	2.788W	81.746%	0.065
	5.07V	3.411W		229.89V
4	**1A**	5.072W	83.228%	0.114
	5.071V	6.094W		229.88V
5	**1.5A**	7.61W	83.481%	0.164
	5.073V	9.115W		229.88V
6	**3A**	15.233W	83.03%	0.286
	5.078V	18.346W		229.88V

Protection Features

OCP (Normal @ 27.6°C)	12V: 102.00A (122.45%), 11.989V 5V: 35A (140.00%), 5.069V 3.3V: 34.6A (138.40%), 3.365V 5VSB: 4.7A (134.29%), 5.079V
OCP (Hot @ 45.3°C)	12V: 103.20A (123.89%), 11.985V 5V: 35.3A (141.20%), 5.064V 3.3V: 34.6A (138.40%), 3.361V 5VSB: 4.6A (131.43%), 5.069V
OPP (Normal @ 27.6°C)	1209.03W (120.90%)
OPP (Hot @ 43.3°C)	1209.06W (120.91%)
OTP	✓ (106°C @ Secondary Side)
SCP	12V to Earth: ✓ 5V to Earth: ✓ 3.3V to Earth: ✓ 5VSB to Earth: ✓
PWR_OK	Proper Operation
NLO	✓
Fan Failure Protection	✓
SIP	Surge: MOV Inrush: NTC & Bypass Relay

Supplementary Tests (For Reference)

Typical Load Tests

115V

Test	12V	5V	3.3V	5VSB	DC/AC (Watts)	Efficiency	Fan Speed (RPM)	PSU Noise (dB[A])	Temps (In/Out)	PF/AC Volts
10%	**6.500A**	**1.965A**	**1.94A**	**0.987A**	99.976	88.834%	0	<6.0	49.39°C	0.889
	12.059V	5.088V	3.401V	5.067V	112.54				40.04°C	114.89V

Test	12V	5V	3.3V	5VSB	DC/AC (Watts)	Efficiency	Fan Speed (RPM)	PSU Noise (dB[A])	Temps (In/Out)	PF/AC Volts
20%	**14.026A**	**2.95A**	**2.913A**	**1.186A**	199.923	92.067%	0	<6.0	51.44°C	0.991
	12.051V	5.084V	3.398V	5.059V	217.149				40.51°C	114.85V
30%	**21.911A**	**3.444A**	**3.402A**	**1.386A**	299.969	92.942%	0	<6.0	53.35°C	0.994
	12.045V	5.081V	3.395V	5.051V	322.763				41.13°C	114.82V
40%	**29.765A**	**3.939A**	**3.891A**	**1.586A**	399.479	92.956%	0	<6.0	56.05°C	0.995
	12.037V	5.078V	3.392V	5.043V	429.752				41.52°C	114.79V
50%	**37.360A**	**4.928A**	**4.87A**	**1.788A**	499.206	92.593%	0	<6.0	58.8°C	0.995
	12.010V	5.073V	3.388V	5.034V	539.146				42.44°C	114.75V
60%	**44.989A**	**5.918A**	**5.85A**	**1.989A**	599.754	91.893%	478	6.2	42.54°C	0.997
	12.002V	5.07V	3.385V	5.027V	652.654				54.25°C	114.71V
70%	**52.482A**	**6.907A**	**6.83A**	**2.191A**	699.479	90.924%	578	11.8	43.16°C	0.998
	12.011V	5.068V	3.383V	5.02V	769.304				54.36°C	114.68V
80%	**60.118A**	**7.897A**	**7.812A**	**2.295A**	799.495	90.257%	716	20.3	43.61°C	0.998
	12.003V	5.064V	3.379V	5.011V	885.522				55.64°C	114.64V
90%	**68.110A**	**8.395A**	**8.292A**	**2.399A**	899.296	89.29%	1010	31.1	44.67°C	0.998
	11.992V	5.061V	3.376V	5.003V	1007.271				57.43°C	114.6V
100%	**75.898A**	**8.894A**	**8.803A**	**3.003A**	999.308	88.57%	1197	36.1	45.61°C	0.998
	11.985V	5.059V	3.374V	4.995V	1128.051				57.68°C	114.56V
110%	**83.625A**	**9.889A**	**9.88A**	**3.008A**	1099.933	87.797%	1353	39.3	46.37°C	0.998
	11.977V	5.055V	3.371V	4.986V	1253.03				58.56°C	114.52V
CL1	**0.116A**	**17.868A**	**17.675A**	**0A**	151.296	84.576%	667	18.5	40.86°C	0.988
	12.044V	5.053V	3.373V	5.051V	178.899				54.61°C	114.86V
CL2	**0.115A**	**24.687A**	**0A**	**0A**	126.238	83.437%	695	19.4	40.56°C	0.928
	12.052V	5.057V	3.385V	5.057V	151.303				51.22°C	114.86V
CL3	**0.115A**	**0A**	**24.469A**	**0A**	83.898	78.14%	725	20.7	40.39°C	0.882
	12.054V	5.066V	3.372V	5.058V	107.378				49.74°C	114.89V
CL4	**83.355A**	**0A**	**0A**	**0A**	999.897	89.274%	991	30.4	45.27°C	0.997
	11.995V	5.074V	3.384V	4.998V	1121.162				52.69°C	114.57V

The results above are not used in the certification process

230V

Test	12V	5V	3.3V	5VSB	DC/AC (Watts)	Efficiency	Fan Speed (RPM)	PSU Noise (dB[A])	Temps (In/Out)	PF/AC Volts
10%	**6.502A**	**1.962A**	**1.94A**	**0.987A**	99.996	90.085%	0	<6.0	47.32°C	0.746
	12.058V	5.096V	3.402V	5.065V	111.017				40.49°C	229.88V
20%	**14.028A**	**2.946A**	**2.913A**	**1.187A**	199.952	93.062%	0	<6.0	48.17°C	0.89
	12.050V	5.092V	3.399V	5.057V	214.86				40.64°C	229.86V
30%	**21.915A**	**3.439A**	**3.401A**	**1.387A**	300.002	93.957%	0	<6.0	50.1°C	0.921
	12.044V	5.089V	3.396V	5.049V	319.309				41.4°C	229.85V
40%	**29.773A**	**3.933A**	**3.89A**	**1.587A**	399.566	94.174%	0	<6.0	50.35°C	0.935
	12.036V	5.086V	3.394V	5.041V	424.296				41.55°C	229.83V
50%	**37.368A**	**4.92A**	**4.868A**	**1.789A**	499.287	94.09%	0	<6.0	53.81°C	0.943
	12.009V	5.082V	3.39V	5.032V	530.676				42.39°C	229.81V
60%	**45.017A**	**5.907A**	**5.846A**	**1.99A**	599.821	93.224%	477	6.2	42.88°C	0.964
	11.996V	5.079V	3.387V	5.026V	643.692				51.13°C	229.79V
70%	**52.495A**	**6.895A**	**6.827A**	**2.192A**	699.529	92.887%	578	11.8	43.33°C	0.973
	12.009V	5.077V	3.384V	5.018V	753.049				51.21°C	229.78V
80%	**60.125A**	**7.883A**	**7.808A**	**2.295A**	799.53	92.535%	721	20.6	44.7°C	0.977
	12.002V	5.073V	3.381V	5.01V	864.147				52.06°C	229.76V
90%	**68.119A**	**8.38A**	**8.288A**	**2.399A**	899.309	91.88%	873	26.7	45.27°C	0.98
	11.991V	5.07V	3.378V	5.002V	978.754				52.82°C	229.74V
100%	**75.905A**	**8.878A**	**8.798A**	**3.004A**	999.339	91.422%	1162	35.3	45.52°C	0.983
	11.984V	5.068V	3.376V	4.994V	1093.173				52.9°C	229.72V
110%	**83.636A**	**9.872A**	**9.875A**	**3.009A**	1099.963	90.937%	1353	39.3	46°C	0.985
	11.976V	5.064V	3.372V	4.985V	1209.581				53.64°C	229.7V
CL1	**0.116A**	**17.842A**	**17.671A**	**0A**	151.3	85.552%	667	18.5	43.35°C	0.867
	12.044V	5.06V	3.373V	5.05V	176.846				58.92°C	229.87V
CL2	**0.115A**	**24.651A**	**0A**	**0A**	126.243	84.347%	687	19.1	42.72°C	0.843
	12.051V	5.065V	3.386V	5.057V	149.67				57.95°C	229.87V
CL3	**0.115A**	**0A**	**24.462A**	**0A**	83.9	79.094%	727	20.8	41.66°C	0.737
	12.053V	5.072V	3.373V	5.057V	106.049				54.26°C	229.88V

Test	12V	5V	3.3V	5VSB	DC/AC (Watts)	Efficiency	Fan Speed (RPM)	PSU Noise (dB[A])	Temps (In/Out)	PF/AC Volts
CL4	**83.364A**	**0A**	**0A**	**0A**	999.911	92.01%	990	30.4	45.54°C	0.983
	11.994V	5.081V	3.385V	4.997V	1086.79				49.66°C	229.72V

The results above are not used in the certification process

Light Load Tests

115V

Test	12V	5V	3.3V	5VSB	DC/AC (Watts)	Efficiency	Fan Speed (RPM)	PSU Noise (dB[A])	Temps (In/Out)	PF/AC Volts
20W	**1.230A**	**0.491A**	**0.485A**	**0.197A**	19.992	66.449%	0	<6.0	46.98°C	0.737
	12.067V	5.093V	3.401V	5.073V	30.095				36.03°C	114.92V
40W	**2.708A**	**0.687A**	**0.679A**	**0.296A**	39.989	76.737%	0	<6.0	45.48°C	0.802
	12.066V	5.093V	3.403V	5.072V	52.119				37.76°C	114.91V
60W	**4.188A**	**0.884A**	**0.872A**	**0.394A**	59.988	84.667%	0	<6.0	46.61°C	0.824
	12.063V	5.091V	3.404V	5.07V	70.86				38.02°C	114.9V
80W	**5.664A**	**1.08A**	**1.066A**	**0.493A**	79.926	87.482%	0	<6.0	48.05°C	0.86
	12.060V	5.09V	3.403V	5.069V	91.351				39.04°C	114.89V

The results above are not used in the certification process

230V

Test	12V	5V	3.3V	5VSB	DC/AC (Watts)	Efficiency	Fan Speed (RPM)	PSU Noise (dB[A])	Temps (In/Out)	PF/AC Volts
20W	**1.230A**	**0.49A**	**0.485A**	**0.197A**	19.999	67.74%	0	<6.0	41.84°C	0.406
	12.065V	5.101V	3.402V	5.071V	29.578				36.02°C	229.89V
40W	**2.710A**	**0.686A**	**0.679A**	**0.296A**	39.998	77.011%	0	<6.0	42.73°C	0.553
	12.064V	5.1V	3.405V	5.069V	51.97				37.65°C	229.89V
60W	**4.189A**	**0.882A**	**0.872A**	**0.395A**	59.997	86.12%	0	<6.0	45.06°C	0.642
	12.062V	5.099V	3.405V	5.068V	69.672				38.54°C	229.88V
80W	**5.665A**	**1.079A**	**1.066A**	**0.493A**	79.943	88.881%	0	<6.0	42.39°C	0.702
	12.059V	5.098V	3.404V	5.067V	89.939				39.26°C	229.88V

The results above are not used in the certification process

Ripple Measurements

115V

Test	12V	5V	3.3V	5VSB	Pass/Fail
10% Load	16.01mV	13.59mV	13.86mV	13.96mV	Pass
20% Load	15.04mV	12.31mV	13.04mV	12.69mV	Pass
30% Load	16.78mV	12.26mV	12.89mV	15.09mV	Pass
40% Load	18.93mV	12.46mV	11.97mV	13.56mV	Pass
50% Load	25.32mV	12.92mV	12.79mV	13.50mV	Pass
60% Load	19.85mV	13.59mV	13.35mV	15.19mV	Pass
70% Load	19.24mV	11.95mV	12.63mV	15.96mV	Pass
80% Load	23.02mV	13.28mV	13.61mV	16.52mV	Pass
90% Load	20.67mV	13.64mV	14.53mV	16.42mV	Pass
100% Load	25.79mV	14.90mV	15.60mV	18.39mV	Pass
110% Load	28.05mV	15.12mV	15.16mV	26.06mV	Pass
Crossload1	23.89mV	14.53mV	17.43mV	12.99mV	Pass
Crossload2	17.09mV	20.59mV	15.09mV	14.07mV	Pass
Crossload3	15.45mV	13.95mV	18.77mV	13.66mV	Pass
Crossload4	27.22mV	12.56mV	13.87mV	14.82mV	Pass

The results above are not used in the certification process

230V

Test	12V	5V	3.3V	5VSB	Pass/Fail
10% Load	15.25mV	13.84mV	13.35mV	13.45mV	Pass
20% Load	15.81mV	12.87mV	12.69mV	13.25mV	Pass
30% Load	17.29mV	13.90mV	13.61mV	15.19mV	Pass
40% Load	21.23mV	14.71mV	14.27mV	15.14mV	Pass
50% Load	21.28mV	14.46mV	15.30mV	16.37mV	Pass
60% Load	19.34mV	15.43mV	15.76mV	18.57mV	Pass

Test	12V	5V	3.3V	5VSB	Pass/Fail
70% Load	19.95mV	15.84mV	15.29mV	18.00mV	Pass
80% Load	23.64mV	15.74mV	16.42mV	18.26mV	Pass
90% Load	22.92mV	15.33mV	16.83mV	19.03mV	Pass
100% Load	28.08mV	17.99mV	17.33mV	21.61mV	Pass
110% Load	32.70mV	17.28mV	18.39mV	23.30mV	Pass
Crossload1	23.15mV	15.82mV	18.19mV	13.19mV	Pass
Crossload2	17.65mV	19.93mV	12.94mV	12.53mV	Pass
Crossload3	17.09mV	13.95mV	17.55mV	13.30mV	Pass
Crossload4	28.70mV	15.84mV	16.33mV	17.65mV	Pass

The results above are not used in the certification process

Corsair HX1000i Shift (ATX v3.1)

Top side

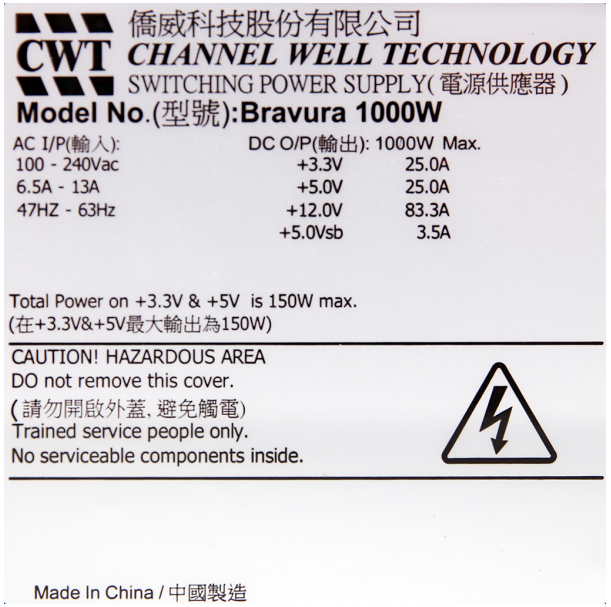

橋威科技股份有限公司
CWT CHANNEL WELL TECHNOLOGY
SWITCHING POWER SUPPLY(電源供應器)
Model No.(型號):Bravura 1000W

AC I/P(輸入):	DC O/P(輸出): 1000W Max.	
100 - 240Vac	+3.3V	25.0A
6.5A - 13A	+5.0V	25.0A
47HZ - 63Hz	+12.0V	83.3A
	+5.0Vsb	3.5A

Total Power on +3.3V & +5V is 150W max.
(在+3.3V&+5V最大輸出為150W)

CAUTION! HAZARDOUS AREA
DO not remove this cover.
(請勿開啟外蓋, 避免觸電)
Trained service people only.
No serviceable components inside.

Made In China / 中國製造

Power specifications label

All data and graphs included in this test report can be used by any individual on the following conditions:
› It should be mentioned that the test results are provided by Cybenetics
› The link to the original test results document should be provided in any case

Cybenetics runs voluntary certification programs for power supplies - ETA for efficiency, LAMBDA for noise and SAFE for safety and correct operation - and for cooling products, with DELTA for chassis soundproofing and PHI for fan airflow and static pressure. THETA rates cooler performance on AMD AM5 and Intel LGA1851 outside ISO 17065 and accreditation scope

CYBENETICS LTD Syrou 6, Latsia, 2231, Nicosia Cyprus

www.cybenetics.com - info@cybenetics.com