Corsair HX1200i (ATX v3.1) (#2)

AAR2A451M04C8Z

Lab ID CR12002733

Certification ID 252733

Test Result Report ID: 25PS2733A

Certificate Issue Date: Feb 7, 2025

Scheme: ETA-EMI PSU

115V



230V



Scheme: LAMBDA PSU

115V



230V





Outside Validation Scope



General Information

Test Equipment

Electronic Loads	Chroma 63601-5 x2 Chroma 63600-2 Chroma 63640-80-80 x10 Chroma 63610-80-20
AC Sources	Chroma 6530, APM SP300VAC4000W-P, GW Instek ASR-3500
Power Analyzers	Rohde & Schwarz HMC8015 & NPA701
Oscilloscopes	Picoscope 4444, Siglent SDS2104X PLUS
Sound Analyzer	Bruel & Kjaer 2270 G4
Microphone	Bruel & Kjaer Type 4955-A
Temperature Logger	Picoscope TC-08
Tachometer	UNI-T UT372
Multimeters	Keysight 34465A
EMI Analyzer	TekBox TBMR-110M-EU
Isolation Transformer	4kVA
UPS	FSP Champ Tower 3kVA, CyberPower OLS3000E 3kVA
Testing Methodology	Cybenetics PSU Test Protocol

DUT Information
(Non-accredited measurements)

Product Identification Details	
Brand	Corsair
Model	HX1200i (ATX v3.1) (#2)
OEM/ODM	CWT
Serial Number	AAR2A451M04C8Z
Product Specifications	
Manufacturer-Provided Information	
□□□□ (Vrms)	100-240

□□□□ (Arms)	7.5-15
□□□□ (Hz)	47-63
□□□□ (W)	1200
Operating Temperature (Continuous Full Load) (°C)	
□□	ATX12V
□□□□	Fully Modular
Warranty	-
Cybenetics Measurements	
Dimensions (W x H x D)	
Weight	
□□	140mm Fluid Dynamic Bearing Fan (NR140P)
□□□□□	✓
Cybenetics Testing Information	
Lab ID	CR12002733
Date of receipt	Jan 21, 2025
Testing Date	Feb 5, 2025
Report Issued Date	Feb 7, 2025
□□□□□	The unit has a -12V rail but the ATX connector is not wired to it.
Engineer Name	-
Authorized By the Laboratory Technical Manager	Aristeidis Bitziopoulos
Signature	

□□□□□
(Non-accredited measurements)

□□□□□				
□□	□□□□	□□□□□□	**Gauge**	In Cable Capacitors
ATX □□ 24 pin (610mm)	1	1	16-20AWG	□
4+4 pin EPS 12V □□ (650mm)	2	2	18AWG	□
6+2pin PCIe□□ (650mm)	5	5	16-18AWG	□
12+2 pin PCIe (650mm) (600W)	2	2	16-24AWG	□

SATA□□ (505mm+110mm+110mm+110mm)	2	8	18AWG	□
4-pin Molex (550mm+100mm+100mm)	2	6	18AWG	□
AC Power Cord (1365mm) - C13 coupler	1	1	16AWG	-
USB 2.0 (525mm)	1	1	-	-

Protection Features

Over Power Protection	✓
Over Current (+12V) Protection	✓
Over Temperature Protection	✓
Short Circuit Protection	✓
Surge Protection	✓
Inrush Current Protection	✓
Fan Failure Protection	✓

□□□□

□		3.3V	5V	12V	5VSB	-12V
□□□□	□□	25	25	100	3	0.3
	□	150		1200	15	3.6
□□□□□ (W)		1200				

Parts Description

General Data	
Manufacturer (OEM)	CWT
PCB Type	Double-Sided
Primary Side	
Transient Filter	6x Y caps, 3x X caps, 2x CM chokes, 1x MOV
Inrush Protection	2x NTC Thermistor SCK-075 (7 Ohm) & Relay
Bridge Rectifier(s)	2x Vishay LVB2560 (600V, 25A @ 105°C)
APFC MOSFETs	2x Infineon IPW60R099P6 (600V, 24A @ 100°C, Rds(on): 0.099Ohm)

APFC Boost Diode	2x Infineon IDH08G65C6 (650V, 8A @ 145°C)
Driver IC(s)	1x Texas Instruments UCC27324-Q1
Bulk Cap(s)	1x Nippon Chemi-Con (420V, 560uF, 2,000h @ 105°C, KMR) 2x Nippon Chemi-Con (420V, 470uF, 2,000h @ 105°C, KMZ)
Main Switchers	4x Alpha & Omega AOTF29S50 (500V, 18A @ 100°C, Rds(on): 0.15Ohm)
Driver IC(s)	2x Texas Instruments UCC27324-Q1
Digital Controllers	2x Texas Instruments UCD3138A & Sync Power SPN5001 (no load cosumption)
MCU	Microchip PIC32MM0064GPM036
Topology	Primary side: Semi-Digital, Interleaved PFC, Full-Bridge & LLC converter Secondary side: Synchronous Rectification & DC-DC converters
Secondary Side	
+12V MOSFETs	8x Vishay SiR626DP (60V, 100A @ 70°C, Rds(on): 1.7mOhm)
5V & 3.3V	DC-DC Converters: 8x Ubiq QM3054M (30V, 57A @ 100°C, 5.5mΩ) PWM Controller: uPI-Semi uP3861P
Filtering Capacitors	Electrolytic: 4x Nichicon (4,000h @ 105°C, HD), 4x Rubycon (4-10,000h @ 105°C, YXF), 6x Rubycon (6-10,000h @ 105°C, ZLH), 2x Rubycon (4-10,000h @ 105°C, YXJ) Polymer: 8x Nippon Chemi-Con, 37x FPCAP
Supervisor IC	Weltrend WT7502R (OVP, UVP, SCP, PG)
Fan Controller	Microchip PIC32MM0064GPM036
Fan Model	Corsair NR140P (140mm, 12V, 0.22A, Fluid Dynamic Bearing Fan)
5VSB Circuit	
Rectifier	1x Silan SVF4N65RD (650V, 2.5A @ 100°C, Rds(on): 2.7 Ohm) FET & 1x PS1045L SBR (45V, 10A)
Standby PWM Controller	On Bright OB5282CP

Test Results

Temperature & Compliance Info

□□□□ (°C /°F)	28-32 / 82.4-89.6
□□ ErP Lot3/6□□	✓
□□ (EU) No 617/2013□□	✓
ALPM (Alternative Low Power Mode) compatible	✓
ATX v3.1 PSU Power Excursion	✓

Performance Summary

115V

Accredited	
□□□□ (>1450 load combinations)	89.959%
Average Noise Output (>1450 Load Combinations)	19.80dBA
PF□□□ (>1450 Load Combinations)	0.995
Efficiency With 10W (≤500W) or 2% (>500W) Load	72.230%
□□□□□□	0.0268W
Non-Accredited	
12V Ripple (Full Load)	30.60mV
5V Ripple (Full Load)	17.41mV
3.3V Ripple (Full Load)	18.34mV
5VSB Ripple (Full Load)	11.53mV
12V Load Regulation	0.34%
5V Load Regulation	0.40%
3.3V Load Regulation	0.51%
5VSB Load Regulation	1.20%
Inrush Current	12.170A

230V

Accredited		
□□□□ (>1450 load combinations)		91.776%
Average Noise Output (>1450 Load Combinations)		19.88dBA
PF□□□ (>1450 Load Combinations)		0.959
Efficiency With 10W (≤500W) or 2% (>500W) Load		72.955%
□□□□□□		0.0977W
Non-Accredited		
12V Ripple (Full Load)		31.84mV
5V Ripple (Full Load)		17.78mV
3.3V Ripple (Full Load)		17.39mV
5VSB Ripple (Full Load)		10.98mV
12V Load Regulation		0.38%
5V Load Regulation		0.42%
3.3V Load Regulation		0.57%
5VSB Load Regulation		1.26%
Inrush Current		24.700A
12V Transient Response (200%)		11.11V
5V Transient Response (200%)		4.897V
3.3V Transient Response (200%)		3.143V
5VSB Transient Response (200%)		4.868V
□□□□ & PG□□		25.60ms
AC Loss to PWR_OK Hold Up Time		21.60ms
PWR_OK Inactive to DC Loss Delay		4.00ms
PSU Timings: T1 (20% / 100%)	84.0ms	65.0ms
PSU Timings: T3 (20% / 100%)	136.0ms	135.0ms
12V OCP (27.2°C / 41.3°C)	124.60A (124.60%), 12.009V	123.00A (123.00%), 12.020V
5V OCP (27.2°C / 41.3°C)	34.7A (138.80%), 5.031V	34.6A (138.40%), 5.034V
3.3V OCP (27.2°C / 41.3°C)	34.6A (138.40%), 3.33V	34.6A (138.40%), 3.331V
5VSB OCP (27.2°C / 41.3°C)	5.5A (183.33%), 4.881V	5.5A (183.33%), 4.874V
OPP (27.90°C / 42.08°C)	121.23%	121.23%

□□□□ & PG□□

Hold-Up Time (ms)	25.6
AC Loss to PWR_OK Hold Up Time (ms)	21.6
PWR_OK Inactive to DC Loss Delay (ms)	4

□□□□

Tables

115V

Detailed Results						
	Average	Min	Limit Min	Max	Limit Max	Result
Mains Voltage RMS:	114.85 V	114.80 V	113.85 V	114.90 V	116.15 V	PASS
Mains Frequency:	60.00 Hz	59.98 Hz	59.40 Hz	60.01 Hz	60.60 Hz	PASS
Mains Voltage CF:	1.421	1.419	1.340	1.424	1.490	PASS
Mains Voltage THD:	0.15 %	0.10 %	N/A	0.28 %	2.00 %	PASS
Real Power:	0.027 W	0.024 W	N/A	0.029 W	N/A	N/A
Apparent Power:	14.548 W	14.527 W	N/A	14.567 W	N/A	N/A
Power Factor:	0.002	N/A	N/A	N/A	N/A	N/A

230V

Detailed Results						
	Average	Min	Limit Min	Max	Limit Max	Result
Mains Voltage RMS:	229.87 V	229.78 V	227.70 V	229.94 V	232.30 V	PASS
Mains Frequency:	50.00 Hz	49.99 Hz	49.50 Hz	50.01 Hz	50.50 Hz	PASS
Mains Voltage CF:	1.419	1.418	1.340	1.421	1.490	PASS
Mains Voltage THD:	0.14 %	0.10 %	N/A	0.20 %	2.00 %	PASS
Real Power:	0.098 W	0.071 W	N/A	0.122 W	N/A	N/A
Apparent Power:	48.803 W	48.757 W	N/A	48.846 W	N/A	N/A

Power Factor:	0.002	N/A	N/A	N/A	N/A	N/A

□□□□□□

115V

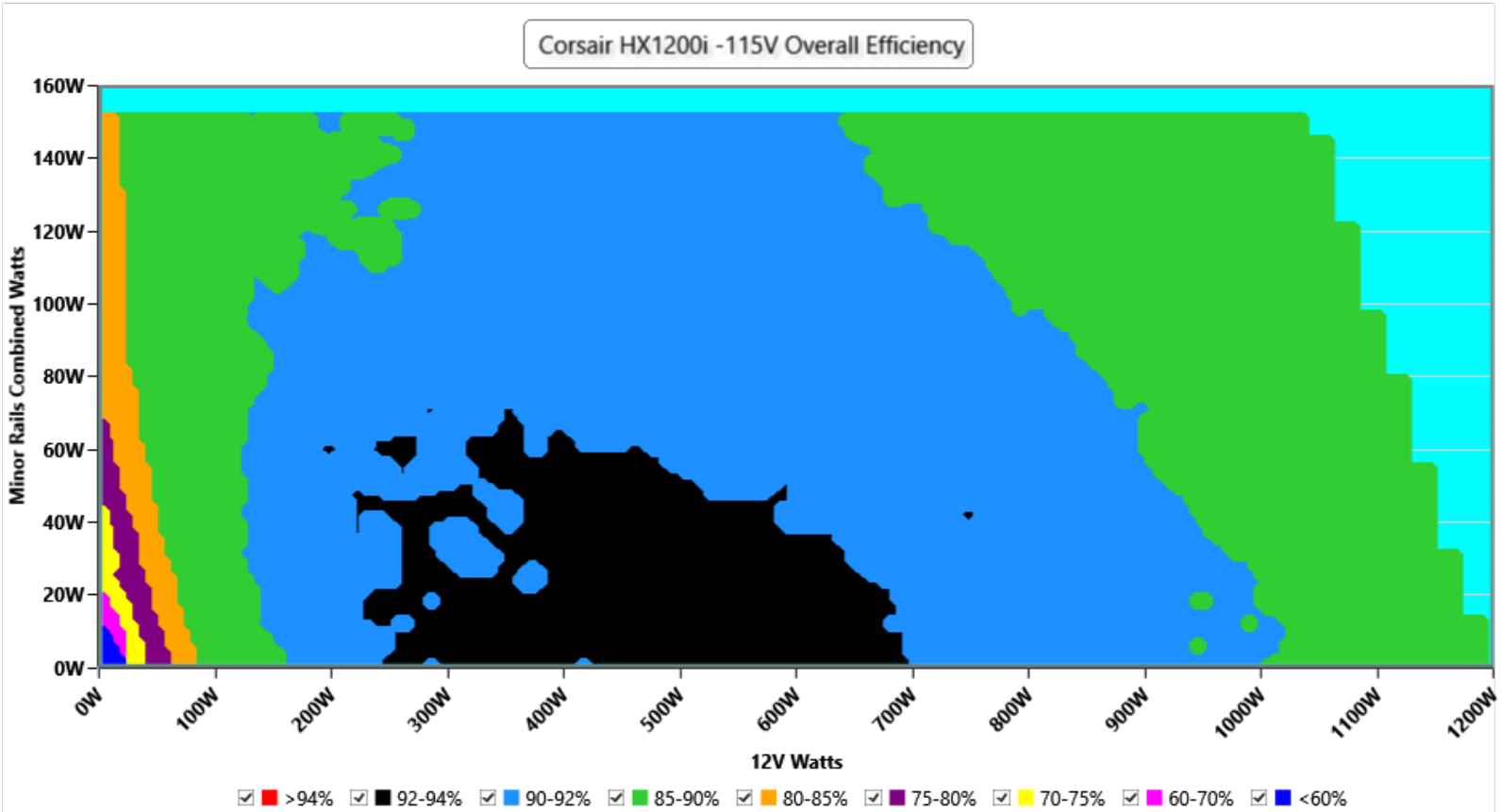

□□

This graph depicts the PSU`s efficiency throughout its entire operational range. For the generation of the efficiency and noise graphs we set our loaders to auto mode through our custom-made software before trying thousands of possible load combinations

230V

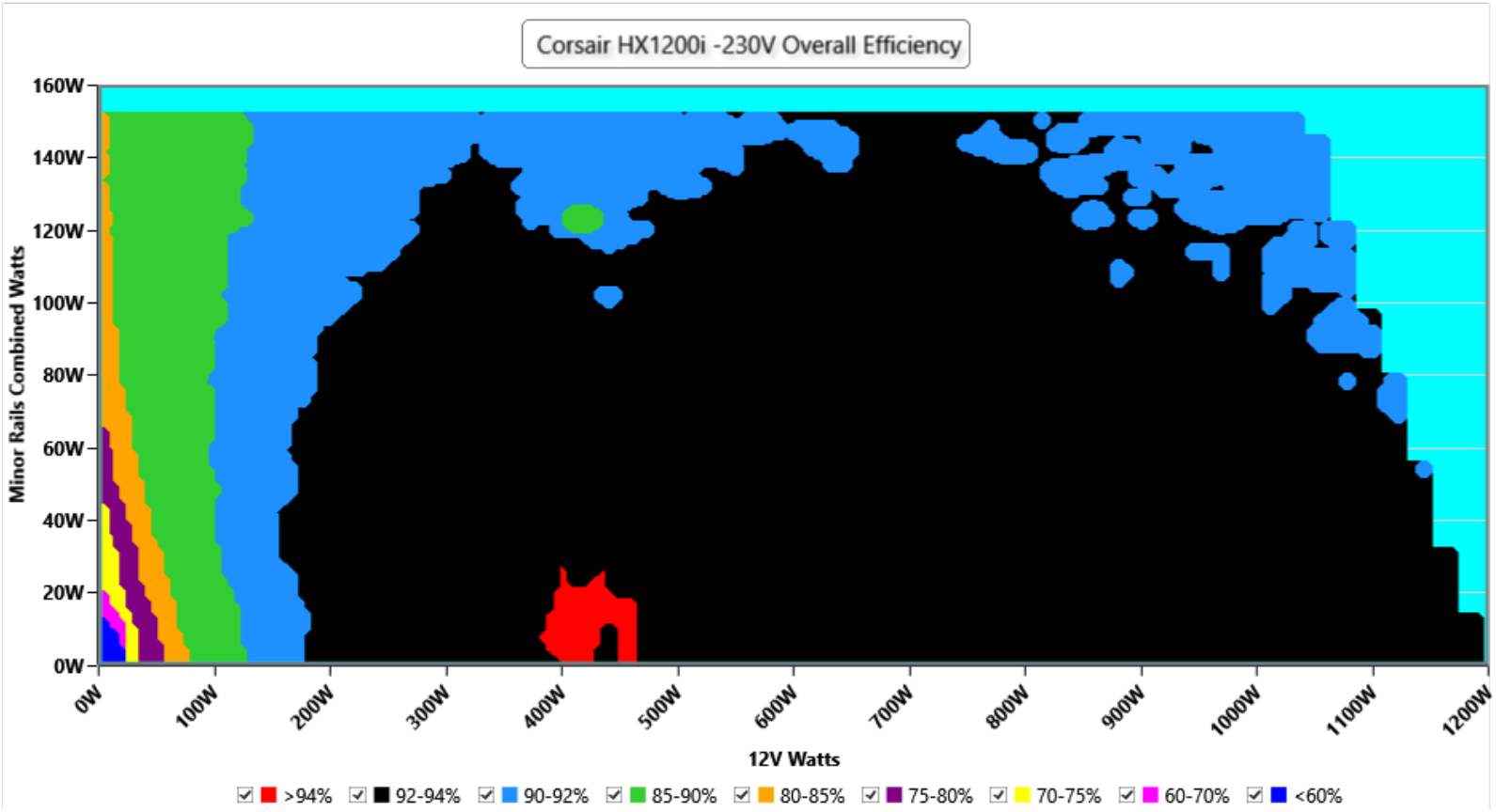

This graph depicts the PSU`s efficiency throughout its entire operational range. For the generation of the efficiency and noise graphs we set our loaders to auto mode through our custom-made software before trying thousands of possible load combinations

□□□□□

115V

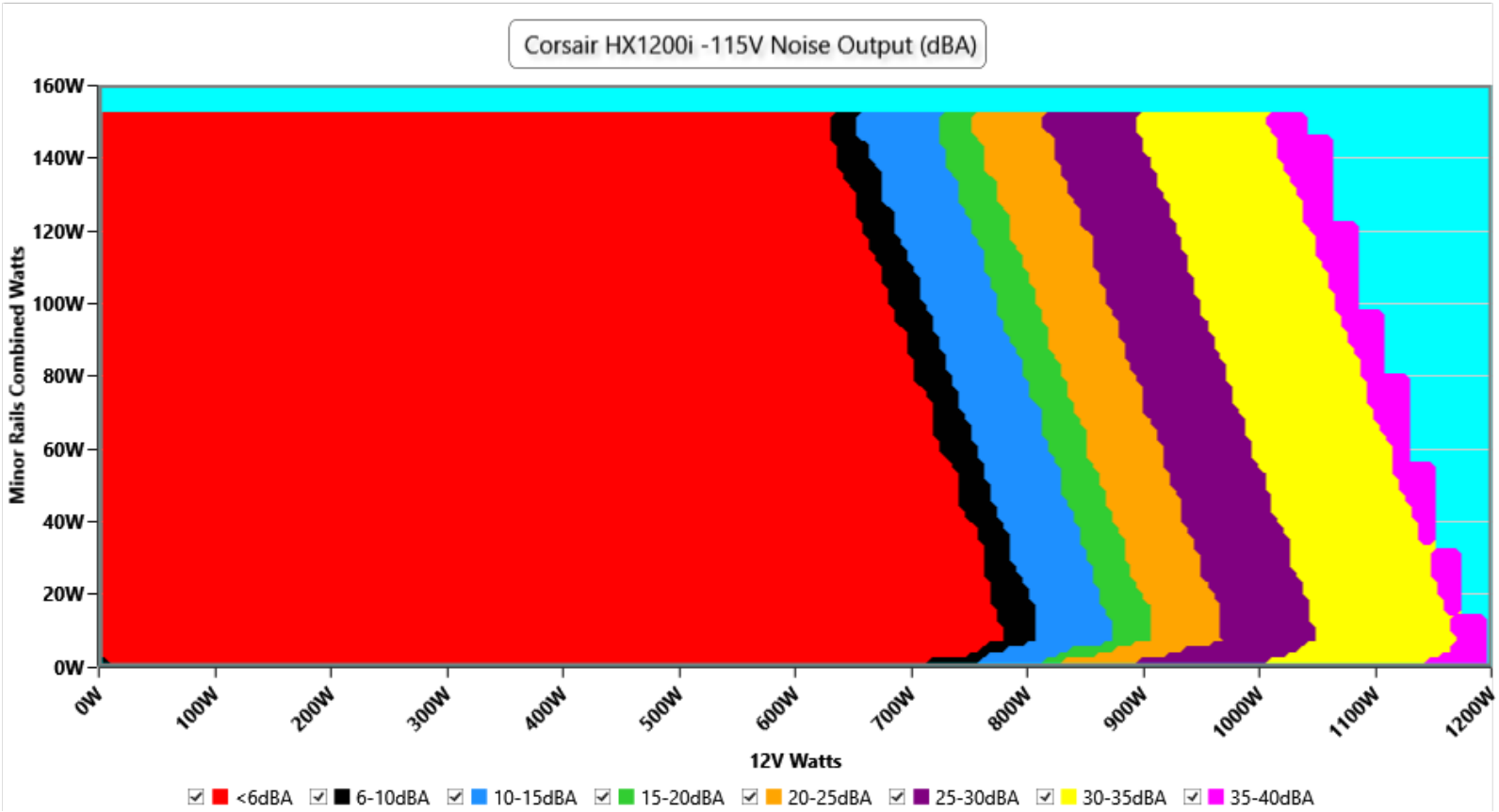

□□

The PSU`s noise in its entire operational range and under 30-32 °C ambient is depicted in this graph. The X axis represents the load on the +12V rail(s) while the Y axis is the load on the minor rails

230V

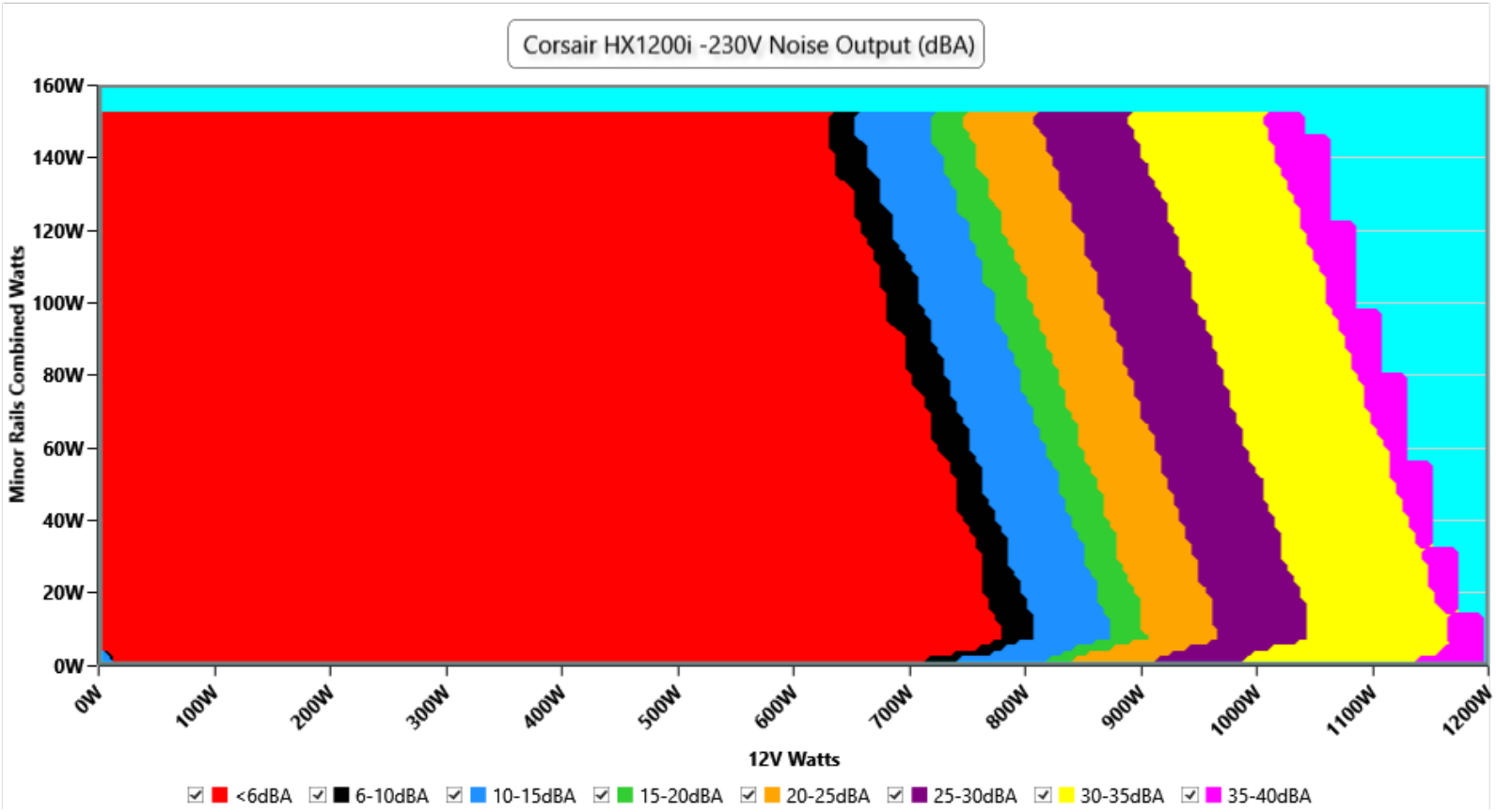

The PSU`s noise in its entire operational range and under 30-32 °C ambient is depicted in this graph. The X axis represents the load on the +12V rail(s) while the Y axis is the load on the minor rails

Noise under high ambient temperature (indicative)

115V

Load	Normal ambient fan · noise · intake	High ambient fan · noise · intake	Noise change
10%	0 RPM · <6.0 dB(A) · 37.7 °C	0 RPM · <6.0 dB(A) · 48.1 °C	fan off in both
20%	0 RPM · <6.0 dB(A) · 39.1 °C	0 RPM · <6.0 dB(A) · 50.5 °C	fan off in both
50%	0 RPM · <6.0 dB(A) · 43.6 °C	0 RPM · <6.0 dB(A) · 58.2 °C	fan off in both
100%	1214 RPM · 36.1 dB(A) · 30.6 °C	1226 RPM · 36.3 dB(A) · 45.7 °C	**+0.2 dB(A)**

230V

Load	Normal ambient fan · noise · intake	High ambient fan · noise · intake	Noise change
10%	0 RPM · <6.0 dB(A) · 33.1 °C	0 RPM · <6.0 dB(A) · 51.3 °C	fan off in both
20%	0 RPM · <6.0 dB(A) · 35.6 °C	0 RPM · <6.0 dB(A) · 50.0 °C	fan off in both
50%	0 RPM · <6.0 dB(A) · 36.0 °C	0 RPM · <6.0 dB(A) · 55.3 °C	fan off in both
100%	1209 RPM · 36.0 dB(A) · 31.0 °C	1391 RPM · 39.1 dB(A) · 45.2 °C	**+3.1 dB(A)**

INFO

Fan speed, noise and the measured intake temperature at 10, 20, 50 and 100 % load, from the two load regulation tests: at normal ambient (about 30-32 °C) and at high ambient (about 40-47 °C). These are stabilized readings at fixed loads, not averages over the certification sweep, so they are indicative of how the fan behaves when it is hot. "<6.0" is the floor of our sound meter: the fan is stopped or too quiet to measure (the fan speed column says which); with the fan stopped, the intake sensor can read higher than the chamber air.

Informational. Not part of the ETA or LAMBDA rating.

Indicative Performance

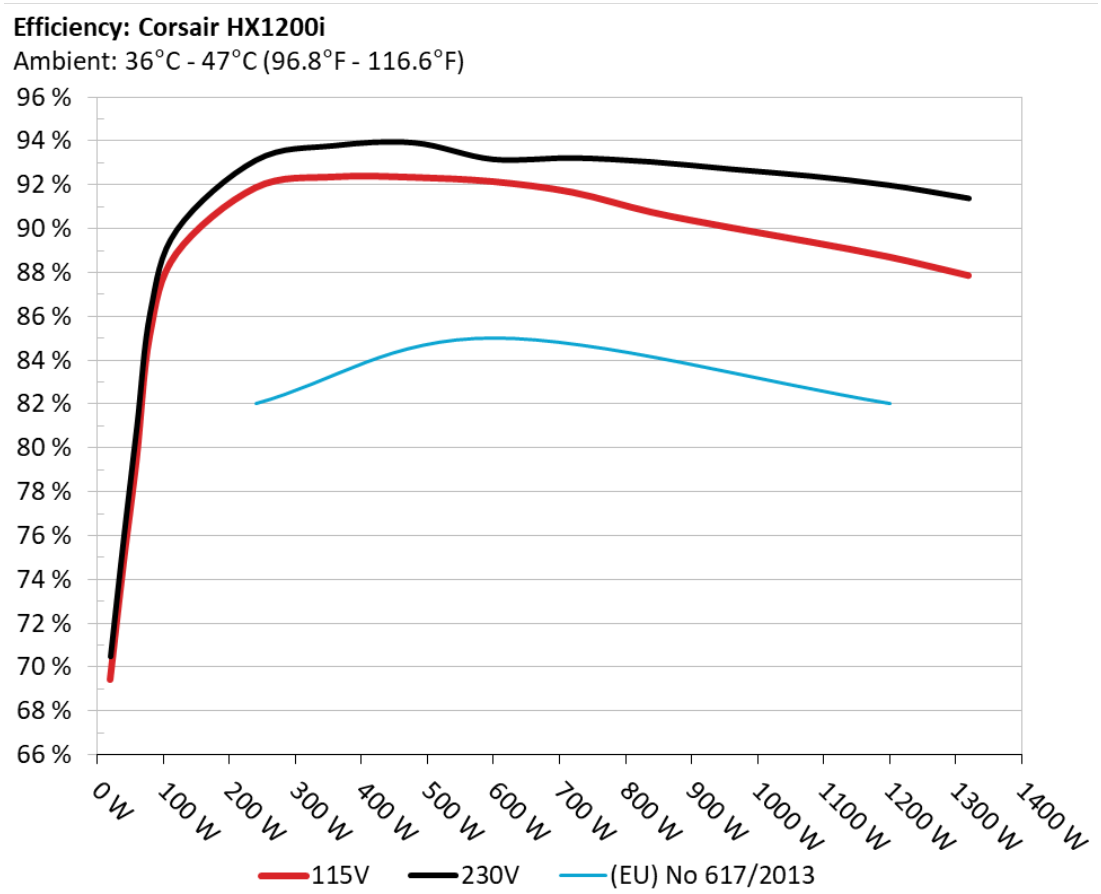

The PSU`s efficiency under high ambient temperatures with 115V and 230V input. For this graph the results of the 10-110% load regulation table are used

5Vsb□□□□

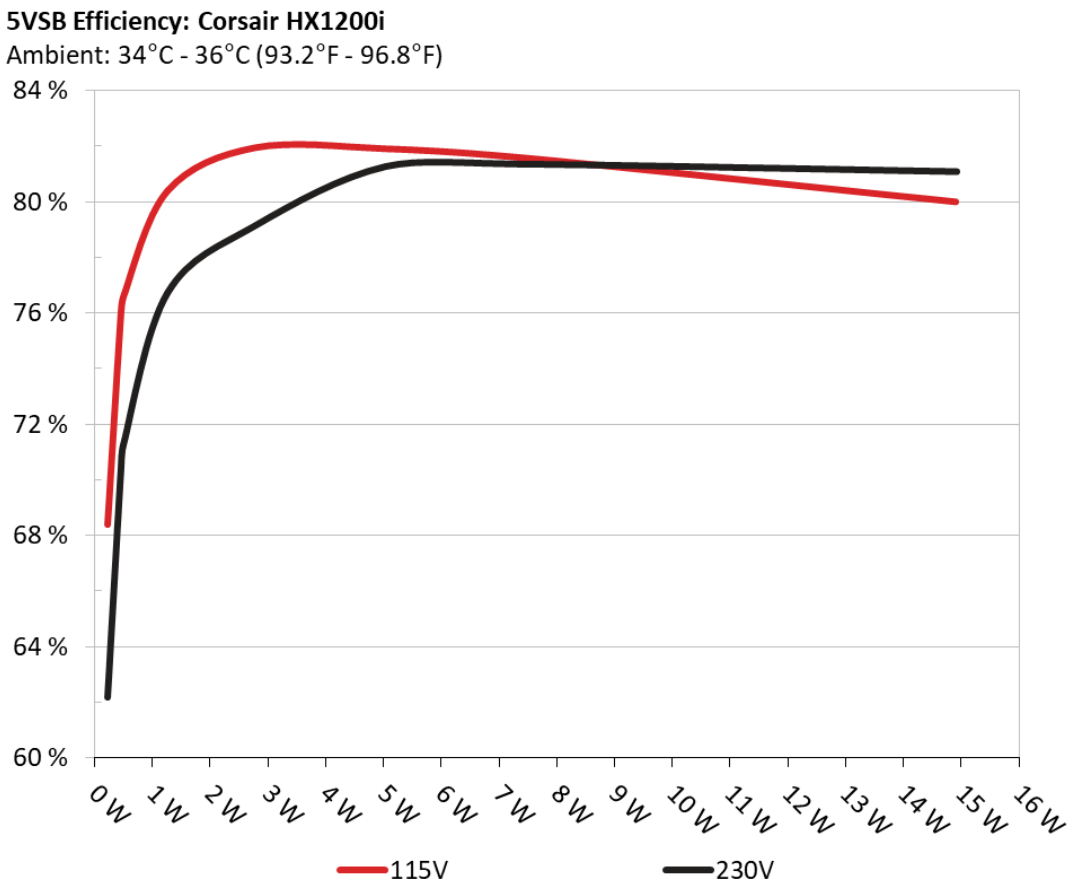

□□

This graph depicts the efficiency levels of the 5VSB rail with 115V and 230V input

□□□□ □□ 5Vsb □□ (ErP Lot3/6 & CEC)

115V

□□ #	5VSB	DC/AC (□)	□□	PF/AC □□
1	**0.045A**	0.228W	68.392%	0.023
	5.072V	0.332W		114.85V
2	**0.09A**	0.456W	75.898%	0.041
	5.071V	0.601W		114.85V
3	**0.55A**	2.781W	81.948%	0.208
	5.055V	3.393W		114.84V
4	**1A**	5.04W	81.911%	0.323
	5.039V	6.153W		114.84V
5	**1.5A**	7.535W	81.561%	0.406
	5.022V	9.238W		114.85V
6	**3.001A**	14.914W	80%	0.52
	4.971V	18.642W		114.84V

230V

□□ #	5VSB	DC/AC (□)	□□	PF/AC □□
1	**0.045A**	0.228W	62.185%	0.007
	5.073V	0.365W		229.84V
2	**0.09A**	0.456W	70.277%	0.013
	5.071V	0.649W		229.84V
3	**0.55A**	2.781W	79.161%	0.07
	5.056V	3.513W		229.83V
4	**1A**	5.04W	81.29%	0.12
	5.04V	6.2W		229.83V
5	**1.5A**	7.536W	81.372%	0.173
	5.023V	9.261W		229.83V
6	**3A**	14.918W	81.105%	0.295
	4.973V	18.394W		229.83V

Protection Features

OCP (Normal @ 27.2°C)	12V: 124.6A (124.6%), 12.009V 5V: 34.7A (138.8%), 5.031V 3.3V: 34.6A (138.4%), 3.33V 5VSB: 5.5A (183.33%), 4.881V
OCP (Hot @ 41.3°C)	12V: 123A (123%), 12.02V 5V: 34.6A (138.4%), 5.034V 3.3V: 34.6A (138.4%), 3.331V 5VSB: 5.5A (183.33%), 4.874V
OPP (Normal @ 27.9°C)	1454.72W (121.23%)
OPP (Hot @ 42.1°C)	1454.74W (121.23%)
OTP	✓ (112°C @ Secondary Side)
SCP	12V to Earth: ✓ 5V to Earth: ✓ 3.3V to Earth: ✓ 5VSB to Earth: ✓
PWR_OK	Proper Operation
NLO	✓
Fan Failure Protection	✓
SIP	Surge: MOV Inrush: NTC & Bypass Relay

Supplementary Tests (For Reference)

10-110%□□□□

115V

□□	12V	5V	3.3V	5VSB	DC/AC (□)	□□	□□□□ (RPM)	□□□□□□□□ (dB[A])	□□ (□□ /□□)	PF/AC □□
10%	**8.152A**	**1.974A**	**1.971A**	**0.989A**	119.997	88.875%	0	<6.0	48.05°C	0.985
	12.070V	5.066V	3.349V	5.055V	135.073				40.03°C	114.82V

20%	**17.326A**	**2.962A**	**2.958A**	**1.188A**	239.957	91.886%	0	<6.0	50.48°C	0.992
	12.066V	5.063V	3.347V	5.05V	261.117				40.73°C	114.76V
30%	**26.786A**	**3.457A**	**3.452A**	**1.388A**	359.164	92.381%	0	<6.0	52.26°C	0.994
	12.063V	5.062V	3.346V	5.045V	388.71				41.23°C	114.72V
40%	**36.347A**	**3.952A**	**3.947A**	**1.588A**	479.531	92.36%	0	<6.0	54.34°C	0.998
	12.059V	5.06V	3.345V	5.039V	519.2				41.81°C	114.69V
50%	**45.526A**	**4.943A**	**4.936A**	**1.788A**	599.318	92.168%	0	<6.0	58.15°C	0.998
	12.055V	5.058V	3.343V	5.035V	650.241				42.22°C	114.64V
60%	**54.767A**	**5.934A**	**5.926A**	**1.988A**	719.837	91.68%	395	<6.0	42.68°C	0.999
	12.051V	5.056V	3.341V	5.03V	785.207				57.49°C	114.6V
70%	**63.949A**	**6.926A**	**6.919A**	**2.189A**	839.551	90.77%	610	13.1	43.23°C	0.999
	12.048V	5.054V	3.339V	5.025V	924.919				56.36°C	114.56V
80%	**73.220A**	**7.918A**	**7.912A**	**2.29A**	959.531	90.066%	837	24.6	43.96°C	0.998
	12.042V	5.051V	3.336V	5.022V	1065.37				56.36°C	114.51V
90%	**82.825A**	**8.416A**	**8.396A**	**2.392A**	1079.352	89.419%	1065	31.9	44.04°C	0.998
	12.036V	5.049V	3.335V	5.017V	1207.094				56.26°C	114.48V
100%	**92.242A**	**8.915A**	**8.911A**	**2.998A**	1199.302	88.731%	1226	36.3	45.69°C	0.998
	12.029V	5.047V	3.333V	5.005V	1351.659				56.23°C	114.42V
110%	**101.589A**	**9.911A**	**9.997A**	**2.999A**	1319.977	87.879%	1580	42.7	46.84°C	0.998
	12.025V	5.045V	3.331V	5.002V	1502.132				57.74°C	114.36V
CL1	**0.115A**	**17.895A**	**17.867A**	**0A**	151.27	84.126%	394	<6.0	43.51°C	0.988
	12.065V	5.046V	3.336V	5.106V	179.812				51.37°C	114.79V
CL2	**0.115A**	**24.759A**	**0A**	**0A**	126.233	82.589%	780	21.9	42.78°C	0.989
	12.067V	5.043V	3.341V	5.117V	152.841				48.65°C	114.81V
CL3	**0.115A**	**0A**	**24.705A**	**0A**	83.881	76.682%	761	20.8	41.91°C	0.978
	12.065V	5.061V	3.339V	5.071V	109.388				47.13°C	114.82V
CL4	**99.714A**	**0A**	**0A**	**0A**	1199.922	89.162%	1225	36.3	44.58°C	0.998
	12.033V	5.057V	3.341V	5.032V	1345.763				53.29°C	114.44V

The results above are not used in the certification process

230V

□□	12V	5V	3.3V	5VSB	DC/AC (□)	□□	□□□□ (RPM)	□□□□□□□ (dB[A])	□□ (□□ /□□)	PF/AC □□
10%	**8.150A**	**1.974A**	**1.97A**	**0.989A**	120.006	89.954%	0	<6.0	51.3°C	0.768
	12.073V	5.067V	3.35V	5.056V	133.397				40.07°C	229.81V
20%	**17.322A**	**2.962A**	**2.957A**	**1.188A**	239.968	93.143%	0	<6.0	49.99°C	0.94
	12.069V	5.064V	3.348V	5.051V	257.646				40.8°C	229.8V
30%	**26.783A**	**3.457A**	**3.451A**	**1.388A**	359.186	93.81%	0	<6.0	52.86°C	0.961
	12.065V	5.063V	3.347V	5.046V	382.889				41.28°C	229.77V
40%	**36.345A**	**3.952A**	**3.946A**	**1.588A**	479.565	93.942%	0	<6.0	53.88°C	0.972
	12.061V	5.061V	3.346V	5.04V	510.547				41.72°C	229.75V
50%	**45.525A**	**4.942A**	**4.935A**	**1.788A**	599.338	93.185%	0	<6.0	55.29°C	0.983
	12.056V	5.059V	3.344V	5.035V	643.168				42.39°C	229.73V
60%	**54.757A**	**5.933A**	**5.925A**	**1.988A**	719.848	93.248%	571	10.1	42.96°C	0.986
	12.054V	5.057V	3.342V	5.03V	771.96				52.05°C	229.71V
70%	**63.952A**	**6.926A**	**6.919A**	**2.189A**	839.582	93.068%	709	18.2	43.17°C	0.988
	12.047V	5.054V	3.339V	5.026V	902.132				51.71°C	229.68V
80%	**73.227A**	**7.918A**	**7.911A**	**2.29A**	959.585	92.737%	918	27.6	43.92°C	0.989
	12.041V	5.052V	3.337V	5.022V	1034.502				52.09°C	229.67V
90%	**82.831A**	**8.416A**	**8.395A**	**2.392A**	1079.386	92.423%	1128	33.3	44.44°C	0.991
	12.035V	5.05V	3.335V	5.018V	1167.67				52.44°C	229.65V
100%	**92.244A**	**8.915A**	**8.91A**	**2.998A**	1199.448	92.003%	1391	39.1	45.24°C	0.992
	12.030V	5.048V	3.333V	5.004V	1303.538				52.91°C	229.63V
110%	**101.587A**	**9.911A**	**9.997A**	**2.999A**	1320.038	91.404%	1747	44.8	45.55°C	0.993
	12.026V	5.045V	3.331V	5.002V	1443.956				53.35°C	229.61V
CL1	**0.117A**	**17.896A**	**17.867A**	**0A**	151.301	85.044%	395	<6.0	42.45°C	0.886
	12.064V	5.046V	3.335V	5.107V	177.92				51.99°C	229.8V
CL2	**0.115A**	**24.763A**	**0A**	**0A**	126.234	83.531%	782	22	42.71°C	0.748
	12.068V	5.042V	3.341V	5.117V	151.118				49.34°C	229.81V
CL3	**0.116A**	**0A**	**24.707A**	**0A**	83.894	77.839%	765	21	41.69°C	0.698
	12.068V	5.06V	3.339V	5.072V	107.79				52.6°C	229.82V

CL4	**99.697A**	**0A**	**0A**	**0A**	1199.958	92.408%	1232	36.6	45.5°C	0.992
	12.036V	5.057V	3.34V	5.032V	1298.597				51.96°C	229.63V

The results above are not used in the certification process

20-80□□□□□

115V

□□	12V	5V	3.3V	5VSB	DC/AC (□)	□□	□□□□ (RPM)	□□□□□□□□ (dB[A])	□□ (□□ /□□)	PF/AC □□
20W	**1.230A**	**0.494A**	**0.493A**	**0.197A**	20	69.436%	0	<6.0	39.04°C	0.799
	12.064V	5.065V	3.347V	5.065V	28.809				36.02°C	114.83V
40W	**2.708A**	**0.691A**	**0.69A**	**0.296A**	40.001	74.712%	0	<6.0	42.16°C	0.879
	12.068V	5.066V	3.348V	5.064V	53.543				37.75°C	114.82V
60W	**4.186A**	**0.888A**	**0.887A**	**0.395A**	60.002	79.516%	0	<6.0	44.61°C	0.964
	12.070V	5.067V	3.349V	5.063V	75.457				38.52°C	114.82V
80W	**5.660A**	**1.085A**	**1.084A**	**0.494A**	79.946	85.147%	0	<6.0	46.14°C	0.977
	12.071V	5.067V	3.35V	5.062V	93.9				39.55°C	114.81V

The results above are not used in the certification process

230V

□□	12V	5V	3.3V	5VSB	DC/AC (□)	□□	□□□□ (RPM)	□□□□□□□□ (dB[A])	□□ (□□ /□□)	PF/AC □□
20W	**1.231A**	**0.493A**	**0.493A**	**0.197A**	20.015	70.488%	0	<6.0	43.74°C	0.408
	12.076V	5.068V	3.35V	5.067V	28.394				36.59°C	229.83V
40W	**2.708A**	**0.691A**	**0.689A**	**0.296A**	40.01	75.926%	0	<6.0	44.35°C	0.571
	12.076V	5.069V	3.351V	5.066V	52.703				37.17°C	229.83V
60W	**4.184A**	**0.888A**	**0.886A**	**0.395A**	60.007	81.03%	0	<6.0	47.91°C	0.649
	12.076V	5.069V	3.352V	5.065V	74.056				38.68°C	229.82V
80W	**5.658A**	**1.085A**	**1.083A**	**0.494A**	79.957	86.195%	0	<6.0	48.51°C	0.694
	12.075V	5.068V	3.352V	5.063V	92.751				39.3°C	229.82V

The results above are not used in the certification process

□□□□

115V

Test	12V	5V	3.3V	5VSB	Pass/Fail
10% Load	16.16mV	12.88mV	12.67mV	8.01mV	Pass
20% Load	22.86mV	19.71mV	18.52mV	11.24mV	Pass
30% Load	19.85mV	16.83mV	16.57mV	10.57mV	Pass
40% Load	19.39mV	17.04mV	16.11mV	10.52mV	Pass
50% Load	21.23mV	16.73mV	16.01mV	10.06mV	Pass
60% Load	19.59mV	16.27mV	15.96mV	10.01mV	Pass
70% Load	19.79mV	16.11mV	15.55mV	10.78mV	Pass
80% Load	25.93mV	18.12mV	18.47mV	10.88mV	Pass
90% Load	22.30mV	18.06mV	17.75mV	11.19mV	Pass
100% Load	30.60mV	17.41mV	18.34mV	11.53mV	Pass
110% Load	29.15mV	17.64mV	19.26mV	11.47mV	Pass
Crossload1	21.91mV	19.61mV	19.67mV	10.69mV	Pass
Crossload2	21.12mV	22.53mV	16.47mV	10.21mV	Pass
Crossload3	19.90mV	16.11mV	20.01mV	10.57mV	Pass
Crossload4	28.46mV	15.82mV	16.32mV	10.43mV	Pass

The results above are not used in the certification process

230V

Test	12V	5V	3.3V	5VSB	Pass/Fail
10% Load	19.18mV	15.45mV	14.62mV	10.06mV	Pass
20% Load	16.57mV	14.68mV	13.80mV	8.72mV	Pass
30% Load	19.79mV	15.75mV	16.62mV	9.60mV	Pass
40% Load	18.41mV	14.83mV	14.52mV	9.23mV	Pass
50% Load	20.31mV	15.96mV	16.21mV	9.80mV	Pass
60% Load	20.61mV	16.37mV	16.32mV	9.29mV	Pass

Test	12V	5V	3.3V	5VSB	Pass/Fail
70% Load	18.26mV	13.09mV	13.34mV	8.67mV	Pass
80% Load	19.28mV	16.32mV	14.83mV	9.90mV	Pass
90% Load	20.41mV	15.19mV	15.90mV	10.11mV	Pass
100% Load	31.84mV	17.78mV	17.39mV	10.98mV	Pass
110% Load	30.06mV	19.33mV	18.13mV	12.30mV	Pass
Crossload1	22.56mV	20.41mV	19.08mV	10.55mV	Pass
Crossload2	20.51mV	23.04mV	15.65mV	10.47mV	Pass
Crossload3	19.49mV	14.98mV	19.80mV	10.62mV	Pass
Crossload4	27.29mV	16.22mV	16.83mV	10.27mV	Pass

The results above are not used in the certification process

Corsair HX1200i (ATX v3.1) (#2)

Top side

Power specifications label

本测试报告中包含的所有数据和图表均可在以下条件下由任何人使用：使用过程需提及测试结果由 Cybenetics提供。
在任何情况下都应提供原始测试结果文档的网站链接

Cybenetics 提供自愿性认证计划：电源方面有 ETA (效率)、 LAMBDA (噪声) 与 SAFE (安全与正确运行)；散热产品方面有 DELTA (机箱隔音) 与 PHI (风扇风量与静压)