Corsair RM1200e (ATX v3.1)

-

Lab ID CR12002739

Certification ID 252739

Test Result Report ID: 25PS2739A

Certificate Issue Date: Feb 17, 2025

Scheme: ETA-EMI PSU

115V 230V

Scheme: LAMBDA PSU

115V 230V

Outside Validation Scope

General Information

Test Equipment

Electronic Loads	Chroma 63601-5 x2 Chroma 63600-2 Chroma 63640-80-80 x10 Chroma 63610-80-20
AC Sources	Chroma 6530, APM SP300VAC4000W-P, GW Instek ASR-3500
Power Analyzers	Rohde & Schwarz HMC8015 & NPA701
Oscilloscopes	Picoscope 4444, Siglent SDS2104X PLUS
Sound Analyzer	Bruel & Kjaer 2270 G4
Microphone	Bruel & Kjaer Type 4955-A
Temperature Logger	Picoscope TC-08
Tachometer	UNI-T UT372
Multimeters	Keysight 34465A
EMI Analyzer	TekBox TBMR-110M-EU
Isolation Transformer	4kVA
UPS	FSP Champ Tower 3kVA, CyberPower OLS3000E 3kVA
Testing Methodology	Cybenetics PSU Test Protocol

DUT Information
(Non-accredited measurements)

Product Identification Details	
Brand	Corsair
Model	RM1200e (ATX v3.1)
OEM/ODM	HEC
Serial Number	-
Product Specifications	
Manufacturer-Provided Information	
□□□□ (Vrms)	100-240

□□□□ (Arms)	7.5-15
□□□□ (Hz)	47-63
□□□□ (W)	1200
Operating Temperature (Continuous Full Load) (°C)	0-50
□□	ATX12V
□□□□	Fully Modular
Warranty	10 years
Cybenetics Measurements	
Dimensions (W x H x D)	150mm x 85mm x 150mm
Weight	1.83 kg (4.03 lb)
□□	140mm Rifle Bearing Fan (HA1425H12SF-Z)
□□□□□	✓
Cybenetics Testing Information	
Lab ID	CR12002739
Date of receipt	Jan 21, 2025
Testing Date	Feb 14, 2025
Report Issued Date	Feb 17, 2025
Engineer Name	Georgios Theodoros Sarimpalas
Authorized By the Laboratory Technical Manager	Aristeidis Bitziopoulos
Signature	

□□□□□
(Non-accredited measurements)

□□□□□				
□□	□□□□	□□□□□□	**Gauge**	In Cable Capacitors
ATX □□ 24 pin (610mm)	1	1	16-20AWG	□
4+4 pin EPS 12V □□ (650mm)	2	2	18AWG	□
6+2pin PCIe□□ (650mm+150mm)	2	4	16-18AWG	□
6+2pin PCIe□□ (600mm)	2	2	16AWG	□
12+2 pin PCIe (650mm) (600W)	1	1	16-24AWG	□

SATA□□ (460mm+115mm+115mm+115mm)	1	4	18AWG	□
SATA□□ (500mm+100mm+100mm)	1	3	18AWG	□
4-pin Molex (450mm+100mm+100mm+100mm)	1	4	18AWG	□
AC Power Cord (1400mm) - C13 coupler	1	1	16AWG	-

Protection Features

Over Power Protection	✓
Over Current (+12V) Protection	✓
Over Temperature Protection	✓
Short Circuit Protection	✗
Surge Protection	✓
Inrush Current Protection	✓
Fan Failure Protection	✗

□□□□

□		3.3V	5V	12V	5VSB	-12V
□□□□	□□	20	20	100	3	0
	□	150		1200	15	0
□□□□□ (W)		1200				

Parts Description

General Data	
Manufacturer (OEM)	HEC
PCB Type	Double-Sided
Primary Side	
Transient Filter	4x Y caps, 3x X caps, 2x CM chokes, 1x MOV
Inrush Protection	NTC Thermistor SCK-20100 (10 Ohm @ 25°C) & Relay
Bridge Rectifier(s)	2x GBJ25L06 (600V, 25A @ 115°C)
APFC MOSFETs	2x Infineon IPW60R080P7 (650V, 23A @ 100°C, Rds(on): 0.080 Ohm)
APFC Boost Diode	1x CREE C6D10065A (650V, 10A @ 155°C)
Bulk Cap(s)	2x Nippon Chemi-con (400V, 470uF, 2,000h @ 105°C, KMW)

Main Switchers	2x Great Power GP47S60YERD (600V, 47A, Rds(on): 0.081 Ohm)
APFC Controller	Champion CM6500UNX & CM03AX (Remove Phantom Power)
Resonant Controller	Champion CM6901T6X
Topology	Primary side: APFC, Half-Bridge & LLC Resonant converter Secondary side: Synchronous Rectification & DC-DC converters
Secondary Side	
+12V MOSFETs	10x Pingwei PWC012N04ES (40V, 132A @ 100°C, Rds(on): 1.2 mOhm)
5V & 3.3V	DC-DC Converters: 4x Potens Semiconductor PDC3906X (30V, 51A @ 100°C, Rds(on): 5.5 mOhm) PWM Controller(s): 1x ANPEC APW7159C
Filtering Capacitors	Electrolytic: 2x Nippon Chemi-con (@ 105°C, W) 1x Nippon Chemi-con (2-5,000h @ 105°C, KZE) 1x Rubycon (3-6,000h @ 105°C, YXG) 1x Rubycon (4-10,000h @ 105°C, YXJ) 2x Rubycon (4-10,000h @ 105°C, YXF) 1x Rubycon (4-10,000h @ 105°C, YXH) Polymer: 28x Nippon Chemi-con
Supervisor IC	Weltrend WT7527RT (OCP, OVP, UVP, SCP, PG)
Fan Controller	Nuvoton M031FB0AE
Fan Model	Hong Hua HA1425H12SF-Z (140mm, 12V, 0.50A, Rifle Bearing Fan)
5VSB Circuit	
Rectifier	1x PS1060L SBR (60V, 10A)
Standby PWM Controller	Power Integrations TNY290PG

Test Results

Temperature & Compliance Info

□□□ (°C /°F)	28-32 / 82.4-89.6
□□ ErP Lot3/6□□	✓
□□ (EU) No 617/2013□□	✓
ALPM (Alternative Low Power Mode) compatible	✓
ATX v3.1 PSU Power Excursion	✓

Performance Summary

115V

Accredited	
□□□□ (>1450 load combinations)	89.002%
Average Noise Output (>1450 Load Combinations)	24.63dBA
PF□□□ (>1450 Load Combinations)	0.985
Efficiency With 10W (≤500W) or 2% (>500W) Load	62.306%
□□□□□□	0.0609W
Non-Accredited	
12V Ripple (Full Load)	40.45mV
5V Ripple (Full Load)	25.80mV
3.3V Ripple (Full Load)	25.33mV
5VSB Ripple (Full Load)	19.76mV
12V Load Regulation	0.69%
5V Load Regulation	0.54%
3.3V Load Regulation	0.67%
5VSB Load Regulation	1.95%
Inrush Current	16.352A

230V

Accredited	
□□□□ (>1450 load combinations)	91.232%
Average Noise Output (>1450 Load Combinations)	24.62dBA
PF□□□ (>1450 Load Combinations)	0.952
Efficiency With 10W (≤500W) or 2% (>500W) Load	63.246%
□□□□□□	0.1125W
Non-Accredited	
12V Ripple (Full Load)	41.11mV
5V Ripple (Full Load)	25.22mV
3.3V Ripple (Full Load)	25.49mV

5VSB Ripple (Full Load)		19.23mV
12V Load Regulation		0.75%
5V Load Regulation		0.58%
3.3V Load Regulation		0.76%
5VSB Load Regulation		1.95%
Inrush Current		32.765A
12V Transient Response (200%)		11.07V
5V Transient Response (200%)		4.833V
3.3V Transient Response (200%)		3.155V
5VSB Transient Response (200%)		4.852V
□□□□ & PG□□		19.50ms
AC Loss to PWR_OK Hold Up Time		17.10ms
PWR_OK Inactive to DC Loss Delay		2.40ms
PSU Timings: T1 (20% / 100%)	49.0ms	50.0ms
PSU Timings: T3 (20% / 100%)	125.0ms	124.0ms
12V OCP (27.6°C / 42.7°C)	126.00A (126.00%), 11.950V	128.00A (128.00%), 11.953V
5V OCP (27.6°C / 42.7°C)	25.7A (128.50%), 4.987V	25.4A (127.00%), 4.986V
3.3V OCP (27.6°C / 42.7°C)	26.6A (133.00%), 3.322V	26A (130.00%), 3.319V
5VSB OCP (27.6°C / 42.7°C)	4.7A (156.67%), 4.94V	4.8A (160.00%), 4.935V
OPP (27.22°C / 41.20°C)	124.09%	126.89%

□□□□ & PG□□

Hold-Up Time (ms)	19.5
AC Loss to PWR_OK Hold Up Time (ms)	17.1
PWR_OK Inactive to DC Loss Delay (ms)	2.4

Tables

115V

Detailed Results						
	Average	Min	Limit Min	Max	Limit Max	Result
Mains Voltage RMS:	115.06 V	115.02 V	113.85 V	115.09 V	116.15 V	PASS
Mains Frequency:	60.00 Hz	59.99 Hz	59.40 Hz	60.01 Hz	60.60 Hz	PASS
Mains Voltage CF:	1.416	1.415	1.340	1.418	1.490	PASS
Mains Voltage THD:	0.13 %	0.08 %	N/A	0.18 %	2.00 %	PASS
Real Power:	0.061 W	0.032 W	N/A	0.092 W	N/A	N/A
Apparent Power:	15.164 W	14.310 W	N/A	16.060 W	N/A	N/A
Power Factor:	0.005	N/A	N/A	N/A	N/A	N/A

230V

Detailed Results						
	Average	Min	Limit Min	Max	Limit Max	Result
Mains Voltage RMS:	231.00 V	230.89 V	227.70 V	231.07 V	232.30 V	PASS
Mains Frequency:	50.00 Hz	49.99 Hz	49.50 Hz	50.01 Hz	50.50 Hz	PASS
Mains Voltage CF:	1.417	1.416	1.340	1.419	1.490	PASS
Mains Voltage THD:	0.17 %	0.15 %	N/A	0.27 %	2.00 %	PASS
Real Power:	0.112 W	0.063 W	N/A	0.174 W	N/A	N/A
Apparent Power:	47.818 W	46.865 W	N/A	48.739 W	N/A	N/A
Power Factor:	0.003	N/A	N/A	N/A	N/A	N/A

□□□□□□

115V

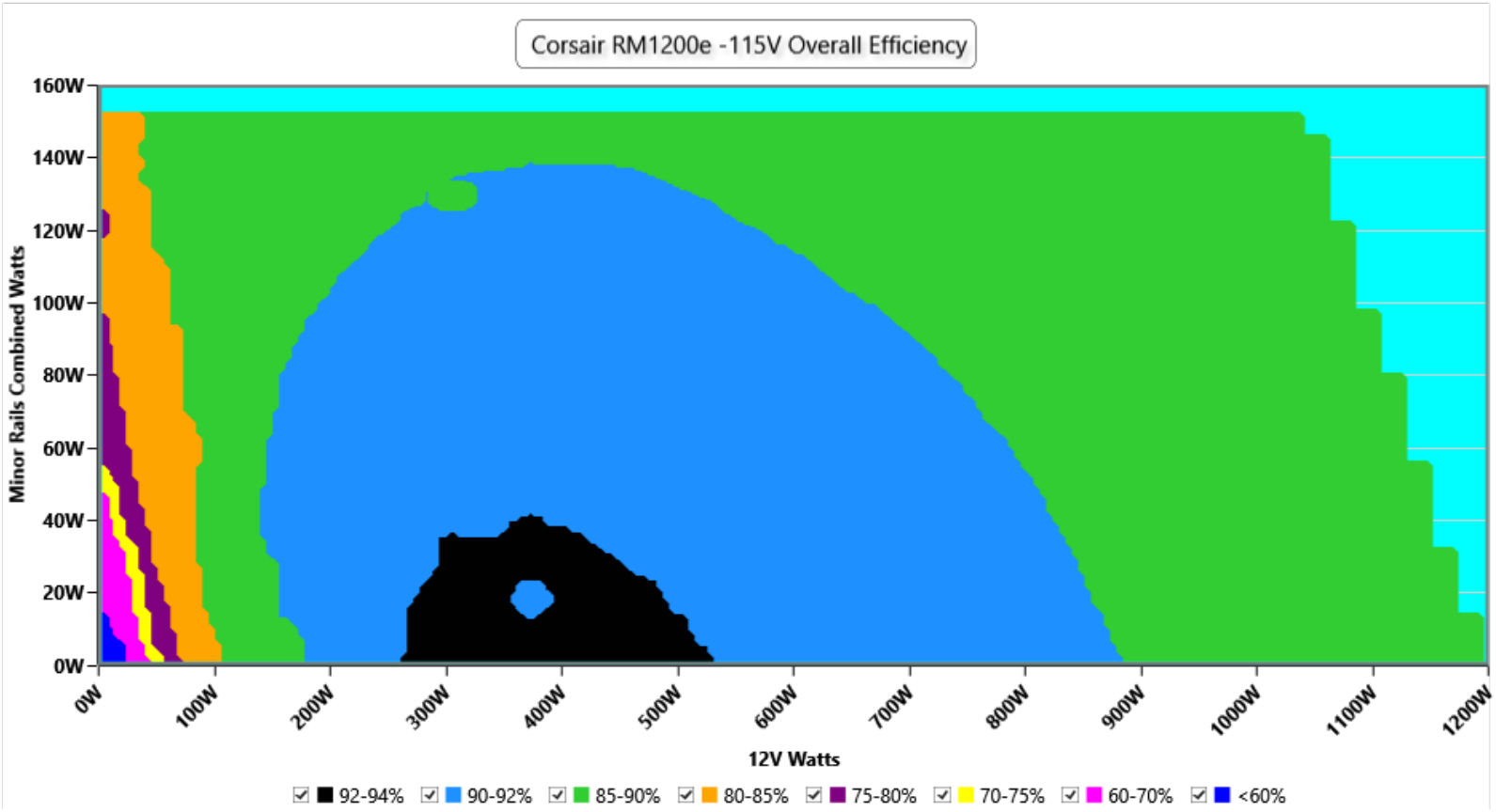

□□

This graph depicts the PSU`s efficiency throughout its entire operational range. For the generation of the efficiency and noise graphs we set our loaders to auto mode through our custom-made software before trying thousands of possible load combinations

230V

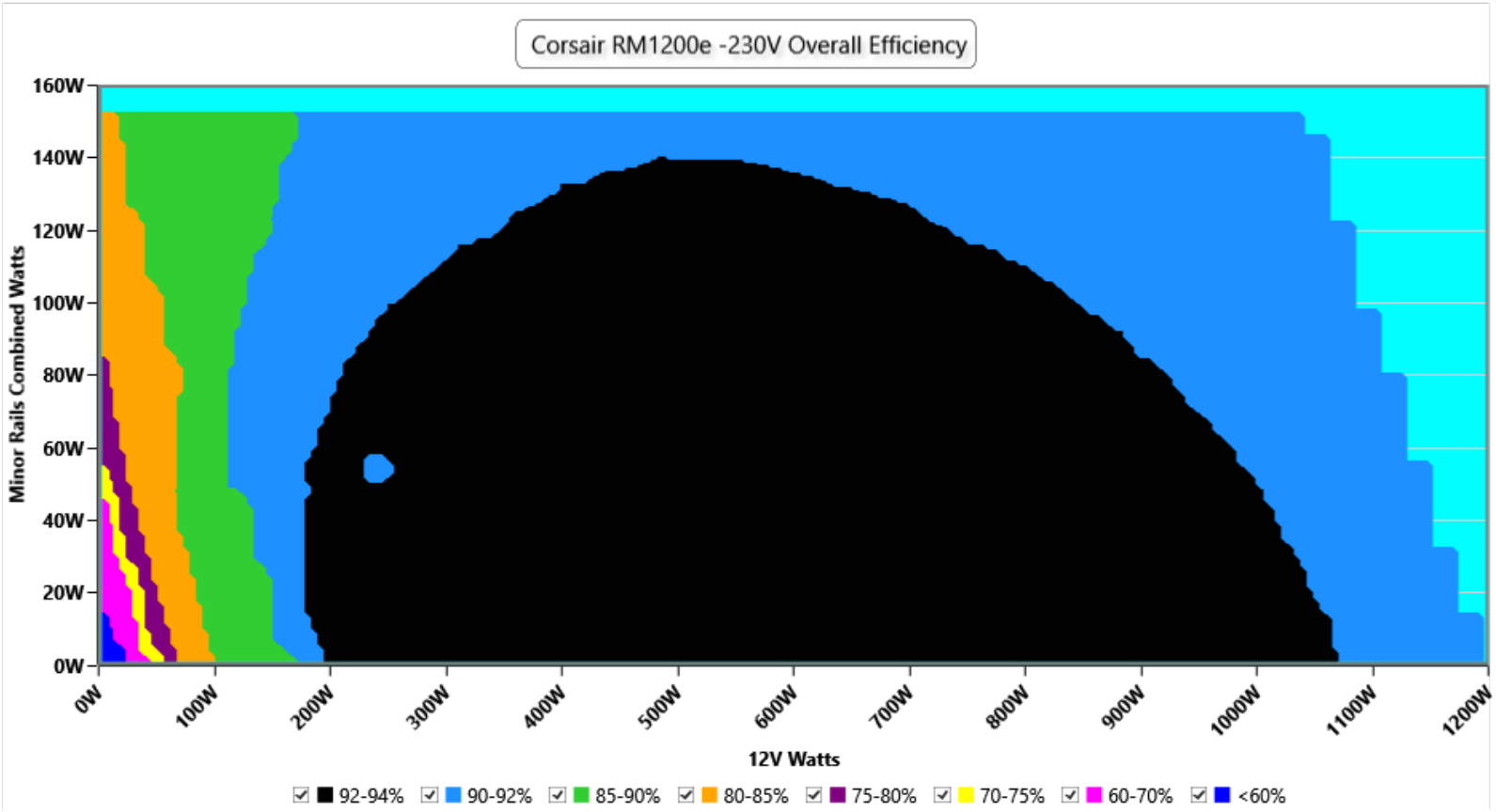

This graph depicts the PSU`s efficiency throughout its entire operational range. For the generation of the efficiency and noise graphs we set our loaders to auto mode through our custom-made software before trying thousands of possible load combinations

□□□□□

115V

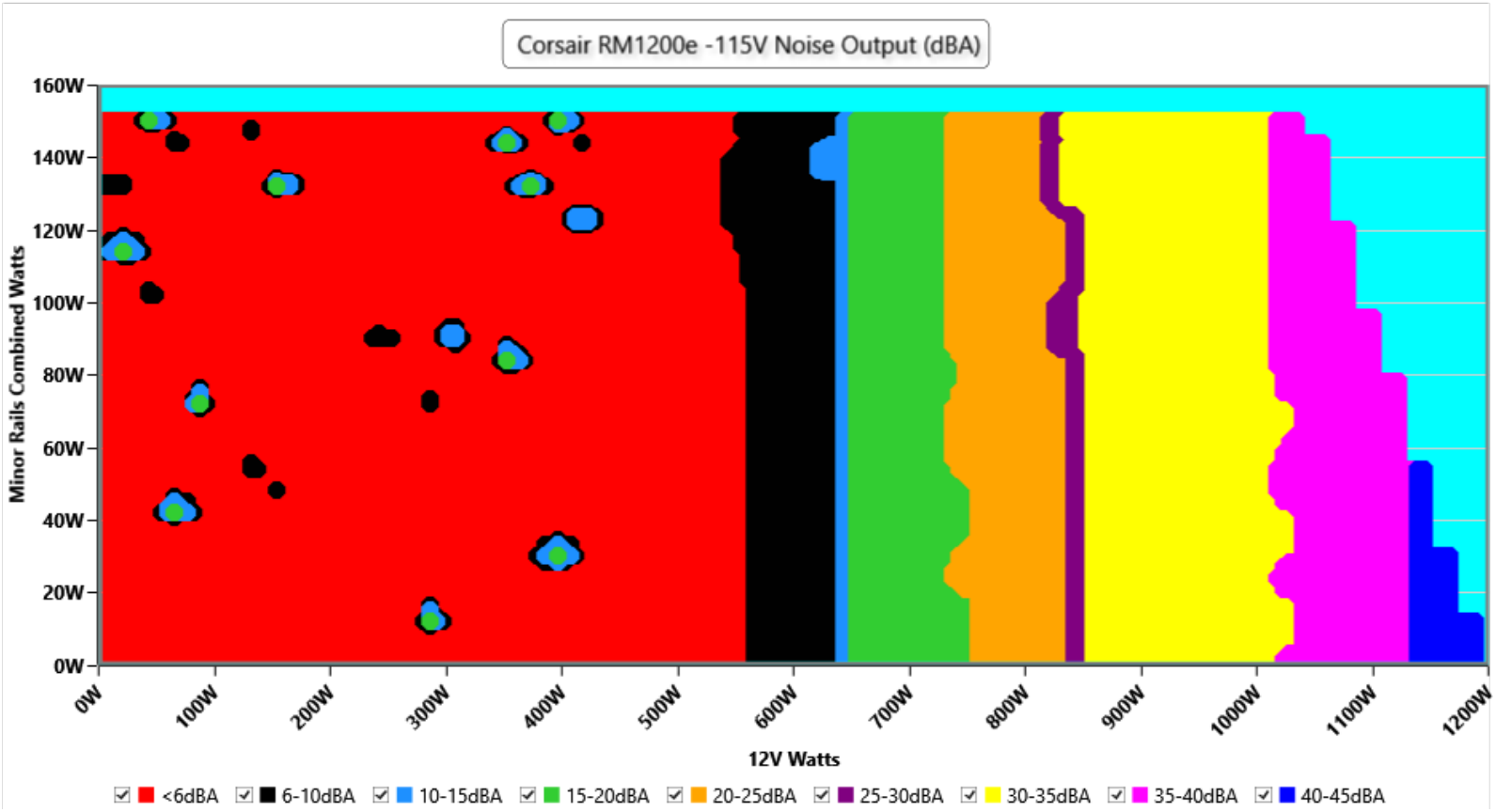

□□

The PSU`s noise in its entire operational range and under 30-32 °C ambient is depicted in this graph. The X axis represents the load on the +12V rail(s) while the Y axis is the load on the minor rails

230V

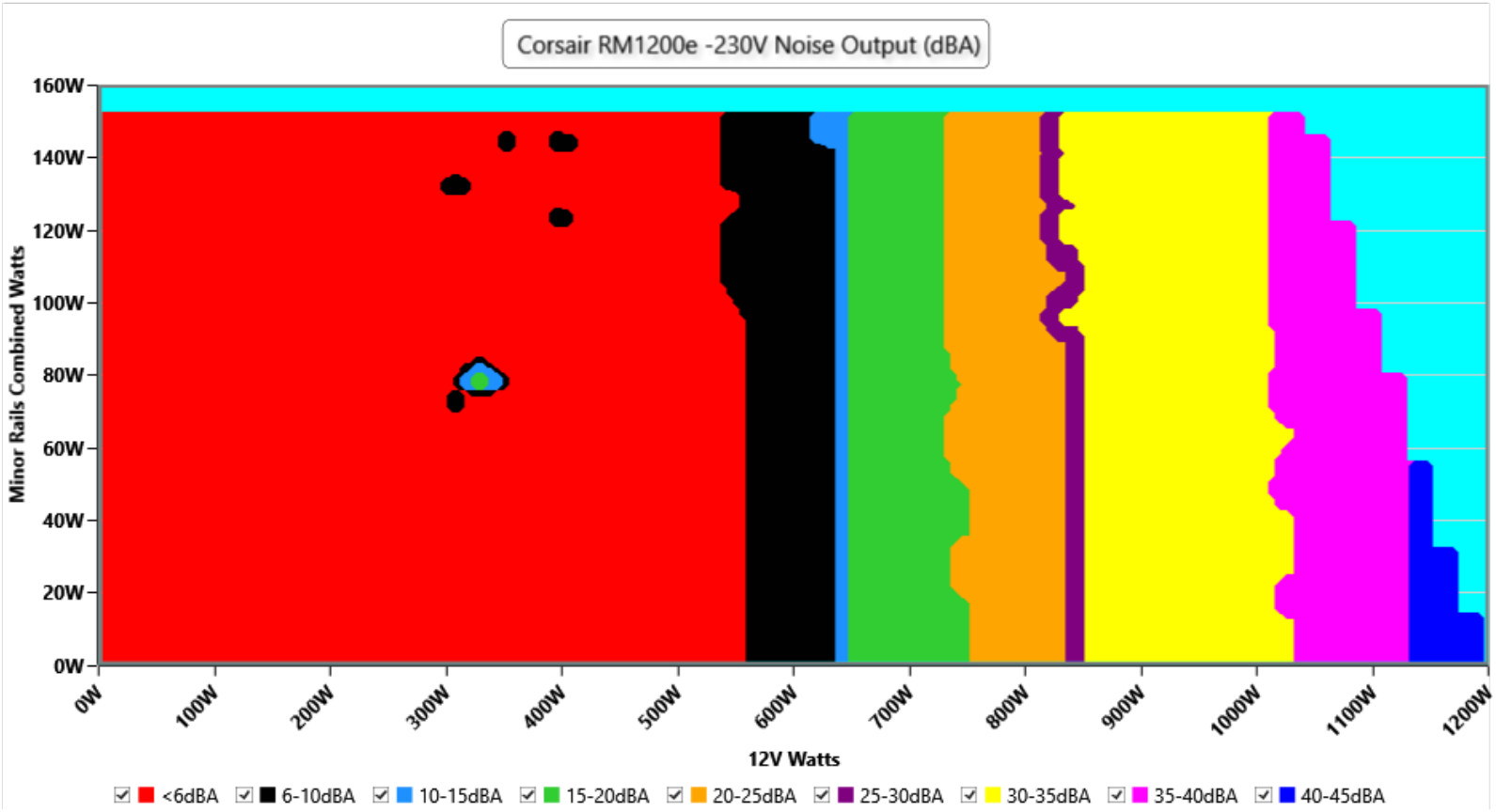

The PSU`s noise in its entire operational range and under 30-32 °C ambient is depicted in this graph. The X axis represents the load on the +12V rail(s) while the Y axis is the load on the minor rails

Noise under high ambient temperature (indicative)

115V

Load	Normal ambient fan · noise · intake	High ambient fan · noise · intake	Noise change
10%	0 RPM · <6.0 dB(A) · 30.5 °C	372 RPM · <6.0 dB(A) · 40.4 °C	<6.0 in both
20%	0 RPM · <6.0 dB(A) · 31.5 °C	0 RPM · <6.0 dB(A) · 43.6 °C	fan off in both
50%	371 RPM · <6.0 dB(A) · 29.9 °C	476 RPM · 8.5 dB(A) · 42.3 °C	<6.0 → 8.5 dB(A)
100%	1103 RPM · 37.4 dB(A) · 29.7 °C	1515 RPM · 44.9 dB(A) · 45.5 °C	**+7.5 dB(A)**

230V

Load	Normal ambient fan · noise · intake	High ambient fan · noise · intake	Noise change
10%	0 RPM · <6.0 dB(A) · 34.6 °C	375 RPM · <6.0 dB(A) · 40.3 °C	<6.0 in both
20%	0 RPM · <6.0 dB(A) · 35.2 °C	375 RPM · <6.0 dB(A) · 40.8 °C	<6.0 in both
50%	372 RPM · <6.0 dB(A) · 30.6 °C	469 RPM · 8.1 dB(A) · 42.1 °C	<6.0 → 8.1 dB(A)
100%	1105 RPM · 37.4 dB(A) · 30.9 °C	1651 RPM · 46.9 dB(A) · 45.9 °C	**+9.5 dB(A)**

INFO

Fan speed, noise and the measured intake temperature at 10, 20, 50 and 100 % load, from the two load regulation tests: at normal ambient (about 30-32 °C) and at high ambient (about 40-47 °C). These are stabilized readings at fixed loads, not averages over the certification sweep, so they are indicative of how the fan behaves when it is hot. "<6.0" is the floor of our sound meter: the fan is stopped or too quiet to measure (the fan speed column says which); with the fan stopped, the intake sensor can read higher than the chamber air.

Informational. Not part of the ETA or LAMBDA rating.

Indicative Performance

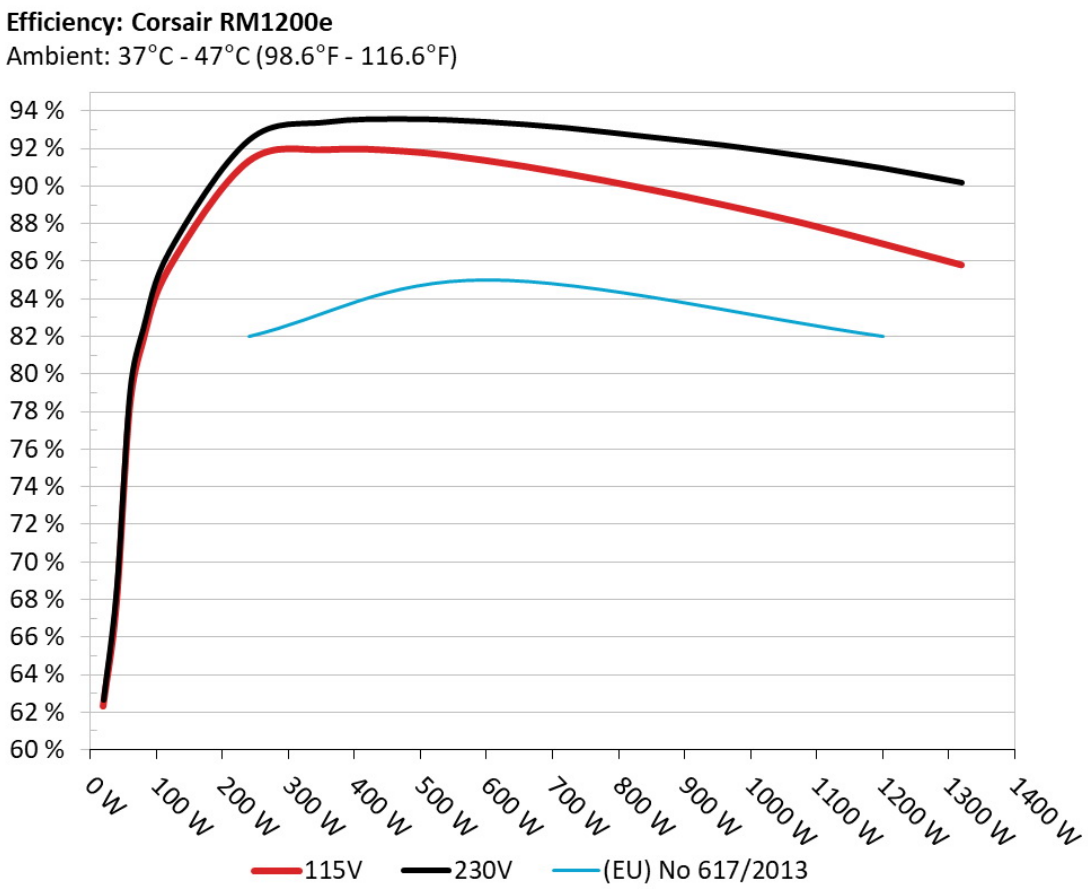

The PSU`s efficiency under high ambient temperatures with 115V and 230V input. For this graph the results of the 10-110% load regulation table are used

5Vsb□□□□

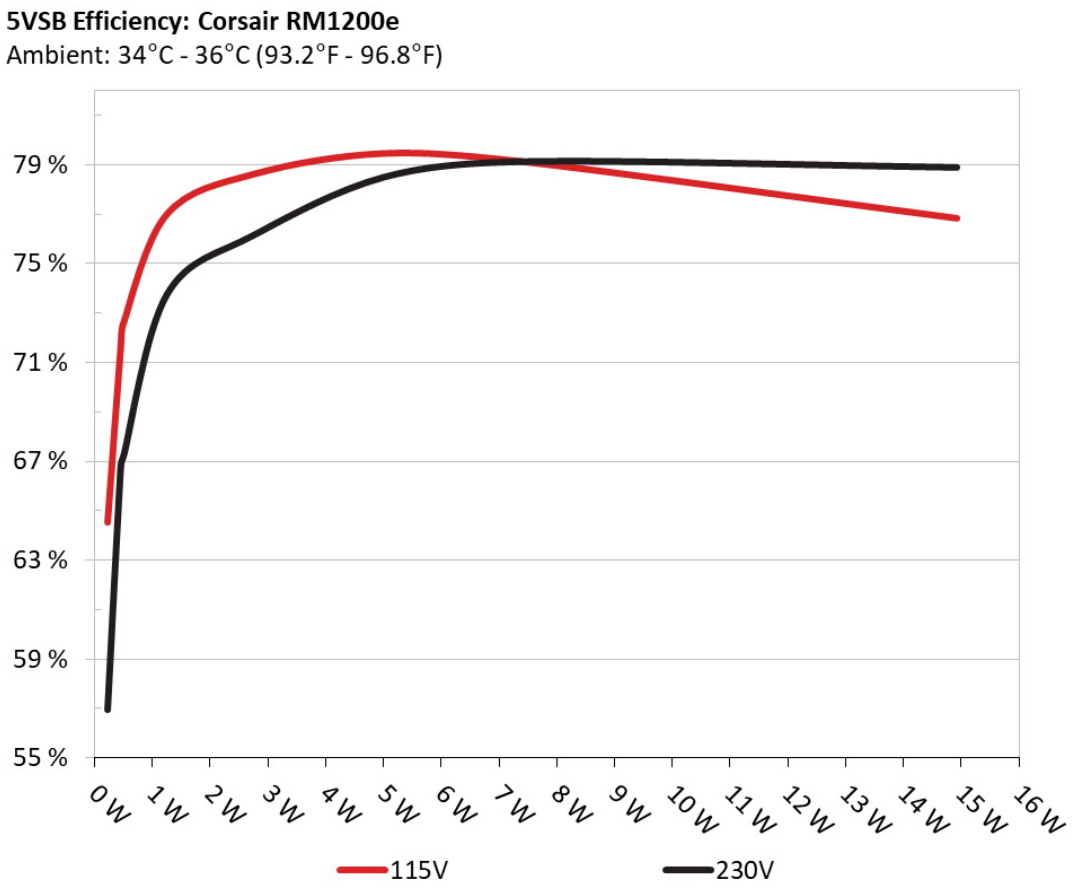

□□

This graph depicts the efficiency levels of the 5VSB rail with 115V and 230V input

□□□□ □□ 5Vsb □□ (ErP Lot3/6 & CEC)

115V

□□ #	5VSB	DC/AC (□)	□□	PF/AC □□
1	**0.045A**	0.227W	64.533%	0.026
	5.035V	0.352W		114.9V
2	**0.09A**	0.452W	71.551%	0.046
	5.026V	0.632W		114.89V
3	**0.55A**	2.76W	78.624%	0.226
	5.017V	3.51W		114.83V
4	**1A**	5.01W	79.46%	0.338
	5.009V	6.305W		114.83V
5	**1.5A**	7.502W	79.104%	0.41
	5.001V	9.484W		114.83V
6	**3A**	14.929W	76.836%	0.506
	4.976V	19.43W		114.83V

230V

□□ #	5VSB	DC/AC (□)	□□	PF/AC □□
1	**0.045A**	0.226W	56.935%	0.009
	5.025V	0.398W		229.86V
2	**0.09A**	0.452W	66.747%	0.015
	5.024V	0.678W		229.86V
3	**0.55A**	2.759W	76.152%	0.078
	5.017V	3.623W		229.84V
4	**1A**	5.009W	78.497%	0.132
	5.009V	6.381W		229.84V
5	**1.5A**	7.503W	79.131%	0.186
	5.002V	9.481W		229.84V
6	**3A**	14.923W	78.892%	0.306
	4.974V	18.916W		229.83V

Protection Features

OCP (Normal @ 27.6°C)	12V: 126A (126%), 11.95V 5V: 25.7A (128.5%), 4.987V 3.3V: 26.6A (133%), 3.322V 5VSB: 4.7A (156.67%), 4.94V
OCP (Hot @ 42.7°C)	12V: 128A (128%), 11.953V 5V: 25.4A (127%), 4.986V 3.3V: 26A (130%), 3.319V 5VSB: 4.8A (160%), 4.935V
OPP (Normal @ 27.2°C)	1489.1W (124.09%)
OPP (Hot @ 41.2°C)	1522.72W (126.89%)
OTP	✓ (103°C @ Secondary Side)
SCP	12V to Earth: ✓ 5V to Earth: ✓ 3.3V to Earth: ✓ 5VSB to Earth: ✓ -12V to Earth: ✓
PWR_OK	Proper Operation
NLO	✓
Fan Failure Protection	✗
SIP	Surge: MOV Inrush: NTC & Bypass Relay

Supplementary Tests (For Reference)

10-110%□□□□

115V

□□	**12V**	**5V**	**3.3V**	**5VSB**	**DC/AC (□)**	□□	□□□□ **(RPM)**	□□□□□□□ **(dB[A])**	□□ (□□ /□□)	**PF/AC □□**
10%	**8.184A**	**1.994A**	**1.995A**	**0.999A**	120.004	85.668%	372	<6.0	40.37°C	0.968
	12.024V	5.016V	3.309V	5.004V	140.08				50.19°C	114.79V

20%	**17.384A**	**2.992A**	**2.994A**	**1.201A**	239.971	91.343%	0	<6.0	43.59°C	0.971
	12.026V	5.014V	3.307V	4.997V	262.714				40.59°C	114.76V
30%	**26.901A**	**3.492A**	**3.495A**	**1.403A**	359.219	91.967%	374	<6.0	41.25°C	0.979
	12.013V	5.012V	3.305V	4.989V	390.594				56.95°C	114.72V
40%	**36.525A**	**3.993A**	**3.997A**	**1.607A**	479.583	91.877%	374	<6.0	41.64°C	0.985
	12.002V	5.009V	3.303V	4.98V	521.982				64.75°C	114.68V
50%	**45.756A**	**4.995A**	**5A**	**1.811A**	599.354	91.389%	476	8.5	42.26°C	0.989
	11.995V	5.006V	3.3V	4.972V	655.828				70.46°C	114.64V
60%	**55.060A**	**5.997A**	**6.005A**	**2A**	719.803	90.702%	628	18.7	42.54°C	0.992
	11.988V	5.003V	3.298V	4.964V	793.589				71.55°C	114.6V
70%	**64.311A**	**7.001A**	**7.011A**	**2.22A**	839.604	89.905%	792	27	43.24°C	0.993
	11.981V	5V	3.295V	4.955V	933.873				73.74°C	114.55V
80%	**73.647A**	**8.004A**	**8.017A**	**2.324A**	959.57	89.022%	926	32	43.81°C	0.994
	11.972V	4.997V	3.293V	4.949V	1077.909				75.85°C	114.51V
90%	**83.323A**	**8.509A**	**8.508A**	**2.429A**	1079.381	88.058%	1257	40.7	44.61°C	0.995
	11.964V	4.994V	3.291V	4.942V	1225.757				77.62°C	114.46V
100%	**92.822A**	**9.014A**	**9.03A**	**3.046A**	1199.419	86.961%	1515	44.9	45.48°C	0.995
	11.955V	4.992V	3.289V	4.926V	1379.269				78.14°C	114.41V
110%	**102.273A**	**10.022A**	**10.133A**	**3.049A**	1320.031	85.823%	1843	49.7	46.59°C	0.996
	11.945V	4.989V	3.286V	4.921V	1538.095				78.16°C	114.35V
CL1	**0.117A**	**18.081A**	**18.096A**	**0A**	151.288	79.638%	904	31.6	41.22°C	0.972
	12.041V	4.993V	3.293V	5.023V	189.968				59.92°C	114.89V
CL2	**0.117A**	**19.983A**	**0A**	**0A**	101.356	79.642%	572	15.2	42.81°C	0.959
	12.025V	5.002V	3.305V	5.024V	127.266				57.89°C	115.73V
CL3	**0.115A**	**0A**	**19.989A**	**0A**	67.388	72.963%	485	9.3	42.74°C	0.954
	12.025V	5.012V	3.302V	5.025V	92.374				56.53°C	115.86V
CL4	**100.321A**	**0A**	**0A**	**0A**	1199.987	87.79%	1344	42.2	45.09°C	0.995
	11.961V	5.005V	3.299V	4.982V	1366.886				73.44°C	114.63V

The results above are not used in the certification process

230V

□□	12V	5V	3.3V	5VSB	DC/AC (□)	□□	□□□□ (RPM)	□□□□□□□ (dB[A])	□□ (□□ /□□)	PF/AC □□
10%	**8.184A**	**1.994A**	**1.995A**	**0.999A**	120.002	86.541%	375	<6.0	40.29°C	0.856
	12.024V	5.016V	3.309V	5.004V	138.663				50.19°C	229.81V
20%	**17.383A**	**2.992A**	**2.994A**	**1.201A**	239.969	92.444%	375	<6.0	40.75°C	0.925
	12.027V	5.014V	3.307V	4.997V	259.572				43.43°C	229.8V
30%	**26.900A**	**3.492A**	**3.495A**	**1.403A**	359.211	93.404%	454	7.3	41.36°C	0.948
	12.013V	5.011V	3.305V	4.989V	384.575				50.32°C	229.76V
40%	**36.525A**	**3.994A**	**3.997A**	**1.607A**	479.59	93.564%	375	<6.0	41.72°C	0.96
	12.002V	5.008V	3.302V	4.98V	512.566				57.29°C	229.74V
50%	**45.756A**	**4.995A**	**5A**	**1.81A**	599.363	93.414%	469	8.1	42.09°C	0.966
	11.995V	5.006V	3.3V	4.972V	641.622				59.44°C	229.74V
60%	**55.062A**	**5.998A**	**6.005A**	**2A**	719.803	93.095%	628	18.7	42.73°C	0.971
	11.987V	5.003V	3.298V	4.964V	773.196				59.84°C	229.72V
70%	**64.315A**	**7.002A**	**7.011A**	**2.22A**	839.626	92.637%	805	27.6	43.05°C	0.976
	11.980V	5V	3.295V	4.956V	906.335				60.36°C	229.72V
80%	**73.647A**	**8.005A**	**8.017A**	**2.324A**	959.572	92.168%	1012	34.6	43.76°C	0.978
	11.972V	4.997V	3.293V	4.949V	1041.113				60.77°C	229.67V
90%	**83.326A**	**8.51A**	**8.509A**	**2.429A**	1079.397	91.593%	1110	37.5	44.7°C	0.98
	11.964V	4.994V	3.291V	4.942V	1178.474				57.53°C	229.65V
100%	**92.824A**	**9.015A**	**9.031A**	**3.046A**	1199.43	90.953%	1651	46.9	45.87°C	0.982
	11.955V	4.992V	3.288V	4.926V	1318.744				61.04°C	229.63V
110%	**102.274A**	**10.023A**	**10.133A**	**3.049A**	1320.045	90.176%	1914	50.5	46.54°C	0.984
	11.945V	4.988V	3.286V	4.921V	1463.855				61.73°C	229.61V
CL1	**0.117A**	**18.082A**	**18.096A**	**0A**	151.293	80.244%	1006	34.4	42.48°C	0.9
	12.043V	4.993V	3.293V	5.023V	188.541				57.24°C	229.8V
CL2	**0.117A**	**19.984A**	**0A**	**0A**	101.356	80.217%	687	21.9	42.25°C	0.841
	12.026V	5.002V	3.305V	5.024V	126.353				57.09°C	229.82V
CL3	**0.115A**	**0A**	**19.989A**	**0A**	67.389	73.474%	573	15.2	42.03°C	0.78
	12.025V	5.011V	3.302V	5.025V	91.724				56.52°C	229.81V

CL4	**100.322A**	**0A**	**0A**	**0A**	1199.999	91.566%	1343	42.2	45.1°C	0.982
	11.962V	5.005V	3.299V	4.982V	1310.535				58.5°C	229.63V

The results above are not used in the certification process

20-80□□□□□

115V

□□	12V	5V	3.3V	5VSB	DC/AC (□)	□□	□□□□ (RPM)	□□□□□□□□ (dB[A])	□□ (□□ /□□)	PF/AC □□
20W	**1.236A**	**0.498A**	**0.498A**	**0.199A**	20.003	62.292%	0	<6.0	40.77°C	0.867
	12.017V	5.019V	3.311V	5.022V	32.116				36.81°C	114.84V
40W	**2.716A**	**0.697A**	**0.698A**	**0.299A**	40.004	67.74%	0	<6.0	40.56°C	0.929
	12.037V	5.019V	3.311V	5.019V	59.056				37.21°C	114.82V
60W	**4.202A**	**0.897A**	**0.897A**	**0.399A**	60.004	78.171%	0	<6.0	43.5°C	0.94
	12.025V	5.018V	3.31V	5.017V	76.761				38.01°C	114.82V
80W	**5.680A**	**1.096A**	**1.097A**	**0.499A**	79.953	81.717%	605	17.6	39.13°C	0.955
	12.027V	5.018V	3.31V	5.015V	97.843				42.36°C	114.81V

The results above are not used in the certification process

230V

□□	12V	5V	3.3V	5VSB	DC/AC (□)	□□	□□□□ (RPM)	□□□□□□□□ (dB[A])	□□ (□□ /□□)	PF/AC □□
20W	**1.235A**	**0.498A**	**0.498A**	**0.199A**	20.007	62.637%	0	<6.0	39.09°C	0.471
	12.031V	5.021V	3.313V	5.022V	31.945				36.04°C	229.83V
40W	**2.714A**	**0.697A**	**0.698A**	**0.299A**	40.004	68.646%	372	<6.0	37.75°C	0.657
	12.045V	5.019V	3.312V	5.019V	58.288				44.83°C	229.84V
60W	**4.200A**	**0.897A**	**0.897A**	**0.399A**	60.004	79.056%	345	<6.0	38.17°C	0.733
	12.031V	5.018V	3.311V	5.017V	75.899				48.27°C	229.83V
80W	**5.680A**	**1.096A**	**1.097A**	**0.499A**	79.95	82.38%	373	<6.0	39.07°C	0.793
	12.029V	5.017V	3.31V	5.015V	97.054				44.54°C	229.82V

The results above are not used in the certification process

115V

Test	12V	5V	3.3V	5VSB	Pass/Fail
10% Load	21.79mV	17.71mV	16.82mV	14.22mV	Pass
20% Load	27.05mV	19.50mV	19.86mV	12.93mV	Pass
30% Load	24.96mV	19.24mV	18.88mV	12.21mV	Pass
40% Load	24.30mV	19.35mV	19.60mV	12.31mV	Pass
50% Load	25.47mV	20.73mV	19.55mV	12.47mV	Pass
60% Load	27.62mV	21.09mV	20.42mV	13.29mV	Pass
70% Load	29.56mV	22.38mV	20.93mV	15.24mV	Pass
80% Load	29.31mV	22.73mV	21.55mV	16.32mV	Pass
90% Load	28.54mV	23.45mV	22.26mV	16.47mV	Pass
100% Load	40.45mV	25.80mV	25.33mV	19.76mV	Pass
110% Load	41.19mV	27.97mV	24.82mV	19.62mV	Pass
Crossload1	40.50mV	24.92mV	23.14mV	13.67mV	Pass
Crossload2	23.83mV	24.99mV	19.96mV	12.47mV	Pass
Crossload3	29.72mV	18.73mV	20.52mV	12.16mV	Pass
Crossload4	40.90mV	24.84mV	22.55mV	16.10mV	Pass

The results above are not used in the certification process

230V

Test	12V	5V	3.3V	5VSB	Pass/Fail
10% Load	24.70mV	17.81mV	17.39mV	14.57mV	Pass
20% Load	22.76mV	16.57mV	16.57mV	11.44mV	Pass
30% Load	22.86mV	16.63mV	16.21mV	10.57mV	Pass
40% Load	24.60mV	20.07mV	20.37mV	12.31mV	Pass
50% Load	25.01mV	19.55mV	19.24mV	12.16mV	Pass
60% Load	26.85mV	22.94mV	22.27mV	13.44mV	Pass

Test	12V	5V	3.3V	5VSB	Pass/Fail
70% Load	23.63mV	18.12mV	17.75mV	12.27mV	Pass
80% Load	30.63mV	24.58mV	23.04mV	18.06mV	Pass
90% Load	29.61mV	24.89mV	23.86mV	17.14mV	Pass
100% Load	41.11mV	25.22mV	25.49mV	19.23mV	Pass
110% Load	45.08mV	26.79mV	24.84mV	21.10mV	Pass
Crossload1	48.91mV	23.26mV	22.03mV	12.05mV	Pass
Crossload2	23.12mV	25.20mV	18.83mV	12.26mV	Pass
Crossload3	30.28mV	18.73mV	23.04mV	12.52mV	Pass
Crossload4	41.62mV	24.26mV	22.90mV	16.35mV	Pass

The results above are not used in the certification process

Corsair RM1200e (ATX v3.1)

Top side

Power specifications label

本测试报告中包含的所有数据和图表均可在以下条件下由任何人使用：使用过程需提及测试结果由 Cybenetics提供。
在任何情况下都应提供原始测试结果文档的网站链接

Cybenetics 提供自愿性认证计划：电源方面有 ETA (效率)、 LAMBDA (噪声) 与 SAFE (安全与正确运行)；散热产品方面有 DELTA (机箱隔音) 与 PHI (风扇风量与静压)

CYBENETICS LTD Syrou 6, Latsia, 2231, Nicosia Cyprus

www.cybenetics.com - info@cybenetics.com