ASUS ROG-STRIX-1000P-GAMING

2O114183675

Lab ID AS10002759

Certification ID 252759

Test Result Report ID: 25PS2759A

Certificate Issue Date: Mar 7, 2025

Scheme: ETA-EMI PSU

115V



230V



115V



230V



Scheme: LAMBDA PSU



Outside Validation Scope



General Information

Test Equipment

Electronic Loads	Chroma 63601-5 x2 Chroma 63600-2 Chroma 63640-80-80 x10 Chroma 63610-80-20
AC Sources	Chroma 6530, APM SP300VAC4000W-P, GW Instek ASR-3500
Power Analyzers	Rohde & Schwarz HMC8015 & NPA701
Oscilloscopes	Picoscope 4444, Siglent SDS2104X PLUS
Sound Analyzer	Bruel & Kjaer 2270 G4
Microphone	Bruel & Kjaer Type 4955-A
Temperature Logger	Picoscope TC-08
Tachometer	UNI-T UT372
Multimeters	Keysight 34465A
EMI Analyzer	TekBox TBMR-110M-EU
Isolation Transformer	4kVA
UPS	FSP Champ Tower 3kVA, CyberPower OLS3000E 3kVA
Testing Methodology	Cybenetics PSU Test Protocol

DUT Information(Non-accredited measurements)

Product Identification Details	
Brand	ASUS
Model	ROG-STRIX-1000P-GAMING
OEM/ODM	Great Wall
Serial Number	2O114183675
Product Specifications	
Manufacturer-Provided Information	
□□□□ (Vrms)	100-240
□□□□ (Arms)	6.5-12

□□□□ (Hz)	47-63
□□□□ (W)	1000
Operating Temperature (Continuous Full Load) (°C)	
□□	ATX12V
□□□□	Fully Modular
Warranty	-
Cybenetics Measurements	
Dimensions (W x H x D)	
Weight	
□□	135mm Dual Ball Bearing Fan (F1214025BL)
□□□□□	✓ (selectable)
Cybenetics Testing Information	
Lab ID	AS10002759
Date of receipt	Dec 2, 2024
Testing Date	Mar 5, 2025
Report Issued Date	Mar 7, 2025
□□□□□	This unit is equipped with an Everflow fan.
Engineer Name	-
Authorized By the Laboratory Technical Manager	Aristeidis Bitziopoulos
Signature	

□□□□ (Non-accredited measurements)

□□□□□				
□□	□□□□	□□□□□□	**Gauge**	In Cable Capacitors
ATX □□ 20+4 pin (610mm)	1	1	18AWG	□
4+4 pin EPS 12V □□ (1000mm)	2	2	18AWG	□
6+2pin PCIe□□ (750mm)	4	4	18AWG	□
12+4 pin PCIe (745mm) (600W)	1	1	16-24AWG	□
SATA□□ (400mm+115mm+115mm)	2	6	18AWG	□
□ 4pin Molex□□ (400mm+150mm+150mm)	1	3	18AWG	□

Protection Features(Manufacturer)

Over Power Protection	✓
Over Current (+12V) Protection	✓
Over Temperature Protection	✓
Short Circuit Protection	✓
Surge Protection	✓
Inrush Current Protection	✓
Fan Failure Protection	✗

□□□□

□		3.3V	5V	12V	5VSB	-12V
□□□□	□□	25	25	83.3	3	0.3
	□	130		1000	15	3.6
□□□□□ (W)		1000				

Parts Description

General Data	
Manufacturer (OEM)	Great Wall
PCB Type	Double-Sided
Primary Side	
Transient Filter	4x Y caps, 2x X caps, 2x CM chokes, 1x MOV
Inrush Protection	1x NTC Thermistor & Relay
Bridge Rectifier(s)	2x HY HBU1506U (600V, 15A @ 100°C)
APFC MOSFETs	1x Transphorm TP65H035G4WS (650V, 29.5A @ 100°C, Rds(on): 0.41Ohm)
APFC Boost Diode	1x Rohm Semiconductor SCS310AH (650V, 10A @ 135°C)
Bulk Cap(s)	1x Rubycon (450V, 330uF, 2-3000h @ 105°C, MXH) & 1x Rubycon (420V, 680uF, 3000h @ 105°C, MXK)

Main Switchers	2x Rohm Semiconductor R6035VNX3 (600V, 35A @ 25°C, Rds(on): 0.114Ohm)
APFC Controller	1x Champion CM6502UHHX & 1x Champion CM03X (reduce the no-load consumption)
Resonant Controller	Champion CM6901T6X
IC Driver	1x Novosense NSi6602
Topology	Primary side: APFC, Half-Bridge & LLC Resonant converter Secondary side: Synchronous Rectification & DC-DC converters
Secondary Side	
+12V MOSFETs	6x Alpha & Omega AON6590A (40V, 54A @ 70°C, Rds(on): 0.99mOhm)
5V & 3.3V	DC-DC Converters: 4x Alpha & Omega AON6354 (30V, 52A @ 100°C, Rds(on): 3.3mOhm) PWM Controller(s): Anpec APW7159C
Filtering Capacitors	Electrolytic: 7x Rubycon (6-10,000h @105°C, ZLH) 1x Rubycon (3-6,000h @105°C, YXG) 1x Rubycon (2-10,000 @ 105°C, YXF) 2x Rubycon (4-10,000h @105°C, YXJ) Polymer: 39x FPCAP
Supervisor IC	Weltrend WT7681P
Fan Controller	AS358M
Fan Model	Everflow F1214025BL (135mm, 12V, 0.2A , Double Ball Bearing Fan)
5VSB	
Rectifier	1x ER2J (600V, 2A @ 100°C) & 1x Onsemi NTMFS5C670NL (60V, 12A @ 100°C, Rds(on): 6.1mOhm)
Standby PWM Controller	Power Integrations TNY278PN

Test Results

Temperature & Compliance Info

□□□ (°C /°F)	28-32 / 82.4-89.6
□□ ErP Lot3/6□□	✓
□□ (EU) No 617/2013□□	✓
ALPM (Alternative Low Power Mode) compatible	✓
ATX v3.1 PSU Power Excursion	✓

Performance Summary

115V

Accredited	
□□□□ (>1450 load combinations)	90.363%
Average Noise Output (>1450 Load Combinations)	18.09dBA
PF□□□ (>1450 Load Combinations)	0.990
Efficiency With 10W (≤500W) or 2% (>500W) Load	75.875%
□□□□□□	0.0730W
Non-Accredited	
12V Ripple (Full Load)	18.77mV
5V Ripple (Full Load)	9.82mV
3.3V Ripple (Full Load)	11.66mV
5VSB Ripple (Full Load)	12.61mV
12V Load Regulation	0.41%
5V Load Regulation	0.39%
3.3V Load Regulation	0.64%
5VSB Load Regulation	3.33%
Inrush Current	34.820A

230V

Accredited	
□□□□ (>1450 load combinations)	92.158%
Average Noise Output (>1450 Load Combinations)	18.04dBA
PF□□□ (>1450 Load Combinations)	0.963
Efficiency With 10W (≤500W) or 2% (>500W) Load	71.174%
□□□□□□	0.1467W
Non-Accredited	
12V Ripple (Full Load)	18.87mV
5V Ripple (Full Load)	9.95mV
3.3V Ripple (Full Load)	12.23mV

5VSB Ripple (Full Load)		12.88mV
12V Load Regulation		0.48%
5V Load Regulation		0.35%
3.3V Load Regulation		0.58%
5VSB Load Regulation		3.33%
Inrush Current		64.580A
12V Transient Response (200%)		11.48V
5V Transient Response (200%)		4.987V
3.3V Transient Response (200%)		3.212V
5VSB Transient Response (200%)		5.063V
□□□□ & PG□□		22.20ms
AC Loss to PWR_OK Hold Up Time		19.10ms
PWR_OK Inactive to DC Loss Delay		3.10ms
PSU Timings: T1 (20% / 100%)	50.0ms	50.0ms
PSU Timings: T3 (20% / 100%)	124.0ms	125.0ms
12V OCP (28.7°C / 42.7°C)	107.60A (129.17%), 12.030V	105.40A (126.53%), 12.036V
5V OCP (28.7°C / 42.7°C)	34.8A (139.20%), 5.062V	34.7A (138.80%), 5.066V
3.3V OCP (28.7°C / 42.7°C)	34.5A (138.00%), 3.292V	34.4A (137.60%), 3.296V
5VSB OCP (28.7°C / 42.7°C)	5.8A (193.33%), 4.989V	5.8A (193.33%), 4.988V
OPP (28.69°C / 43.16°C)	126.17%	123.60%

□□□□ & PG□□

Hold-Up Time (ms)	22.2
AC Loss to PWR_OK Hold Up Time (ms)	19.1
PWR_OK Inactive to DC Loss Delay (ms)	3.1

Tables

115V

Detailed Results						
	Average	Min	Limit Min	Max	Limit Max	Result
Mains Voltage RMS:	115.05 V	115.02 V	113.85 V	115.09 V	116.15 V	PASS
Mains Frequency:	60.00 Hz	59.99 Hz	59.40 Hz	60.01 Hz	60.60 Hz	PASS
Mains Voltage CF:	1.416	1.415	1.340	1.418	1.490	PASS
Mains Voltage THD:	0.13 %	0.09 %	N/A	0.17 %	2.00 %	PASS
Real Power:	0.073 W	0.051 W	N/A	0.099 W	N/A	N/A
Apparent Power:	12.131 W	11.922 W	N/A	12.331 W	N/A	N/A
Power Factor:	0.008	N/A	N/A	N/A	N/A	N/A

230V

Detailed Results						
	Average	Min	Limit Min	Max	Limit Max	Result
Mains Voltage RMS:	231.01 V	230.90 V	227.70 V	231.08 V	232.30 V	PASS
Mains Frequency:	50.00 Hz	49.99 Hz	49.50 Hz	50.01 Hz	50.50 Hz	PASS
Mains Voltage CF:	1.417	1.416	1.340	1.418	1.490	PASS
Mains Voltage THD:	0.17 %	0.15 %	N/A	0.27 %	2.00 %	PASS
Real Power:	0.147 W	0.102 W	N/A	0.236 W	N/A	N/A
Apparent Power:	40.843 W	40.387 W	N/A	41.300 W	N/A	N/A
Power Factor:	0.003	N/A	N/A	N/A	N/A	N/A

□□□□□□

115V

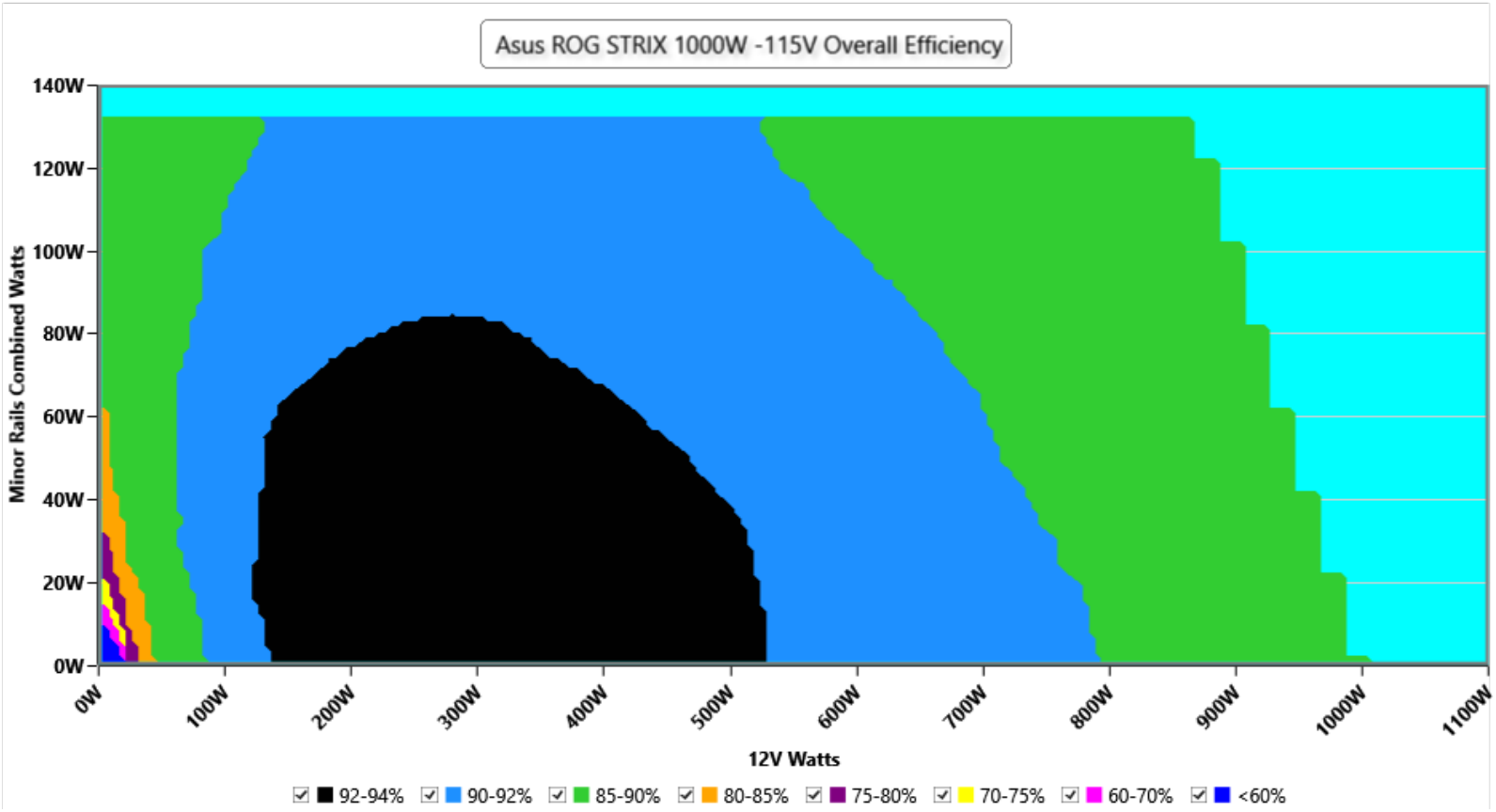

□□

This graph depicts the PSU`s efficiency throughout its entire operational range. For the generation of the efficiency and noise graphs we set our loaders to auto mode through our custom-made software before trying thousands of possible load combinations

230V

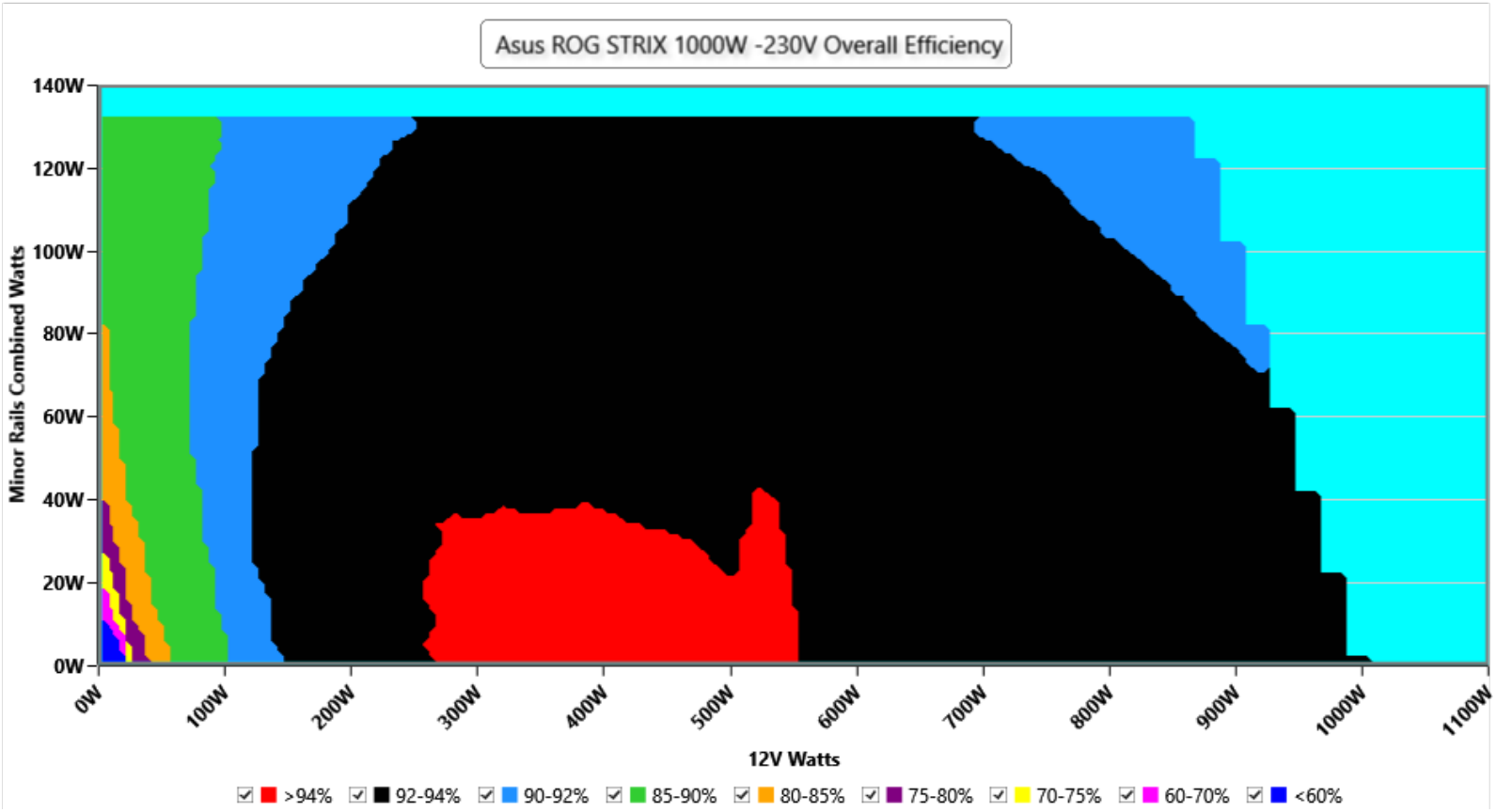

This graph depicts the PSU`s efficiency throughout its entire operational range. For the generation of the efficiency and noise graphs we set our loaders to auto mode through our custom-made software before trying thousands of possible load combinations

□□□□□

115V

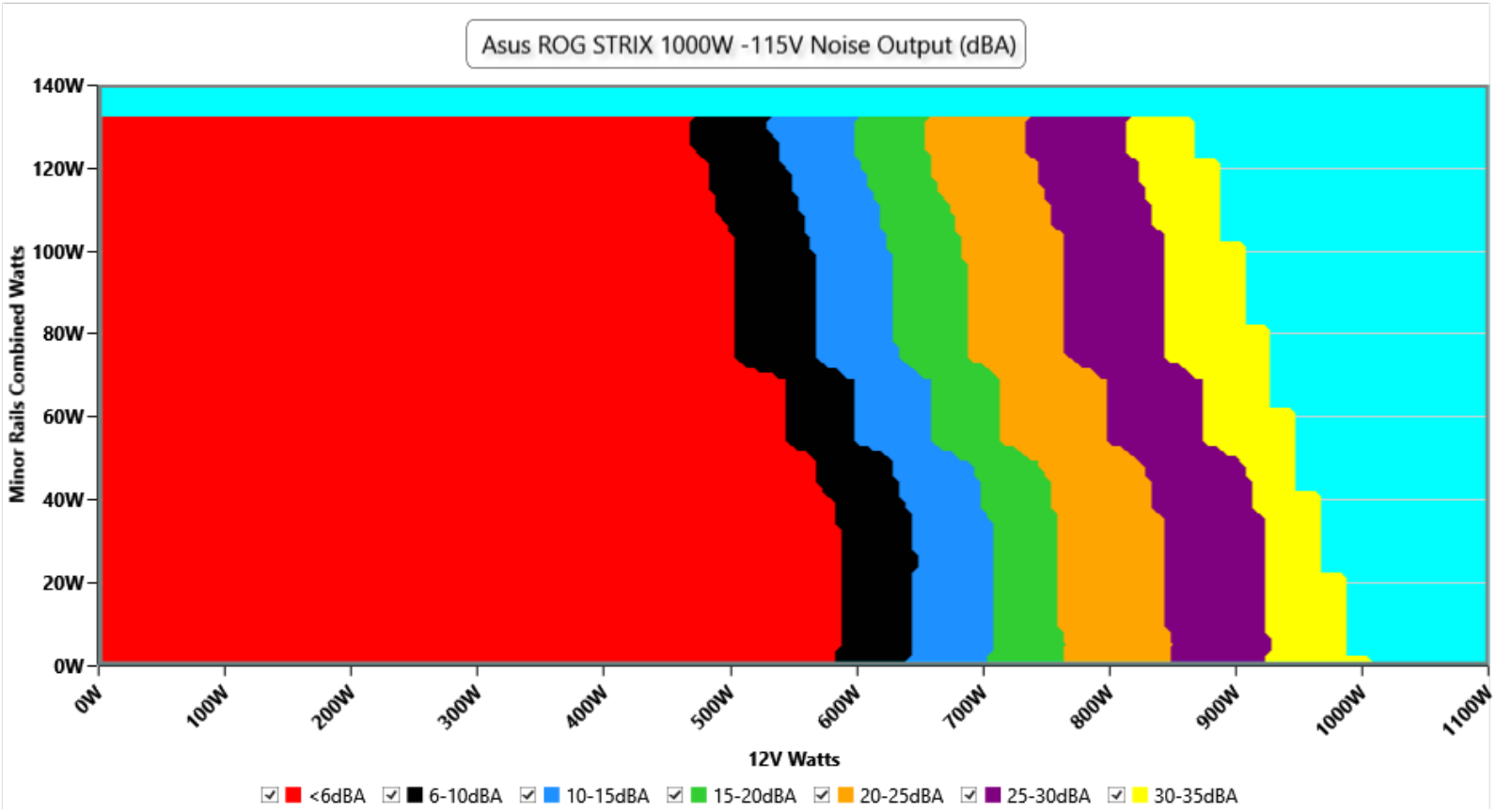

□□

The PSU`s noise in its entire operational range and under 30-32 °C ambient is depicted in this graph. The X axis represents the load on the +12V rail(s) while the Y axis is the load on the minor rails

230V

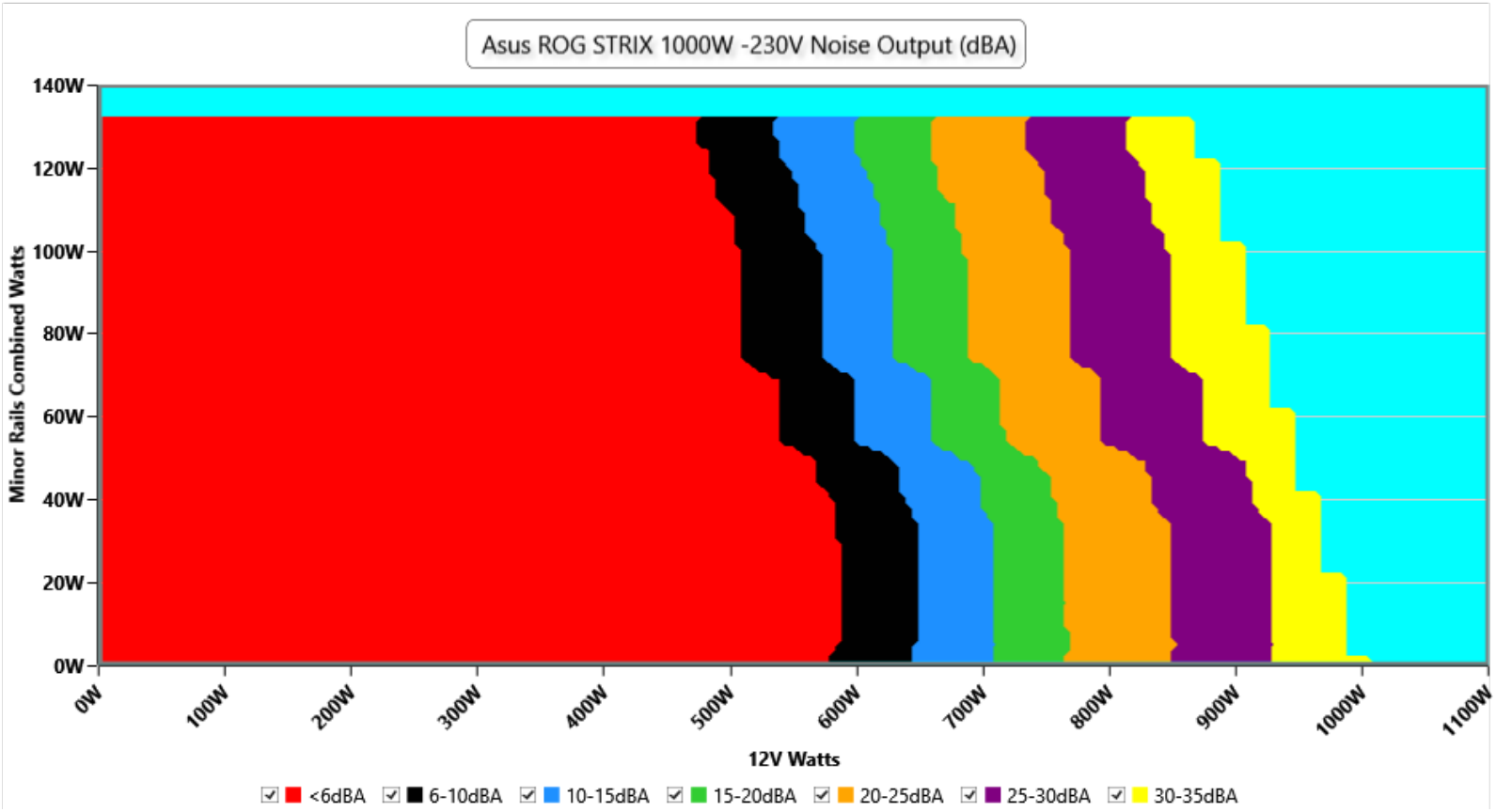

The PSU`s noise in its entire operational range and under 30-32 °C ambient is depicted in this graph. The X axis represents the load on the +12V rail(s) while the Y axis is the load on the minor rails

Noise under high ambient temperature (indicative)

115V

Load	Normal ambient fan · noise · intake	High ambient fan · noise · intake	Noise change
10%	0 RPM · <6.0 dB(A) · 34.4 °C	0 RPM · <6.0 dB(A) · 47.9 °C	fan off in both
20%	0 RPM · <6.0 dB(A) · 34.2 °C	0 RPM · <6.0 dB(A) · 48.3 °C	fan off in both
50%	330 RPM · <6.0 dB(A) · 30.1 °C	353 RPM · <6.0 dB(A) · 42.3 °C	fan off in both
100%	1085 RPM · 32.8 dB(A) · 30.7 °C	1100 RPM · 33.2 dB(A) · 45.8 °C	**+0.4 dB(A)**

230V

Load	Normal ambient fan · noise · intake	High ambient fan · noise · intake	Noise change
10%	0 RPM · <6.0 dB(A) · 33.3 °C	0 RPM · <6.0 dB(A) · 47.3 °C	fan off in both
20%	0 RPM · <6.0 dB(A) · 34.5 °C	0 RPM · <6.0 dB(A) · 47.0 °C	fan off in both
50%	0 RPM · <6.0 dB(A) · 35.3 °C	374 RPM · <6.0 dB(A) · 42.2 °C	fan off in both
100%	1083 RPM · 32.8 dB(A) · 30.2 °C	1099 RPM · 33.2 dB(A) · 45.6 °C	**+0.4 dB(A)**

INFO

Fan speed, noise and the measured intake temperature at 10, 20, 50 and 100 % load, from the two load regulation tests: at normal ambient (about 30-32 °C) and at high ambient (about 40-47 °C). These are stabilized readings at fixed loads, not averages over the certification sweep, so they are indicative of how the fan behaves when it is hot. "<6.0" is the floor of our sound meter, with the fan stopped; with the fan stopped, the intake sensor can read higher than the chamber air.

Informational. Not part of the ETA or LAMBDA rating.

Indicative Performance

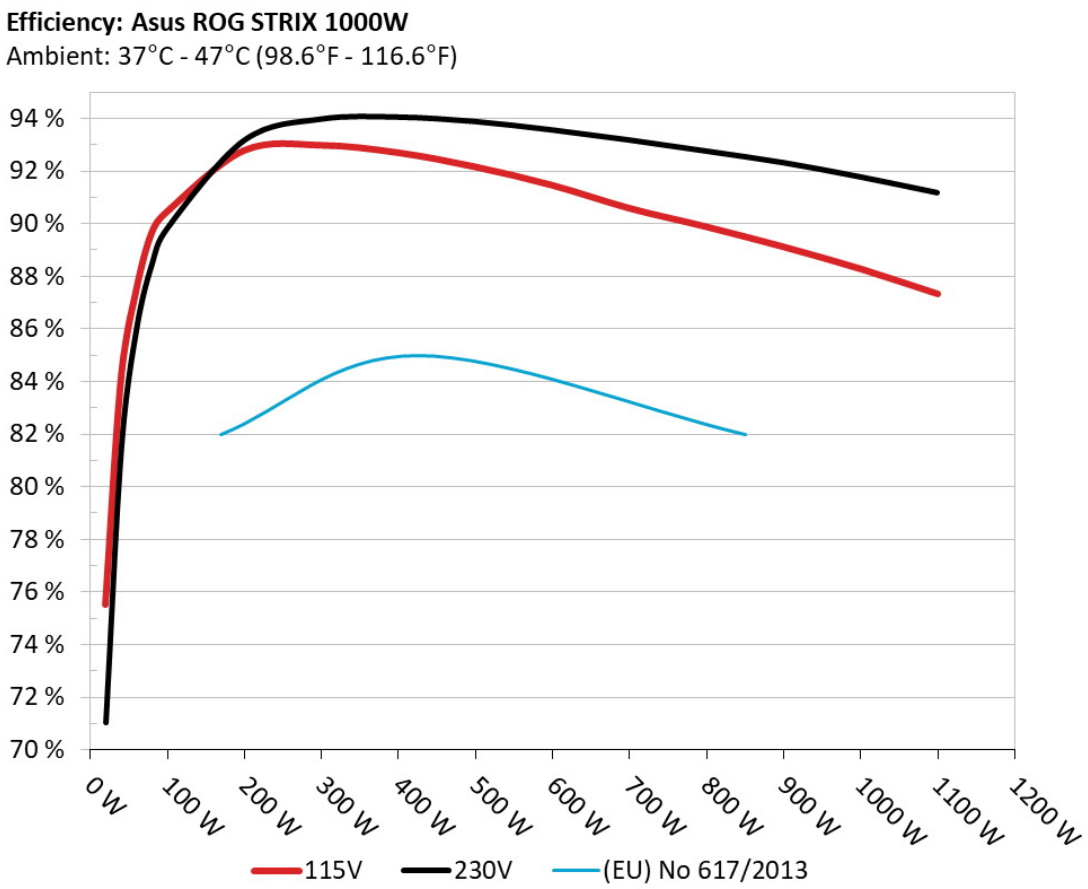

The PSU`s efficiency under high ambient temperatures with 115V and 230V input. For this graph the results of the 10-110% load regulation table are used

5Vsb□□□□

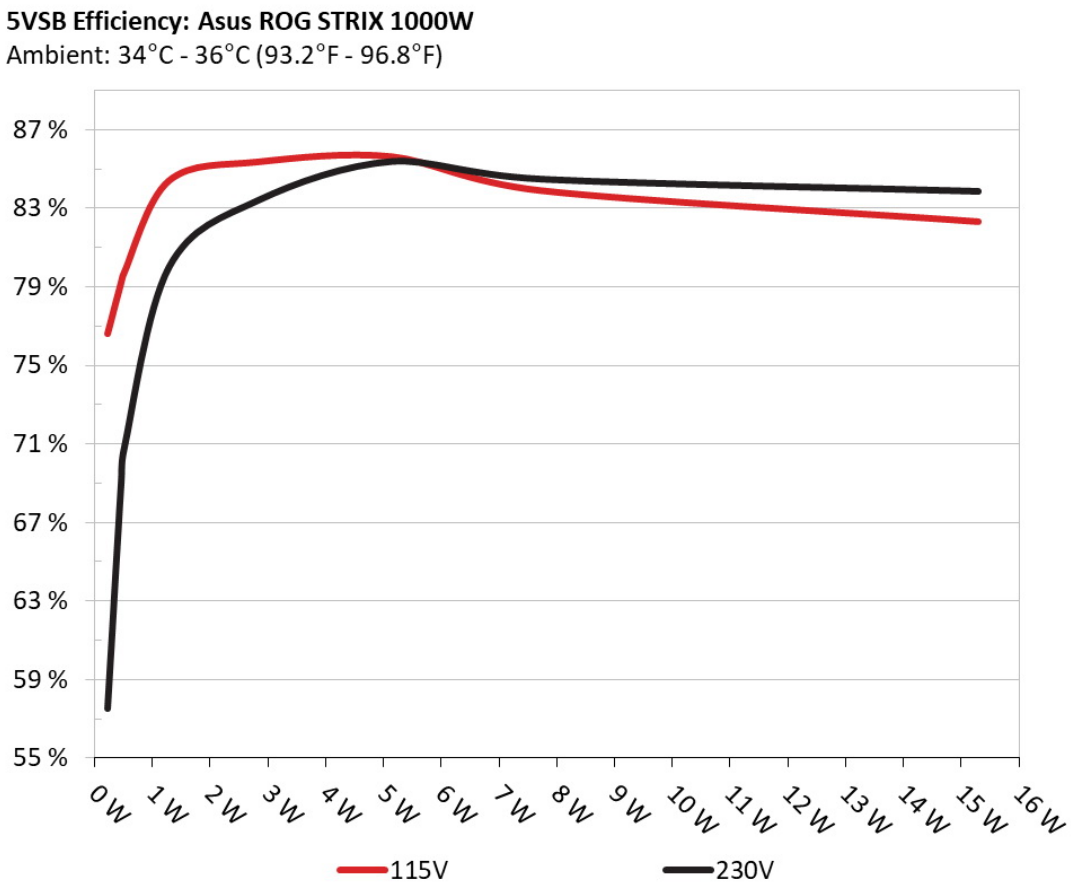

□□

This graph depicts the efficiency levels of the 5VSB rail with 115V and 230V input

□□□□ □□ 5Vsb □□ (ErP Lot3/6 & CEC)

115V

□□ #	5VSB	DC/AC (□)	□□	PF/AC □□
1	**0.045A**	0.234W	76.609%	0.018
	5.193V	0.212W		114.88V
2	**0.09A**	0.468W	79.221%	0.05
	5.192V	0.591W		114.88V
3	**0.55A**	2.848W	85.38%	0.234
	5.176V	3.336W		114.88V
4	**1A**	5.163W	85.639%	0.338
	5.162V	6.029W		114.88V
5	**1.5A**	7.721W	83.917%	0.399
	5.146V	9.201W		114.88V
6	**3.001A**	15.293W	82.329%	0.483
	5.096V	18.575W		114.87V

230V

□□ #	5VSB	DC/AC (□)	□□	PF/AC □□
1	**0.045A**	0.234W	57.522%	0.01
	5.194V	0.408W		229.96V
2	**0.09A**	0.467W	68.994%	0.017
	5.192V	0.678W		229.98V
3	**0.55A**	2.847W	83.434%	0.084
	5.177V	3.413W		229.96V
4	**1A**	5.162W	85.408%	0.142
	5.163V	6.044W		229.96V
5	**1.5A**	7.721W	84.51%	0.2
	5.147V	9.136W		229.95V
6	**3A**	15.295W	83.882%	0.309
	5.099V	18.235W		229.95V

Protection Features

OCP (Normal @ 28.7°C)	12V: 107.60A (129.17%), 12.030V 5V: 34.8A (139.20%), 5.062V 3.3V: 34.5A (138.00%), 3.292V 5VSB: 5.8A (193.33%), 4.989V
OCP (Hot @ 42.7°C)	12V: 105.40A (126.53%), 12.036V 5V: 34.7A (138.80%), 5.066V 3.3V: 34.4A (137.60%), 3.296V 5VSB: 5.8A (193.33%), 4.988V
OPP (Normal @ 28.7°C)	1261.66W (126.17%)
OPP (Hot @ 43.2°C)	1236.04W (123.60%)
OTP	✓ (118°C @ Heat Sink)
SCP	12V to Earth: ✓ 5V to Earth: ✓ 3.3V to Earth: ✓ 5VSB to Earth: ✓ -12V to Earth: ✓
PWR_OK	Proper Operation
NLO	✓
Fan Failure Protection	✗
SIP	Surge: MOV Inrush: NTC & Bypass Relay

Supplementary Tests (For Reference)

10-110%□□□□

115V

□□	**12V**	**5V**	**3.3V**	**5VSB**	**DC/AC (□)**	□□	□□□□ **(RPM)**	□□□□□□□ **(dB[A])**	□□ **(□□ /□□)**	**PF/AC □□**
10%	**6.500A**	**1.964A**	**1.99A**	**0.97A**	99.997	90.472%	0	<6.0	47.87°C	0.975
	12.059V	5.092V	3.317V	5.157V	110.525				40.26°C	114.84V

20%	**14.023A**	**2.947A**	**2.986A**	**1.167A**	199.949	92.801%	0	<6.0	48.28°C	0.986
	12.055V	5.091V	3.316V	5.144V	215.462				40.94°C	114.8V
30%	**21.904A**	**3.439A**	**3.486A**	**1.365A**	299.997	93.001%	0	<6.0	48.18°C	0.989
	12.050V	5.09V	3.314V	5.13V	322.576				41.34°C	114.78V
40%	**29.750A**	**3.931A**	**3.986A**	**1.564A**	399.558	92.72%	0	<6.0	49.18°C	0.99
	12.046V	5.089V	3.312V	5.116V	430.932				41.62°C	114.74V
50%	**37.266A**	**4.915A**	**4.985A**	**1.764A**	499.279	92.181%	353	<6.0	42.31°C	0.992
	12.043V	5.087V	3.31V	5.102V	541.631				63.07°C	114.71V
60%	**44.857A**	**5.903A**	**5.988A**	**1.966A**	599.801	91.478%	482	9.1	42.55°C	0.994
	12.038V	5.083V	3.307V	5.087V	655.681				64.86°C	114.66V
70%	**52.394A**	**6.89A**	**6.991A**	**2.169A**	699.53	90.606%	611	14.1	43.06°C	0.995
	12.032V	5.081V	3.305V	5.073V	772.055				64.56°C	114.63V
80%	**60.011A**	**7.877A**	**7.994A**	**2.272A**	799.529	89.897%	728	19.6	43.95°C	0.996
	12.025V	5.077V	3.302V	5.062V	889.383				64.82°C	114.59V
90%	**67.963A**	**8.372A**	**8.484A**	**2.376A**	899.307	89.138%	909	27.3	44.75°C	0.996
	12.019V	5.076V	3.3V	5.05V	1008.899				64.94°C	114.55V
100%	**75.724A**	**8.867A**	**9.005A**	**2.987A**	999.313	88.299%	1100	33.2	45.78°C	0.997
	12.013V	5.075V	3.298V	5.022V	1131.739				64.55°C	114.51V
110%	**83.416A**	**9.856A**	**10.099A**	**2.992A**	1099.908	87.343%	1233	36.6	47.27°C	0.997
	12.008V	5.073V	3.297V	5.013V	1259.295				66.32°C	114.46V
CL1	**0.116A**	**15.417A**	**15.529A**	**0A**	131.293	85.819%	479	9.1	42.8°C	0.983
	12.067V	5.079V	3.323V	5.176V	152.991				60.89°C	114.82V
CL2	**0.115A**	**24.613A**	**0A**	**0A**	126.268	83.742%	666	17.2	42.22°C	0.982
	12.070V	5.074V	3.319V	5.183V	150.781				55.3°C	114.83V
CL3	**0.115A**	**0A**	**24.788A**	**0A**	83.88	79.1%	733	19.8	41.79°C	0.975
	12.063V	5.094V	3.328V	5.178V	106.043				51.37°C	114.84V
CL4	**83.271A**	**0A**	**0A**	**0A**	999.875	88.94%	1118	33.3	44.37°C	0.996
	12.007V	5.086V	3.297V	5.131V	1124.217				58.03°C	114.52V

The results above are not used in the certification process

230V

□□	12V	5V	3.3V	5VSB	DC/AC (□)	□□	□□□□ (RPM)	□□□□□□□ (dB[A])	□□ (□□ /□□)	PF/AC □□
10%	**6.498A**	**1.964A**	**1.99A**	**0.969A**	99.982	89.674%	0	<6.0	47.28°C	0.86
	12.063V	5.092V	3.317V	5.158V	111.493				40.42°C	229.93V
20%	**14.020A**	**2.947A**	**2.986A**	**1.166A**	199.925	93.184%	0	<6.0	47.01°C	0.937
	12.056V	5.09V	3.315V	5.144V	214.543				40.86°C	229.92V
30%	**21.901A**	**3.439A**	**3.486A**	**1.364A**	299.968	93.99%	0	<6.0	47.75°C	0.963
	12.051V	5.089V	3.313V	5.131V	319.148				41.5°C	229.9V
40%	**29.745A**	**3.931A**	**3.986A**	**1.563A**	399.495	94.063%	0	<6.0	48.78°C	0.972
	12.046V	5.088V	3.312V	5.117V	424.706				41.74°C	229.89V
50%	**37.263A**	**4.915A**	**4.984A**	**1.764A**	499.24	93.896%	374	<6.0	42.21°C	0.979
	12.043V	5.087V	3.31V	5.102V	531.692				45.1°C	229.88V
60%	**44.857A**	**5.903A**	**5.987A**	**1.966A**	599.764	93.573%	445	7.4	42.85°C	0.982
	12.037V	5.083V	3.307V	5.088V	640.966				57.52°C	229.85V
70%	**52.396A**	**6.89A**	**6.99A**	**2.168A**	699.495	93.194%	580	12.8	43.43°C	0.985
	12.031V	5.081V	3.305V	5.073V	750.582				58.19°C	229.84V
80%	**60.008A**	**7.876A**	**7.993A**	**2.272A**	799.497	92.771%	728	19.6	43.6°C	0.987
	12.025V	5.078V	3.302V	5.062V	861.802				58.74°C	229.82V
90%	**67.961A**	**8.372A**	**8.484A**	**2.376A**	899.289	92.335%	908	27.3	44.69°C	0.989
	12.019V	5.076V	3.3V	5.051V	973.937				60.19°C	229.8V
100%	**75.721A**	**8.867A**	**9.005A**	**2.987A**	999.293	91.794%	1099	33.2	45.63°C	0.99
	12.013V	5.075V	3.298V	5.022V	1088.627				61.99°C	229.8V
110%	**83.415A**	**9.856A**	**10.101A**	**2.992A**	1099.891	91.188%	1216	35.8	46.39°C	0.991
	12.007V	5.073V	3.296V	5.013V	1206.176				64°C	229.78V
CL1	**0.116A**	**15.418A**	**15.537A**	**0A**	131.29	86.838%	350	<6.0	41.46°C	0.91
	12.066V	5.078V	3.321V	5.176V	151.189				54.71°C	229.94V
CL2	**0.114A**	**24.612A**	**0A**	**0A**	126.258	83.543%	663	17.2	40.35°C	0.909
	12.073V	5.074V	3.319V	5.183V	151.132				50.67°C	229.93V
CL3	**0.114A**	**0A**	**24.806A**	**0A**	83.878	78.396%	731	19.8	40.38°C	0.854
	12.069V	5.094V	3.326V	5.178V	106.991				47.97°C	229.94V

CL4	**83.267A**	**0A**	**0A**	**0A**	999.852	92.345%	1117	33.3	44.56°C	0.99
	12.008V	5.086V	3.298V	5.132V	1082.735				56.87°C	229.78V

The results above are not used in the certification process

20-80□□□□□

115V

□□	12V	5V	3.3V	5VSB	DC/AC (□)	□□	□□□□ (RPM)	□□□□□□□ (dB[A])	□□ (□□ /□□)	PF/AC □□
20W	**1.232A**	**0.491A**	**0.497A**	**0.193A**	20	75.515%	0	<6.0	43.73°C	0.847
	12.062V	5.094V	3.318V	5.189V	26.525				36.92°C	114.87V
40W	**2.710A**	**0.687A**	**0.696A**	**0.289A**	40	84.041%	0	<6.0	44.51°C	0.924
	12.062V	5.095V	3.319V	5.185V	47.598				37.78°C	114.86V
60W	**4.190A**	**0.883A**	**0.895A**	**0.386A**	60	87.493%	0	<6.0	45.79°C	0.951
	12.061V	5.094V	3.318V	5.18V	68.584				38.69°C	114.86V
80W	**5.664A**	**1.08A**	**1.094A**	**0.483A**	79.945	89.663%	0	<6.0	46.56°C	0.964
	12.060V	5.094V	3.318V	5.175V	89.162				39.35°C	114.85V

The results above are not used in the certification process

230V

□□	12V	5V	3.3V	5VSB	DC/AC (□)	□□	□□□□ (RPM)	□□□□□□□ (dB[A])	□□ (□□ /□□)	PF/AC □□
20W	**1.230A**	**0.491A**	**0.497A**	**0.193A**	19.99	71.041%	0	<6.0	44.7°C	0.494
	12.070V	5.092V	3.317V	5.189V	28.138				36.62°C	229.95V
40W	**2.712A**	**0.687A**	**0.696A**	**0.289A**	39.991	81.432%	0	<6.0	43.75°C	0.67
	12.054V	5.093V	3.317V	5.185V	49.101				37.28°C	229.95V
60W	**4.188A**	**0.883A**	**0.895A**	**0.386A**	59.992	86.03%	0	<6.0	45.47°C	0.77
	12.062V	5.093V	3.317V	5.18V	69.729				38.7°C	229.94V
80W	**5.662A**	**1.08A**	**1.094A**	**0.483A**	79.928	88.479%	0	<6.0	45.65°C	0.824
	12.062V	5.093V	3.317V	5.176V	90.335				39.2°C	229.94V

The results above are not used in the certification process

□□□□

115V

Test	12V	5V	3.3V	5VSB	Pass/Fail
10% Load	7.32mV	7.83mV	8.38mV	6.09mV	Pass
20% Load	8.71mV	8.19mV	9.15mV	7.48mV	Pass
30% Load	8.97mV	7.99mV	9.10mV	7.85mV	Pass
40% Load	10.26mV	7.99mV	9.62mV	7.28mV	Pass
50% Load	11.75mV	7.88mV	8.94mV	8.15mV	Pass
60% Load	13.04mV	8.14mV	9.46mV	7.85mV	Pass
70% Load	12.78mV	8.24mV	9.88mV	9.03mV	Pass
80% Load	13.35mV	9.48mV	12.00mV	8.88mV	Pass
90% Load	15.31mV	9.33mV	10.50mV	9.86mV	Pass
100% Load	18.77mV	9.82mV	11.66mV	12.61mV	Pass
110% Load	19.45mV	10.13mV	12.31mV	13.11mV	Pass
Crossload1	14.97mV	10.73mV	12.74mV	6.22mV	Pass
Crossload2	15.78mV	15.04mV	9.72mV	6.50mV	Pass
Crossload3	12.99mV	8.45mV	13.19mV	6.09mV	Pass
Crossload4	19.67mV	8.26mV	10.18mV	8.88mV	Pass

The results above are not used in the certification process

230V

Test	12V	5V	3.3V	5VSB	Pass/Fail
10% Load	24.95mV	24.32mV	26.68mV	21.73mV	Pass
20% Load	10.42mV	8.24mV	9.26mV	6.61mV	Pass
30% Load	10.36mV	8.29mV	9.57mV	6.97mV	Pass
40% Load	10.10mV	7.93mV	9.67mV	7.59mV	Pass
50% Load	11.70mV	7.83mV	9.10mV	8.52mV	Pass
60% Load	12.17mV	8.35mV	9.15mV	7.69mV	Pass





Test	12V	5V	3.3V	5VSB	Pass/Fail
70% Load	12.94mV	8.40mV	9.62mV	8.47mV	Pass
80% Load	14.59mV	9.43mV	10.86mV	10.01mV	Pass
90% Load	15.47mV	9.02mV	11.27mV	10.01mV	Pass
100% Load	18.87mV	9.95mV	12.23mV	12.88mV	Pass
110% Load	20.99mV	10.38mV	12.26mV	13.60mV	Pass
Crossload1	19.89mV	11.19mV	12.44mV	6.43mV	Pass
Crossload2	17.58mV	15.81mV	9.72mV	6.20mV	Pass
Crossload3	17.32mV	8.86mV	13.71mV	6.35mV	Pass
Crossload4	20.95mV	8.84mV	9.86mV	9.16mV	Pass

The results above are not used in the certification process

ASUS ROG-STRIX-1000P-GAMING

Top side

Power specifications label

本测试报告中包含的所有数据和图表均可在以下条件下由任何人使用：使用过程需提及测试结果由 Cybenetics提供。
在任何情况下都应提供原始测试结果文档的网站链接

Cybenetics 提供自愿性认证计划：电源方面有 ETA (效率)、 LAMBDA (噪声) 与 SAFE (安全与正确运行)；散热产品方面有 DELTA (机箱隔音) 与 PHI (风扇风量与静压)