ASUS ROG-THOR-1200P3-GAMING

Serial Number -

Lab ID AS12002783

Certification ID 252783

Test Result Report ID: 25PS2783A

Certificate Issue Date: Apr 16, 2025

Scheme: ETA-EMI PSU

115V: CYBENETICS PLATINUM

230V: CYBENETICS PLATINUM 230v

Scheme: LAMBDA PSU

115V: CYBENETICS A++

230V: CYBENETICS A++ 230v

CYBENETICS ATX 3.1 PASS

Outside Validation Scope

General Information

Test Equipment

Electronic Loads	Chroma 63601-5 x2 Chroma 63600-2 Chroma 63640-80-80 x10 Chroma 63610-80-20
AC Sources	Chroma 6530, APM SP300VAC4000W-P, GW Instek ASR-3500
Power Analyzers	Rohde & Schwarz HMC8015 & NPA701
Oscilloscopes	Picoscope 4444, Siglent SDS2104X PLUS
Sound Analyzer	Bruel & Kjaer 2270 G4
Microphone	Bruel & Kjaer Type 4955-A
Temperature Logger	Picoscope TC-08
Tachometer	UNI-T UT372
Multimeters	Keysight 34465A
EMI Analyzer	TekBox TBMR-110M-EU
Isolation Transformer	4kVA
UPS	FSP Champ Tower 3kVA, CyberPower OLS3000E 3kVA
Testing Methodology	Cybenetics PSU Test Protocol

DUT Information(Non-accredited measurements)

Product Identification Details	
Brand	ASUS
Model	ROG-THOR-1200P3-GAMING
OEM/ODM	Seasonic
Serial Number	-
Product Specifications	
Manufacturer-Provided Information	
Rated Voltage (Vrms)	100-240
Rated Current (Arms)	7.5-15

Rated Frequency (Hz)	50-60
Rated Power (W)	1200
Operating Temperature (Continuous Full Load) (°C)	
Type	ATX12V
Cable Design	Fully Modular
Warranty	-
Cybenetics Measurements	
Dimensions (W x H x D)	
Weight	
Cooling	135mm Double Ball Bearing Fan (F1214025BL)
Semi-Passive Operation	✓ (selectable)
Cybenetics Testing Information	
Lab ID	AS12002783
Date of receipt	Apr 2, 2025
Testing Date	Apr 10, 2025
Report Issued Date	Apr 16, 2025
DUT Notes	The fan speed profile is extremely relaxed. In addition, the 1200W unit has a more relaxed fan speed profile than the 1000W model.
Engineer Name	-
Authorized By the Laboratory Technical Manager	Aristeidis Bitziopoulos
Signature	

Cables and Connectors(Non-accredited measurements)

Modular Cables				
Description	**Cable Count**	**Connector Count (Total)**	**Gauge**	In Cable Capacitors
ATX connector 20+4 pin (610mm)	1	1	18-22AWG	No
4+4 pin EPS12V (1000mm)	2	2	18AWG	No
6+2 pin PCIe (750mm)	4	4	18AWG	No
12+4 pin PCIe (740mm) (600W)	1	1	16-24AWG	No
SATA (410mm+135mm+135mm)	1	3	18AWG	No
SATA (410mm+120mm+120mm+120mm)	1	4	18AWG	No

4 pin Molex (415mm+165mm+165mm)	2	6	18AWG	No
5V ARGB connector (800mm)	1	1	-	-

Protection Features(Manufacturer)

Over Power Protection	✓
Over Current (+12V) Protection	✓
Over Temperature Protection	✓
Short Circuit Protection	✓
Surge Protection	✓
Inrush Current Protection	✓
Fan Failure Protection	✗

Power Specifications

Rail		3.3V	5V	12V	5VSB	-12V
Max. Power	Amps	30	25	100	3	0.3
	Watts	125		1200	15	3.6
Total Max. Power (W)		1200				

Parts Description

General Data	
Manufacturer (OEM)	Seasonic
PCB Type	Double-Sided
Primary Side	
Transient Filter	6x Y caps, 2x X caps, 2x CM chokes, 1x MOV
Inrush Protection	2x NTC Thermistor MF72-5D20L (5 Ohm @ 25°C) & Relay
Bridge Rectifier(s)	2x Vishay LVB2560 (600V, 25A @ 105°C)
APFC MODFET	1x Transphorm TP65H035G4WS GaN (650V, 29A @ 100°C, Rds(on): 41mOhm)
APFC Boost Diode	1x CREE C6D10065A (650V, 10A @ 155°C)

Bulk Cap(s)	1x Rubycon (420V, 820uF, 2-3000h @ 105°C, MXE) & 1x Rubycon (420V, 680uF, 3000h @ 105°C, MXK)
Main Switchers	4x Infineon IPP60R120P7 (650V, 16A @ 100°C, Rds(on): 0.120Ohm)
APFC Controller	1x Champion CM6502UHHX & 1x Champion CM03X (reduce the no-load consumption)
Resonant Controller	Champion CM6901T2X
Driver IC	2x Novosense NSi6602
Topology	Primary side: APFC, Full-Bridge & LLC Resonant converter Secondary side: Synchronous Rectification & DC-DC converters
Secondary Side	
+12V MOSFETs	8x Infineon BSC007N04LS6 (40V, 269A @ 100°C, Rds(on): 0.7mOhm)
5V & 3.3V	DC-DC Converters: 4x Nexperia PSMN4R0-30YLD (30V, 95A @ 25°C, Rds(on): 4mOhm) & 2x Nexperia PSMN3R5-30YL (30V, 100A @ 25°C, Rds(on): 3.5mOhm) PWM Controller(s): Anpec APW7159C
Filtering Capacitors	Electrolytic: 5x Rubycon (6-10,000h @105°C, ZLH) 1x Rubycon (3-6,000h @105°C, ZLQ) 3x Nichicon (2-5,000 @ 105°C, HD(M)) Polymer: 28x FPCAP, 12x Nippon Chemi-con
Supervisor IC	Weltrend WT7527RA (OVP, UVP, OCP, SCP, PG)
MCU / Flash Memory	Nuvoton M481LE8AE / Microchip SST26F016B
Fan Model	Everflow F1214025BL (135mm, 12V, 0.2A , Double Ball Bearing Fan)
5VSB	
Rectifier	Infineon BSC014N04LS (40V, 145A @ 100°C, Rds(on): 1.4mOhm)
Standby PWM Controller	NCP1342AMDCDAD1R2G

Test Results

Temperature & Compliance Info

Temperature Range (°C /°F)	28-32 / 82.4-89.6
ErP Lot 3/6 Ready	✓
(EU) No 617/2013 Compliance	✓
ALPM (Alternative Low Power Mode) compatible	✓

ATX v3.1 PSU Power Excursion	✓
Conducted Emissions EN 55032 & CISPR 32	Passed

Performance Summary

115V

Accredited	
Average Efficiency (>1450 load combinations)	90.809%
Average Noise Output (>1450 Load Combinations)	10.50dBA
Average PF (>1450 Load Combinations)	0.991
Efficiency With 10W (≤500W) or 2% (>500W) Load	66.739%
Standby Power Consumption	0.0163W
Non-Accredited	
12V Ripple (Full Load)	33.52mV
5V Ripple (Full Load)	18.02mV
3.3V Ripple (Full Load)	19.28mV
5VSB Ripple (Full Load)	17.26mV
12V Load Regulation	0.38%
5V Load Regulation	0.61%
3.3V Load Regulation	0.82%
5VSB Load Regulation	3.47%
Inrush Current	34.830A

230V

Accredited	
Average Efficiency (>1450 load combinations)	92.608%
Average Noise Output (>1450 Load Combinations)	10.45dBA
Average PF (>1450 Load Combinations)	0.958
Efficiency With 10W (≤500W) or 2% (>500W) Load	67.124%
Standby Power Consumption	0.0857W
Non-Accredited	

12V Ripple (Full Load)	32.14mV	
5V Ripple (Full Load)	18.03mV	
3.3V Ripple (Full Load)	19.49mV	
5VSB Ripple (Full Load)	18.00mV	
12V Load Regulation	0.38%	
5V Load Regulation	0.63%	
3.3V Load Regulation	0.76%	
5VSB Load Regulation	3.27%	
Inrush Current	65.080A	
12V Transient Response (200%)	11.49V	
5V Transient Response (200%)	4.993V	
3.3V Transient Response (200%)	3.213V	
5VSB Transient Response (200%)	5.048V	
Hold-Up Time & PWR_OK Signal	24.00ms	
AC Loss to PWR_OK Hold Up Time	20.00ms	
PWR_OK Inactive to DC Loss Delay	4.00ms	
PSU Timings: T1 (20% / 100%)	71.0ms	51.0ms
PSU Timings: T3 (20% / 100%)	123.0ms	126.0ms
12V OCP (26.2°C / 41.6°C)	129.00A (129.00%), 12.013V	129.90A (129.90%), 12.018V
5V OCP (26.2°C / 41.6°C)	31.8A (127.20%), 5.094V	31.6A (126.40%), 5.077V
3.3V OCP (26.2°C / 41.6°C)	38.8A (129.33%), 3.302V	38.8A (129.33%), 3.304V
5VSB OCP (26.2°C / 41.6°C)	4.4A (146.67%), 5.034V	4.4A (146.67%), 5.049V
OPP (28.26°C / 41.83°C)	122.97%	121.97%

Hold-Up Time & PWR_OK Signal

Hold-Up Time (ms)	24
AC Loss to PWR_OK Hold Up Time (ms)	20
PWR_OK Inactive to DC Loss Delay (ms)	4

Stromverbrauch im Ruhezustand

Tables

115V

Detailed Results						
	Average	Min	Limit Min	Max	Limit Max	Result
Mains Voltage RMS:	114.84 V	114.80 V	113.85 V	114.89 V	116.15 V	PASS
Mains Frequency:	60.00 Hz	59.98 Hz	59.40 Hz	60.01 Hz	60.60 Hz	PASS
Mains Voltage CF:	1.419	1.418	1.340	1.420	1.490	PASS
Mains Voltage THD:	0.14 %	0.11 %	N/A	0.19 %	2.00 %	PASS
Real Power:	0.016 W	0.014 W	N/A	0.019 W	N/A	N/A
Apparent Power:	10.571 W	10.552 W	N/A	10.589 W	N/A	N/A
Power Factor:	0.001	N/A	N/A	N/A	N/A	N/A

230V

Detailed Results						
	Average	Min	Limit Min	Max	Limit Max	Result
Mains Voltage RMS:	229.83 V	229.76 V	227.70 V	229.86 V	232.30 V	PASS
Mains Frequency:	50.00 Hz	50.00 Hz	49.50 Hz	50.00 Hz	50.50 Hz	PASS
Mains Voltage CF:	1.418	1.417	1.340	1.419	1.490	PASS
Mains Voltage THD:	0.13 %	0.11 %	N/A	0.15 %	2.00 %	PASS
Real Power:	0.086 W	0.071 W	N/A	0.141 W	N/A	N/A
Apparent Power:	35.670 W	35.635 W	N/A	35.700 W	N/A	N/A
Power Factor:	0.002	N/A	N/A	N/A	N/A	N/A

Efficiency Graph

115V

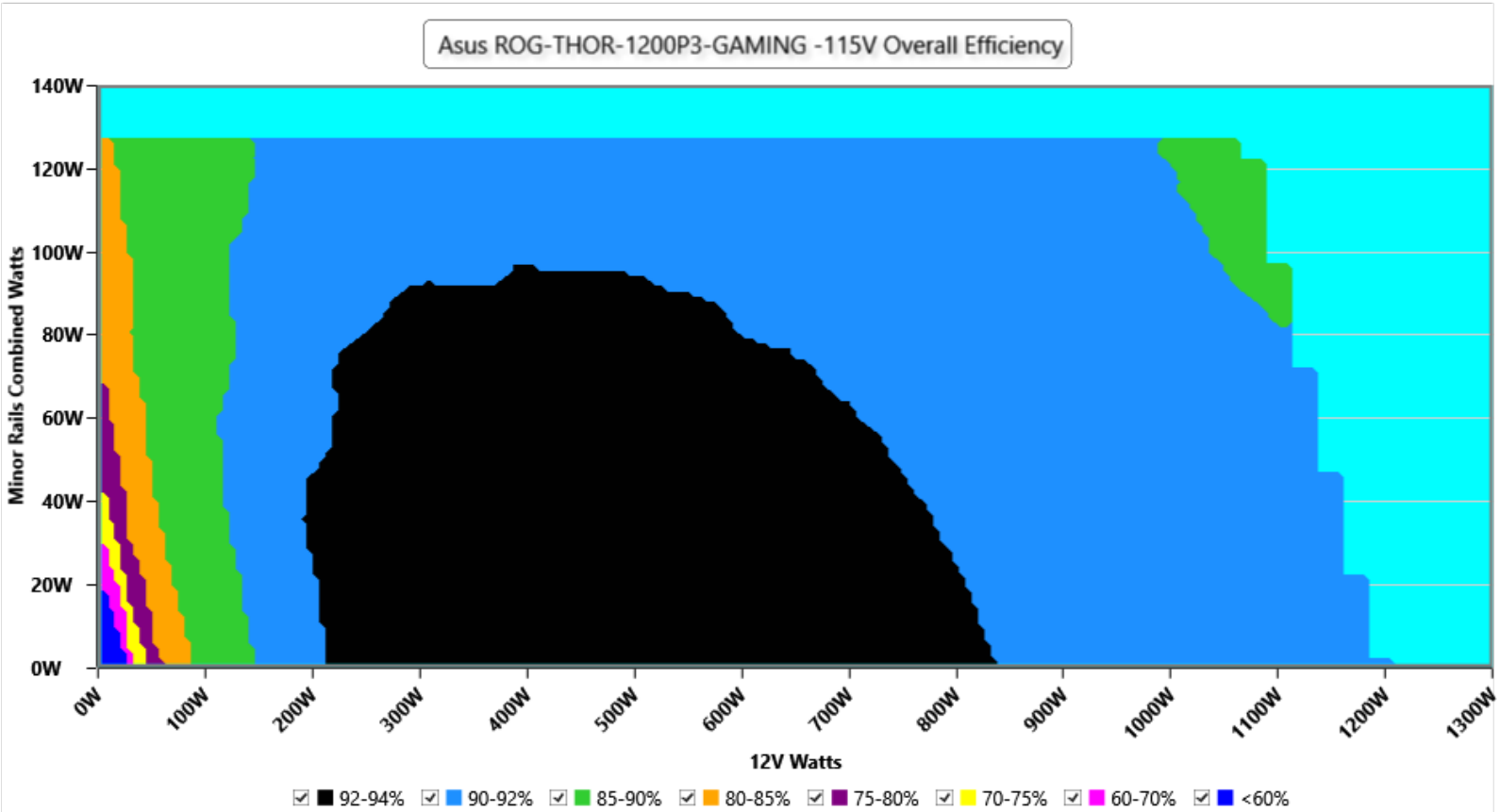

INFO

This graph depicts the PSU`s efficiency throughout its entire operational range. For the generation of the efficiency and noise graphs we set our loaders to auto mode through our custom-made software before trying thousands of possible load combinations

230V

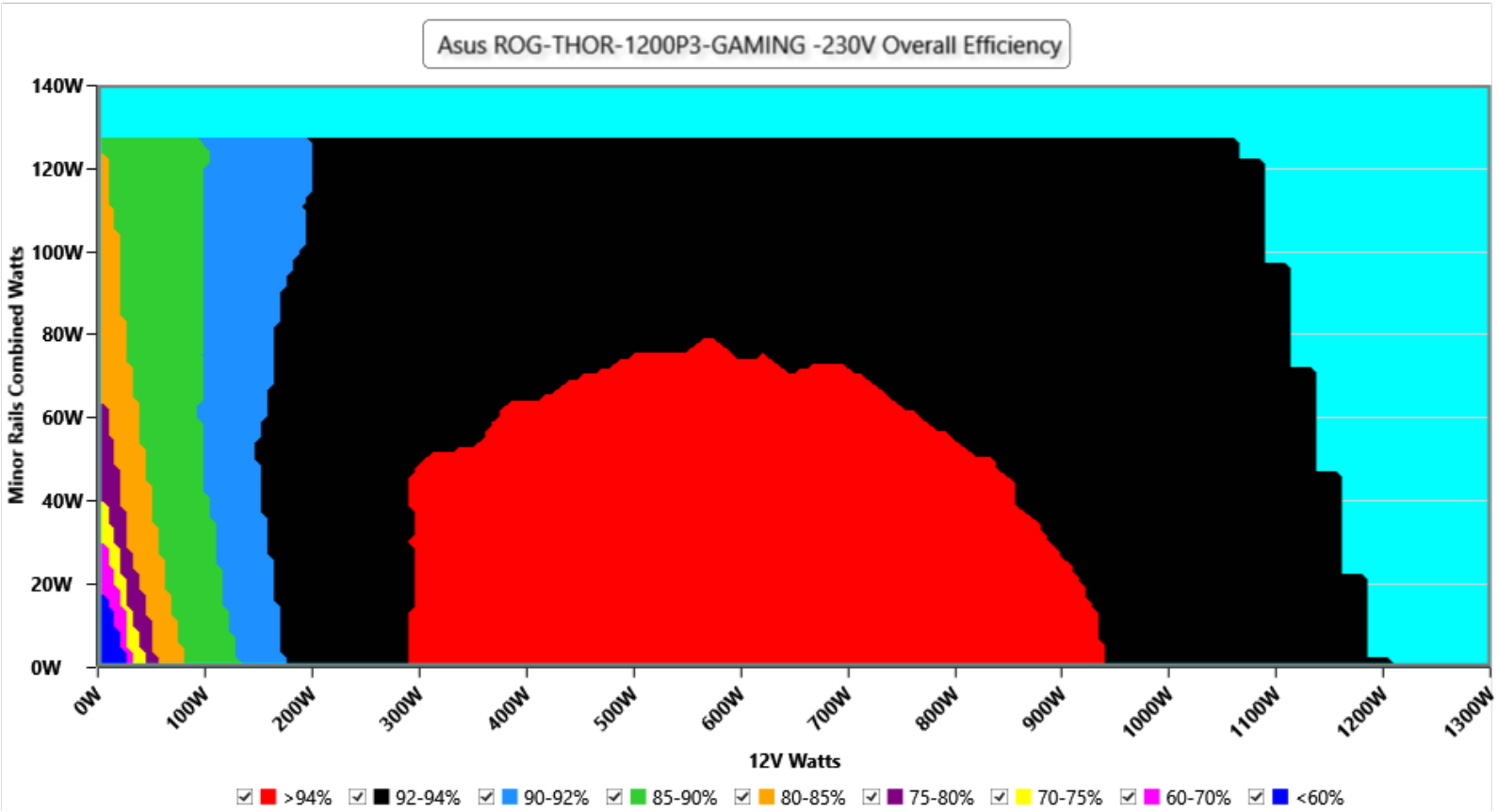

INFO

This graph depicts the PSU`s efficiency throughout its entire operational range. For the generation of the efficiency and noise graphs we set our loaders to auto mode through our custom-made software before trying thousands of possible load combinations

Noise Graph

115V

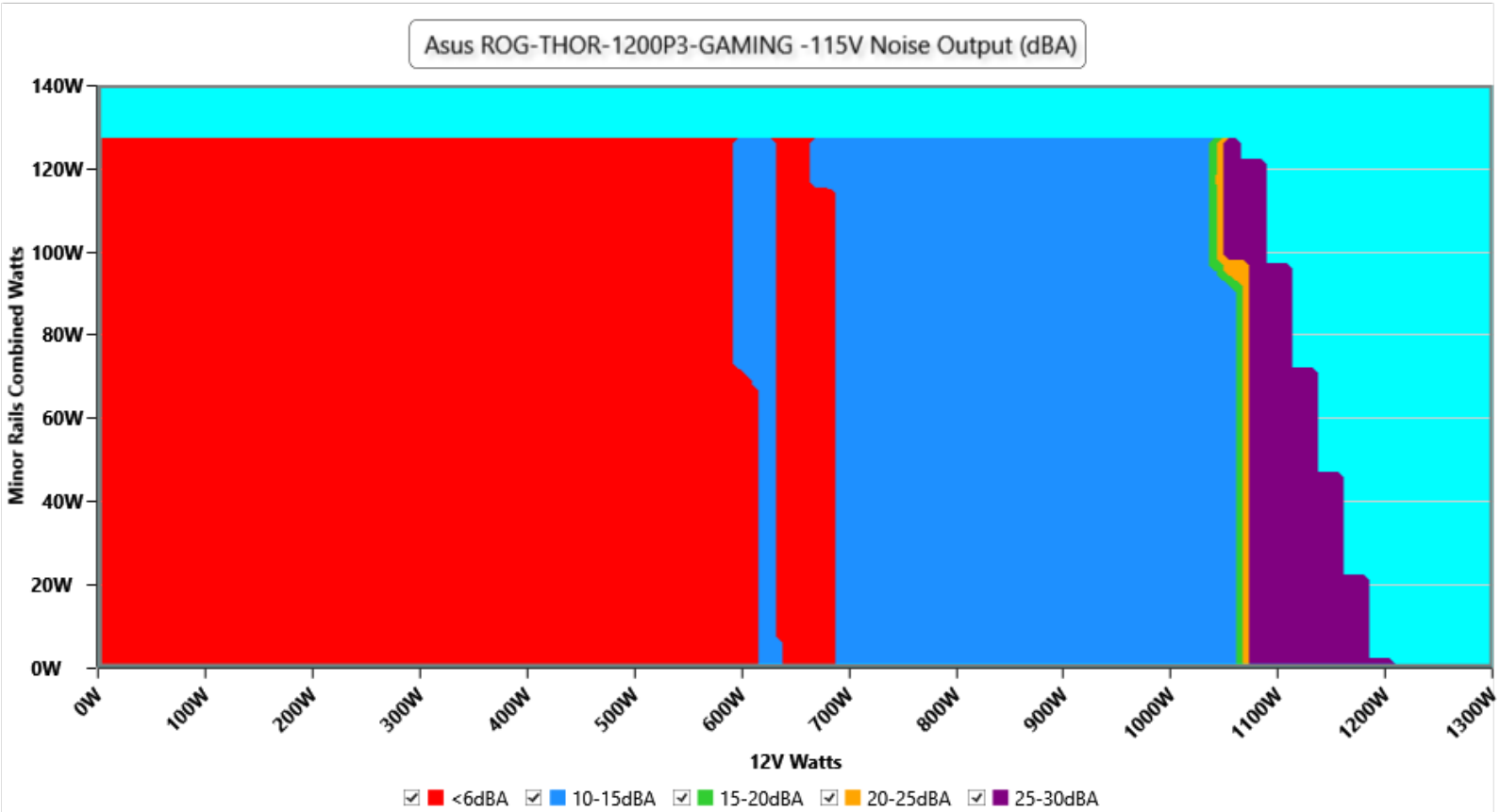

INFO

The PSU`s noise in its entire operational range and under 30-32 °C ambient is depicted in this graph. The X axis represents the load on the +12V rail(s) while the Y axis is the load on the minor rails

230V

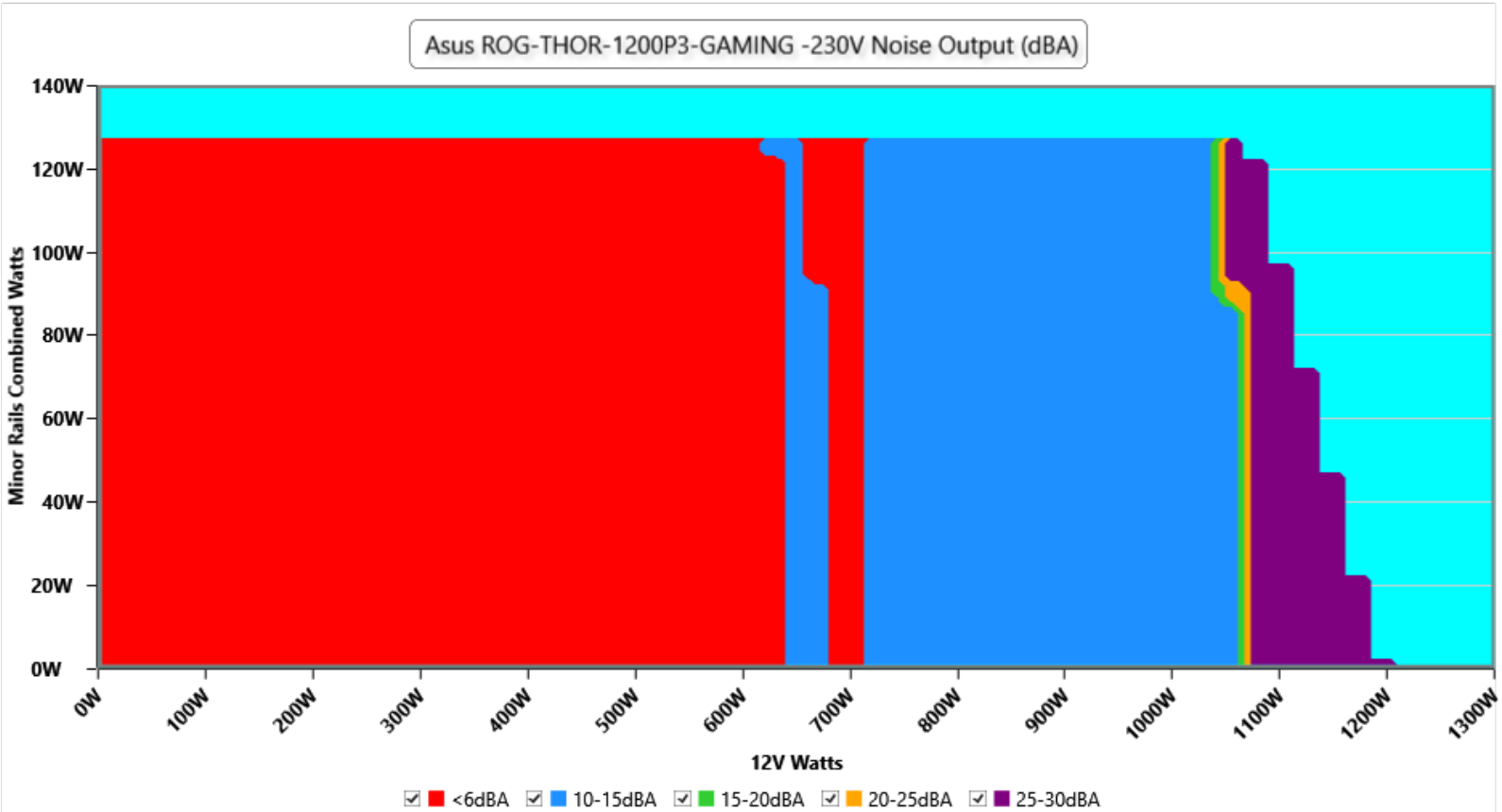

INFO

The PSU`s noise in its entire operational range and under 30-32 °C ambient is depicted in this graph. The X axis represents the load on the +12V rail(s) while the Y axis is the load on the minor rails

Indicative Performance

Efficiency under high ambient temperature

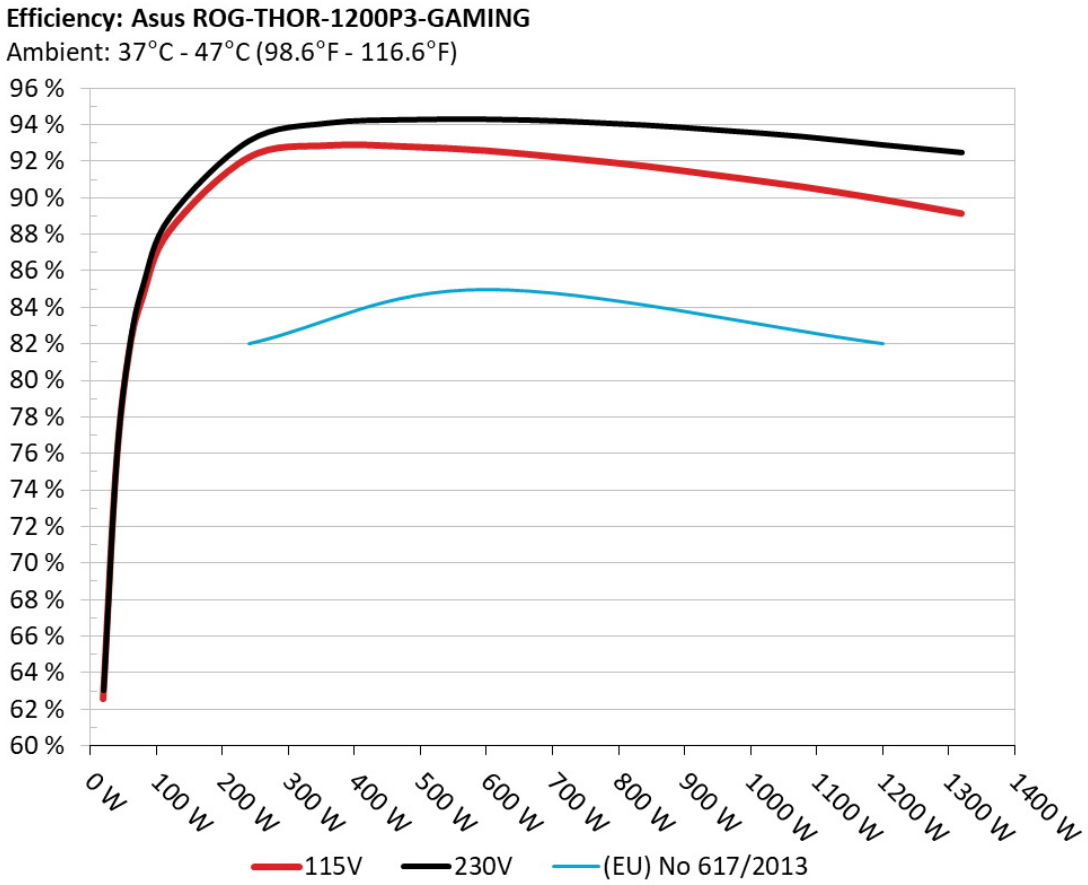

INFO

The PSU`s efficiency under high ambient temperatures with 115V and 230V input. For this graph the results of the 10-110% load regulation table are used

5VSB Efficiency

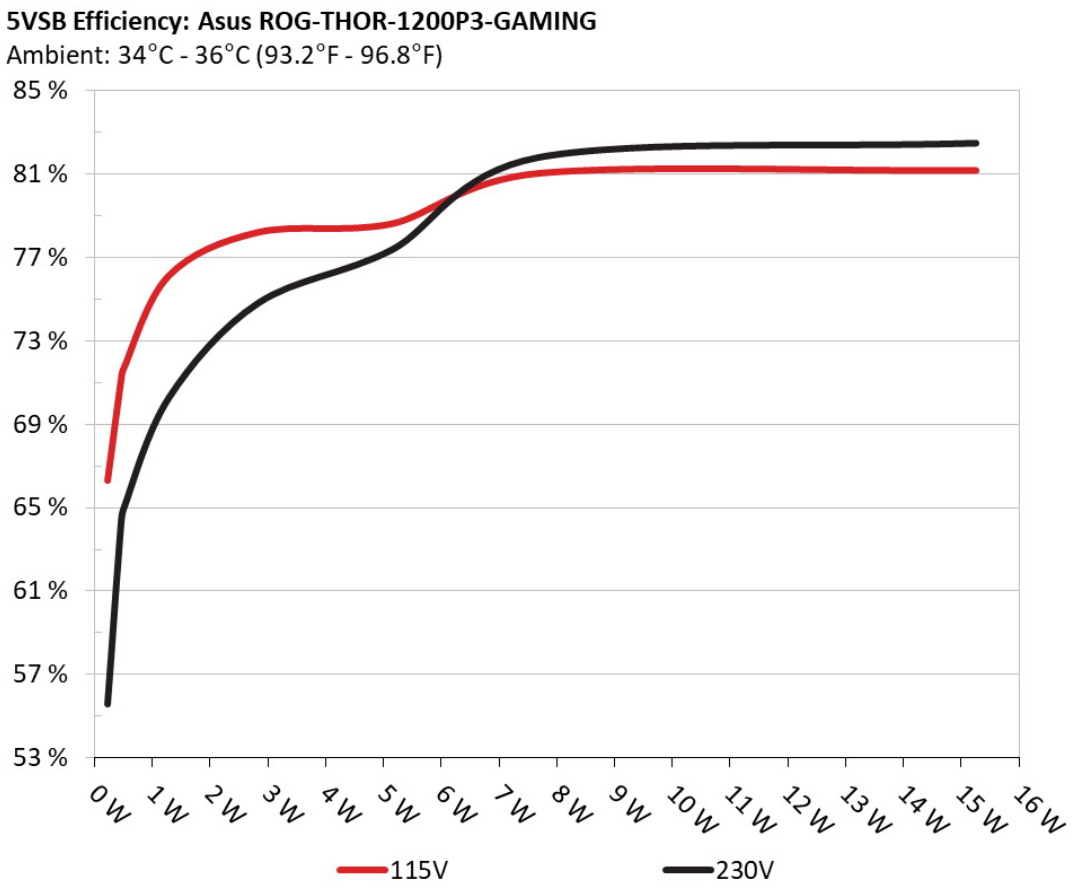

INFO

This graph depicts the efficiency levels of the 5VSB rail with 115V and 230V input

5VSB Efficiency (ERP LOT 3/6 & CEC)

115V

Test #	5VSB	DC/AC (Watts)	Efficiency	PF/AC Volts
1	**0.045A**	0.233W	66.318%	0.033
	5.182V	0.351W		114.84V
2	**0.09A**	0.466W	71.151%	0.061
	5.18V	0.655W		114.83V
3	**0.55A**	2.841W	78.214%	0.275
	5.165V	3.632W		114.83V
4	**1A**	5.151W	78.62%	0.39
	5.15V	6.551W		114.83V
5	**1.5A**	7.704W	81.041%	0.454
	5.135V	9.506W		114.83V
6	**3A**	15.257W	81.176%	0.537
	5.085V	18.795W		114.82V

230V

Test #	5VSB	DC/AC (Watts)	Efficiency	PF/AC Volts
1	**0.045A**	0.233W	55.582%	0.012
	5.185V	0.42W		229.83V
2	**0.09A**	0.466W	64.288%	0.02
	5.181V	0.725W		229.83V
3	**0.55A**	2.839W	74.799%	0.102
	5.162V	3.795W		229.82V
4	**1A**	5.148W	77.351%	0.17
	5.148V	6.656W		229.82V
5	**1.5A**	7.701W	81.785%	0.225
	5.133V	9.416W		229.82V
6	**3A**	15.258W	82.464%	0.337
	5.085V	18.502W		229.82V

Protection Features

OCP (Normal @ 26.2°C)	12V: 129.00A (129.00%), 12.013V 5V: 31.8A (127.20%), 5.094V 3.3V: 38.8A (129.33%), 3.302V 5VSB: 4.4A (146.67%), 5.034V
OCP (Hot @ 41.6°C)	12V: 129.90A (129.90%), 12.018V 5V: 31.6A (126.40%), 5.077V 3.3V: 38.8A (129.33%), 3.304V 5VSB: 4.4A (146.67%), 5.049V
OPP (Normal @ 28.3°C)	1475.67W (122.97%)
OPP (Hot @ 41.8°C)	1463.70W (121.97%)
OTP	✓ (130°C @ Secondary Side)
SCP	12V to Earth: ✓ 5V to Earth: ✓ 3.3V to Earth: ✓ 5VSB to Earth: ✓ -12V to Earth: ✓
PWR_OK	Proper Operation
UVP (Full Load @ 90V)	✓
UVP (Damage @ 80V)	✓
Conducted Emissions EN55032 & CISPR 32A	✓
NLO	✓
Fan Failure Protection	✗
SIP	Surge: MOV Inrush: NTC & Bypass Relay

Supplementary Tests (For Reference)

Typical Load Tests

115V

Test	12V	5V	3.3V	5VSB	DC/AC (Watts)	Efficiency	Fan Speed (RPM)	PSU Noise (dB[A])	Temps (In/Out)	PF/AC Volts
10%	**8.188A**	**1.967A**	**1.987A**	**0.971A**	120.005	88.166%	0	<6.0	46.66°C	0.975
	12.019V	5.085V	3.322V	5.152V	136.115				40.46°C	114.8V
20%	**17.391A**	**2.952A**	**2.983A**	**1.168A**	239.971	92.193%	0	<6.0	47.48°C	0.993
	12.022V	5.081V	3.319V	5.139V	260.291				40.96°C	114.76V
30%	**26.893A**	**3.446A**	**3.483A**	**1.366A**	359.222	92.858%	0	<6.0	47.93°C	0.996
	12.017V	5.078V	3.316V	5.126V	386.851				41.41°C	114.72V
40%	**36.497A**	**3.941A**	**3.984A**	**1.565A**	479.584	92.797%	0	<6.0	48.78°C	0.992
	12.011V	5.076V	3.314V	5.111V	516.809				41.56°C	114.68V
50%	**45.716A**	**4.929A**	**4.985A**	**1.765A**	599.352	92.574%	0	<6.0	49.93°C	0.993
	12.005V	5.072V	3.311V	5.099V	647.433				42.29°C	114.63V
60%	**54.988A**	**5.919A**	**5.987A**	**1.969A**	719.882	92.177%	493	9.8	42.91°C	0.994
	12.004V	5.069V	3.308V	5.079V	780.973				59.99°C	114.59V
70%	**64.197A**	**6.909A**	**6.989A**	**2.173A**	839.618	91.732%	493	9.8	43.16°C	0.994
	12.002V	5.067V	3.306V	5.063V	915.298				61.36°C	114.55V
80%	**73.488A**	**7.898A**	**7.992A**	**2.277A**	959.601	91.175%	674	18	43.67°C	0.995
	11.998V	5.064V	3.303V	5.051V	1052.493				61.4°C	114.51V
90%	**83.115A**	**8.396A**	**8.482A**	**2.381A**	1079.401	90.591%	954	28.4	44.62°C	0.995
	11.994V	5.062V	3.301V	5.041V	1191.508				60.88°C	114.46V
100%	**92.560A**	**8.894A**	**9.003A**	**2.993A**	1199.439	89.904%	1208	34.7	45.57°C	0.996
	11.989V	5.059V	3.299V	5.012V	1334.129				61.31°C	114.41V
110%	**101.951A**	**9.892A**	**10.106A**	**2.998A**	1320.046	89.133%	1208	34.7	46.75°C	0.996
	11.983V	5.054V	3.295V	5.005V	1480.985				64.83°C	114.36V
CL1	**0.117A**	**14.884A**	**15.018A**	**0A**	126.308	83.87%	0	<6.0	45.91°C	0.979
	12.013V	5.059V	3.302V	5.188V	150.602				40.24°C	114.79V

Test	12V	5V	3.3V	5VSB	DC/AC (Watts)	Efficiency	Fan Speed (RPM)	PSU Noise (dB[A])	Temps (In/Out)	PF/AC Volts
CL2	**0.117A**	**24.625A**	**0A**	**0A**	126.238	82.806%	780	23.4	40.26°C	0.98
	12.018V	5.07V	3.299V	5.186V	152.451				50.73°C	114.78V
CL3	**0.115A**	**0A**	**29.896A**	**0A**	100.383	75.836%	611	15.7	42.59°C	0.975
	12.022V	5.055V	3.311V	5.182V	132.37				51.74°C	114.79V
CL4	**100.105A**	**0A**	**0A**	**0.001A**	1199.99	90.538%	847	25.1	44.45°C	0.996
	11.987V	5.071V	3.308V	5.124V	1325.403				59.64°C	114.43V

The results above are not used in the certification process

230V

Test	12V	5V	3.3V	5VSB	DC/AC (Watts)	Efficiency	Fan Speed (RPM)	PSU Noise (dB[A])	Temps (In/Out)	PF/AC Volts
10%	**8.186A**	**1.966A**	**1.986A**	**0.972A**	120.002	88.907%	0	<6.0	43.37°C	0.838
	12.021V	5.087V	3.324V	5.147V	134.967				40.26°C	229.81V
20%	**17.386A**	**2.951A**	**2.981A**	**1.169A**	239.964	93.098%	0	<6.0	43.99°C	0.93
	12.025V	5.084V	3.321V	5.134V	257.754				40.58°C	229.79V
30%	**26.885A**	**3.444A**	**3.481A**	**1.367A**	359.193	94.077%	0	<6.0	45.61°C	0.959
	12.019V	5.081V	3.319V	5.121V	381.806				41.18°C	229.77V
40%	**36.487A**	**3.939A**	**3.981A**	**1.567A**	479.553	94.262%	0	<6.0	45.86°C	0.973
	12.014V	5.078V	3.316V	5.107V	508.746				41.78°C	229.75V
50%	**45.706A**	**4.927A**	**4.981A**	**1.767A**	599.328	94.285%	0	<6.0	46.99°C	0.979
	12.008V	5.074V	3.313V	5.095V	635.66				42.15°C	229.73V
60%	**54.998A**	**5.917A**	**5.984A**	**1.969A**	719.85	94.177%	0	<6.0	47.21°C	0.983
	12.001V	5.07V	3.309V	5.08V	764.36				42.88°C	229.71V
70%	**64.198A**	**6.905A**	**6.98A**	**2.173A**	839.52	93.968%	492	9.8	44.27°C	0.985
	12.001V	5.07V	3.31V	5.063V	893.407				52.46°C	229.7V
80%	**73.501A**	**7.894A**	**7.981A**	**2.276A**	959.511	93.673%	493	9.8	43.84°C	0.987
	11.995V	5.066V	3.307V	5.052V	1024.326				55.31°C	229.68V
90%	**83.143A**	**8.393A**	**8.471A**	**2.381A**	1079.326	93.339%	955	28.4	44.07°C	0.987
	11.989V	5.063V	3.305V	5.041V	1156.349				55.02°C	229.66V

Test	12V	5V	3.3V	5VSB	DC/AC (Watts)	Efficiency	Fan Speed (RPM)	PSU Noise (dB[A])	Temps (In/Out)	PF/AC Volts
100%	**92.603A**	**8.891A**	**8.995A**	**2.993A**	1199.38	92.889%	1207	34.7	45.32°C	0.988
	11.983V	5.061V	3.302V	5.012V	1291.165				55.22°C	229.63V
110%	**101.995A**	**9.887A**	**10.096A**	**2.998A**	1319.986	92.466%	1208	34.7	46.55°C	0.988
	11.978V	5.057V	3.298V	5.005V	1427.552				56.91°C	229.61V
CL1	**0.117A**	**14.87A**	**14.997A**	**0A**	126.302	85.069%	0	<6.0	45.65°C	0.858
	12.016V	5.064V	3.307V	5.186V	148.472				42.09°C	229.81V
CL2	**0.115A**	**24.608A**	**0A**	**0A**	126.232	83.798%	788	22.8	45.81°C	0.861
	12.018V	5.073V	3.299V	5.188V	150.638				57.02°C	229.81V
CL3	**0.115A**	**0A**	**29.855A**	**0A**	100.381	76.457%	787	22.8	44.82°C	0.836
	12.021V	5.055V	3.316V	5.184V	131.293				54.57°C	229.81V
CL4	**100.149A**	**0A**	**0A**	**0.001A**	1199.955	93.378%	1202	34.6	44.83°C	0.988
	11.981V	5.072V	3.308V	5.125V	1285.057				52.29°C	229.63V

The results above are not used in the certification process

Light Load Tests

115V

Test	12V	5V	3.3V	5VSB	DC/AC (Watts)	Efficiency	Fan Speed (RPM)	PSU Noise (dB[A])	Temps (In/Out)	PF/AC Volts
20W	**1.234A**	**0.491A**	**0.496A**	**0.193A**	20.002	62.558%	0	<6.0	43.37°C	0.841
	12.035V	5.09V	3.326V	5.186V	31.972				36.81°C	114.82V
40W	**2.719A**	**0.688A**	**0.695A**	**0.29A**	40.003	75.392%	0	<6.0	44.3°C	0.915
	12.024V	5.089V	3.325V	5.18V	53.059				37.27°C	114.83V
60W	**4.204A**	**0.884A**	**0.893A**	**0.386A**	60.004	81.715%	0	<6.0	44.77°C	0.953
	12.021V	5.088V	3.324V	5.177V	73.431				38.66°C	114.81V
80W	**5.684A**	**1.081A**	**1.092A**	**0.483A**	79.951	84.57%	0	<6.0	45.75°C	0.961
	12.021V	5.088V	3.324V	5.173V	94.538				39.45°C	114.81V

The results above are not used in the certification process

230V

Test	12V	5V	3.3V	5VSB	DC/AC (Watts)	Efficiency	Fan Speed (RPM)	PSU Noise (dB[A])	Temps (In/Out)	PF/AC Volts
20W	**1.234A**	**0.491A**	**0.496A**	**0.193A**	20.002	63.028%	0	<6.0	36.98°C	0.481
	12.028V	5.093V	3.327V	5.176V	31.737				36.04°C	229.82V
40W	**2.718A**	**0.687A**	**0.694A**	**0.29A**	40.002	75.807%	0	<6.0	39.39°C	0.62
	12.027V	5.092V	3.327V	5.171V	52.772				37.21°C	229.81V
60W	**4.202A**	**0.884A**	**0.893A**	**0.387A**	60.003	81.97%	0	<6.0	40.62°C	0.703
	12.026V	5.091V	3.327V	5.168V	73.203				38.92°C	229.82V
80W	**5.682A**	**1.08A**	**1.091A**	**0.484A**	79.949	85.227%	0	<6.0	42°C	0.762
	12.025V	5.09V	3.326V	5.165V	93.808				39.05°C	229.81V

The results above are not used in the certification process

Ripple Measurements

115V

Test	12V	5V	3.3V	5VSB	Pass/Fail
10% Load	17.39mV	15.50mV	16.26mV	10.93mV	Pass
20% Load	19.33mV	18.01mV	16.16mV	11.70mV	Pass
30% Load	20.77mV	15.70mV	15.55mV	11.44mV	Pass
40% Load	21.07mV	16.78mV	17.19mV	11.85mV	Pass
50% Load	20.76mV	16.83mV	17.34mV	12.72mV	Pass
60% Load	19.59mV	16.01mV	17.34mV	14.16mV	Pass
70% Load	20.05mV	16.94mV	18.72mV	14.11mV	Pass
80% Load	19.69mV	17.19mV	18.06mV	15.09mV	Pass
90% Load	20.66mV	16.83mV	18.57mV	17.75mV	Pass
100% Load	33.52mV	18.02mV	19.28mV	17.26mV	Pass
110% Load	34.12mV	20.26mV	20.48mV	18.03mV	Pass
Crossload1	18.91mV	14.82mV	18.22mV	11.02mV	Pass
Crossload2	18.56mV	21.40mV	19.44mV	10.26mV	Pass

Test	12V	5V	3.3V	5VSB	Pass/Fail
Crossload3	17.59mV	14.94mV	20.67mV	10.01mV	Pass
Crossload4	32.77mV	17.62mV	17.64mV	18.08mV	Pass

The results above are not used in the certification process

230V

Test	12V	5V	3.3V	5VSB	Pass/Fail
10% Load	15.34mV	13.45mV	14.52mV	10.21mV	Pass
20% Load	22.05mV	20.33mV	16.42mV	11.91mV	Pass
30% Load	22.30mV	15.55mV	16.47mV	12.83mV	Pass
40% Load	18.56mV	17.50mV	17.44mV	12.88mV	Pass
50% Load	19.18mV	17.24mV	16.88mV	13.08mV	Pass
60% Load	18.16mV	16.68mV	17.60mV	14.62mV	Pass
70% Load	19.23mV	17.09mV	18.06mV	15.34mV	Pass
80% Load	20.46mV	19.20mV	20.57mV	16.32mV	Pass
90% Load	20.87mV	17.65mV	18.42mV	16.32mV	Pass
100% Load	32.14mV	18.03mV	19.49mV	18.00mV	Pass
110% Load	36.22mV	18.59mV	22.12mV	18.33mV	Pass
Crossload1	20.36mV	16.32mV	20.04mV	11.86mV	Pass
Crossload2	19.23mV	21.45mV	19.75mV	11.24mV	Pass
Crossload3	19.69mV	18.17mV	22.78mV	11.49mV	Pass
Crossload4	33.57mV	19.65mV	20.12mV	18.02mV	Pass

The results above are not used in the certification process

ASUS ROG-THOR-1200P3-GAMING

Top side

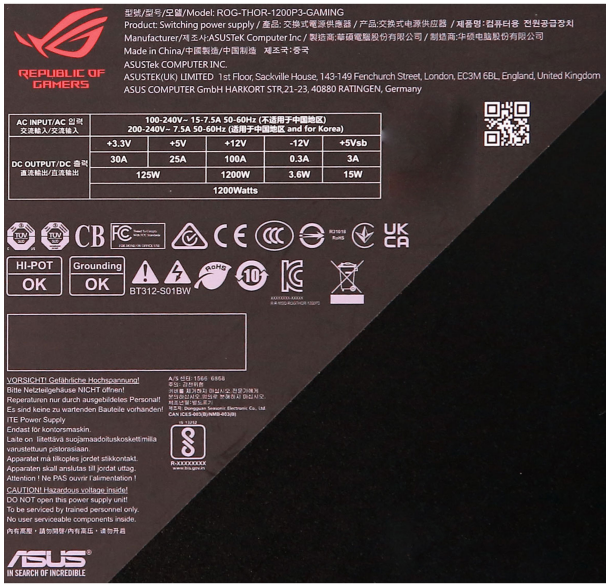

Power specifications label

Cybenetics bietet freiwillige Zertifizierungsprogramme für Netzteile – ETA für Effizienz, LAMBDA für Lautstärke und SAFE für Sicherheit und korrekten Betrieb – sowie für Kühlprodukte mit DELTA für die Schalldämmung von Gehäusen und PHI für Luftstrom und statischen Druck von Lüftern

CYBENETICS LTD Syrou 6, Latsia, 2231, Nicosia Cyprus

www.cybenetics.com - info@cybenetics.com