ASUS ROG-THOR-1000P3-GAMING

-

Lab ID AS10002787

Certification ID 252787

Test Result Report ID: 25PS2787A

Certificate Issue Date: Apr 16, 2025

Scheme: ETA-EMI PSU

115V



230V



Scheme: LAMBDA PSU

115V



230V





Outside Validation Scope



General Information

Test Equipment

Electronic Loads	Chroma 63601-5 x2 Chroma 63600-2 Chroma 63640-80-80 x10 Chroma 63610-80-20
AC Sources	Chroma 6530, APM SP300VAC4000W-P, GW Instek ASR-3500
Power Analyzers	Rohde & Schwarz HMC8015 & NPA701
Oscilloscopes	Picoscope 4444, Siglent SDS2104X PLUS
Sound Analyzer	Bruel & Kjaer 2270 G4
Microphone	Bruel & Kjaer Type 4955-A
Temperature Logger	Picoscope TC-08
Tachometer	UNI-T UT372
Multimeters	Keysight 34465A
EMI Analyzer	TekBox TBMR-110M-EU
Isolation Transformer	4kVA
UPS	FSP Champ Tower 3kVA, CyberPower OLS3000E 3kVA
Testing Methodology	Cybenetics PSU Test Protocol

DUT Information(Non-accredited measurements)

Product Identification Details	
Brand	ASUS
Model	ROG-THOR-1000P3-GAMING
OEM/ODM	Seasonic
Serial Number	-
Product Specifications	
Manufacturer-Provided Information	
□□□□ (Vrms)	100-240
□□□□ (Arms)	6.5-13

□□□□ (Hz)	50-60
□□□□ (W)	1000
Operating Temperature (Continuous Full Load) (°C)	
□□	ATX12V
□□□□	Fully Modular
Warranty	-
Cybenetics Measurements	
Dimensions (W x H x D)	
Weight	
□□	135mm Double Ball Bearing Fan (F1214025BL)
□□□□□	✓ (selectable)
Cybenetics Testing Information	
Lab ID	AS10002787
Date of receipt	Apr 2, 2025
Testing Date	Apr 15, 2025
Report Issued Date	Apr 16, 2025
□□□□□	The fan speed profile is extremely relaxed.
Engineer Name	-
Authorized By the Laboratory Technical Manager	Aristeidis Bitziopoulos
Signature	

□□□□ (Non-accredited measurements)

□□□□				
□□	□□□□	□□□□□□	**Gauge**	In Cable Capacitors
ATX □□ 20+4 pin (610mm)	1	1	18-22AWG	□
4+4 pin EPS 12V □□ (1000mm)	2	2	18AWG	□
6+2pin PCIe□□ (750mm)	4	4	18AWG	□
12+4 pin PCIe (740mm) (600W)	1	1	16-24AWG	□
SATA□□ (410mm+135mm+135mm)	1	3	18AWG	□
SATA□□ (410mm+120mm+120mm+120mm)	1	4	18AWG	□

□ 4pin Molex□□ (415mm+165mm+165mm)	2	6	18AWG	□
5V ARGB connector (800mm)	1	1	-	-

Protection Features(Manufacturer)

Over Power Protection	✓
Over Current (+12V) Protection	✓
Over Temperature Protection	✓
Short Circuit Protection	✓
Surge Protection	✓
Inrush Current Protection	✓
Fan Failure Protection	✗

□□□□

□		3.3V	5V	12V	5VSB	-12V
□□□□	□□	30	25	83.33	3	0.3
	□	125		1000	15	3.6
□□□□□ (W)		1000				

Parts Description

General Data	
Manufacturer (OEM)	Seasonic
PCB Type	Double-Sided
Primary Side	
Transient Filter	6x Y caps, 2x X caps, 2x CM chokes, 1x MOV
Inrush Protection	2x NTC Thermistor MF72-5D20L (5 Ohm @ 25°C) & Relay
Bridge Rectifier(s)	2x Vishay LVB2560 (600V, 25A @ 105°C)
APFC MODFET	1x Transphorm TP65H035G4WS GaN (650V, 29A @ 100°C, Rds(on): 41mOhm)
APFC Boost Diode	1x CREE C6D10065A (650V, 10A @ 155°C)

Bulk Cap(s)	1x Rubycon (420V, 680uF, 3000h @ 105°C, MXK) & 1x Rubycon (420V, 560uF, 3000h @ 105°C, MXK)
Main Switchers	4x Infineon IPP60R180P7 (650V, 11A @ 100°C, Rds(on): 0.180Ohm)
APFC Controller	1x Champion CM6502UHHX & 1x Champion CM03X (reduce the no-load consumption)
Resonant Controller	Champion CM6901T2X
Driver IC	2x Novosense NSi6602
Topology	Primary side: APFC, Full-Bridge & LLC Resonant converter Secondary side: Synchronous Rectification & DC-DC converters
Secondary Side	
+12V MOSFETs	8x Infineon BSC007N04LS6 (40V, 269A @ 100°C, Rds(on): 0.7mOhm)
5V & 3.3V	DC-DC Converters: 4x Nexperia PSMN4R0-30YLD (30V, 95A @ 25°C, Rds(on): 4mOhm) & 2x Nexperia PSMN3R5-30YL (30V, 100A @ 25°C, Rds(on): 3.5mOhm) PWM Controller(s): Anpec APW7159C
Filtering Capacitors	Electrolytic: 5x Rubycon (6-10,000h @105°C, ZLH) 1x Rubycon (3-6,000h @105°C, ZLQ) 3x Nichicon (2-5,000 @ 105°C, HD(M)) Polymer: 34x FPCAP, 5x Nippon Chemi-con
Supervisor IC	Weltrend WT7527RA (OVP, UVP, OCP, SCP, PG)
MCU	Nuvoton M481LE8AE
Flash Memory	Microchip SST26F016B
Fan Model	Everflow F1214025BL (135mm, 12V, 0.2A , Double Ball Bearing Fan)
5VSB	
Rectifier	Infineon BSC014N04LS (40V, 145A @ 100°C, Rds(on): 1.4mOhm)
Standby PWM Controller	Onsemi NCP1342AMDCDAD1R2G

Test Results

Temperature & Compliance Info

□□□□ (°C /°F)	28-32 / 82.4-89.6
□□ ErP Lot3/6□□	✓

□□ (EU) No 617/2013□□	✓
ALPM (Alternative Low Power Mode) compatible	✓
ATX v3.1 PSU Power Excursion	✓
Conducted Emissions EN 55032 & CISPR 32	Passed

Performance Summary

115V

Accredited	
□□□□ (>1450 load combinations)	90.872%
Average Noise Output (>1450 Load Combinations)	13.18dBA
PF□□□ (>1450 Load Combinations)	0.992
Efficiency With 10W (≤500W) or 2% (>500W) Load	68.523%
□□□□□□	0.0164W
Non-Accredited	
12V Ripple (Full Load)	32.54mV
5V Ripple (Full Load)	18.80mV
3.3V Ripple (Full Load)	20.55mV
5VSB Ripple (Full Load)	16.61mV
12V Load Regulation	0.90%
5V Load Regulation	0.59%
3.3V Load Regulation	0.54%
5VSB Load Regulation	3.31%
Inrush Current	32.854A

230V

Accredited	
□□□□ (>1450 load combinations)	92.472%
Average Noise Output (>1450 Load Combinations)	13.17dBA
PF□□□ (>1450 Load Combinations)	0.954
Efficiency With 10W (≤500W) or 2% (>500W) Load	67.296%

□□□□□□		0.0830W
Non-Accredited		
12V Ripple (Full Load)		33.20mV
5V Ripple (Full Load)		17.69mV
3.3V Ripple (Full Load)		19.02mV
5VSB Ripple (Full Load)		16.53mV
12V Load Regulation		0.84%
5V Load Regulation		0.49%
3.3V Load Regulation		0.51%
5VSB Load Regulation		3.27%
Inrush Current		67.630A
12V Transient Response (200%)		11.55V
5V Transient Response (200%)		4.996V
3.3V Transient Response (200%)		3.233V
5VSB Transient Response (200%)		5.051V
□□□□ & PG□□		23.60ms
AC Loss to PWR_OK Hold Up Time		20.00ms
PWR_OK Inactive to DC Loss Delay		3.60ms
PSU Timings: T1 (20% / 100%)	70.0ms	54.0ms
PSU Timings: T3 (20% / 100%)	130.0ms	129.0ms
12V OCP (27.1°C / 42.9°C)	109.20A (131.05%), 11.982V	109.40A (131.29%), 6.987V
5V OCP (27.1°C / 42.9°C)	31.9A (127.60%), 5.057V	31.6A (126.40%), 5.057V
3.3V OCP (27.1°C / 42.9°C)	38.6A (128.67%), 3.34V	38.5A (128.33%), 3.328V
5VSB OCP (27.1°C / 42.9°C)	4.5A (150.00%), 5.038V	4.5A (150.00%), 5.044V
OPP (26.41°C / 42.43°C)	121.31%	121.31%

□□□□ & PG□□

Hold-Up Time (ms)	23.6
AC Loss to PWR_OK Hold Up Time (ms)	20
PWR_OK Inactive to DC Loss Delay (ms)	3.6

Tables

115V

Detailed Results						
	Average	Min	Limit Min	Max	Limit Max	Result
Mains Voltage RMS:	114.83 V	114.79 V	113.85 V	114.88 V	116.15 V	PASS
Mains Frequency:	60.01 Hz	60.00 Hz	59.40 Hz	60.02 Hz	60.60 Hz	PASS
Mains Voltage CF:	1.419	1.418	1.340	1.420	1.490	PASS
Mains Voltage THD:	0.14 %	0.11 %	N/A	0.18 %	2.00 %	PASS
Real Power:	0.016 W	0.014 W	N/A	0.018 W	N/A	N/A
Apparent Power:	10.645 W	10.623 W	N/A	10.668 W	N/A	N/A
Power Factor:	0.002	N/A	N/A	N/A	N/A	N/A

230V

Detailed Results						
	Average	Min	Limit Min	Max	Limit Max	Result
Mains Voltage RMS:	229.86 V	229.78 V	227.70 V	229.91 V	232.30 V	PASS
Mains Frequency:	50.00 Hz	50.00 Hz	49.50 Hz	50.00 Hz	50.50 Hz	PASS
Mains Voltage CF:	1.418	1.417	1.340	1.419	1.490	PASS
Mains Voltage THD:	0.13 %	0.10 %	N/A	0.15 %	2.00 %	PASS
Real Power:	0.083 W	0.055 W	N/A	0.099 W	N/A	N/A
Apparent Power:	35.747 W	35.065 W	N/A	35.862 W	N/A	N/A
Power Factor:	0.002	N/A	N/A	N/A	N/A	N/A

□□□□□□

115V

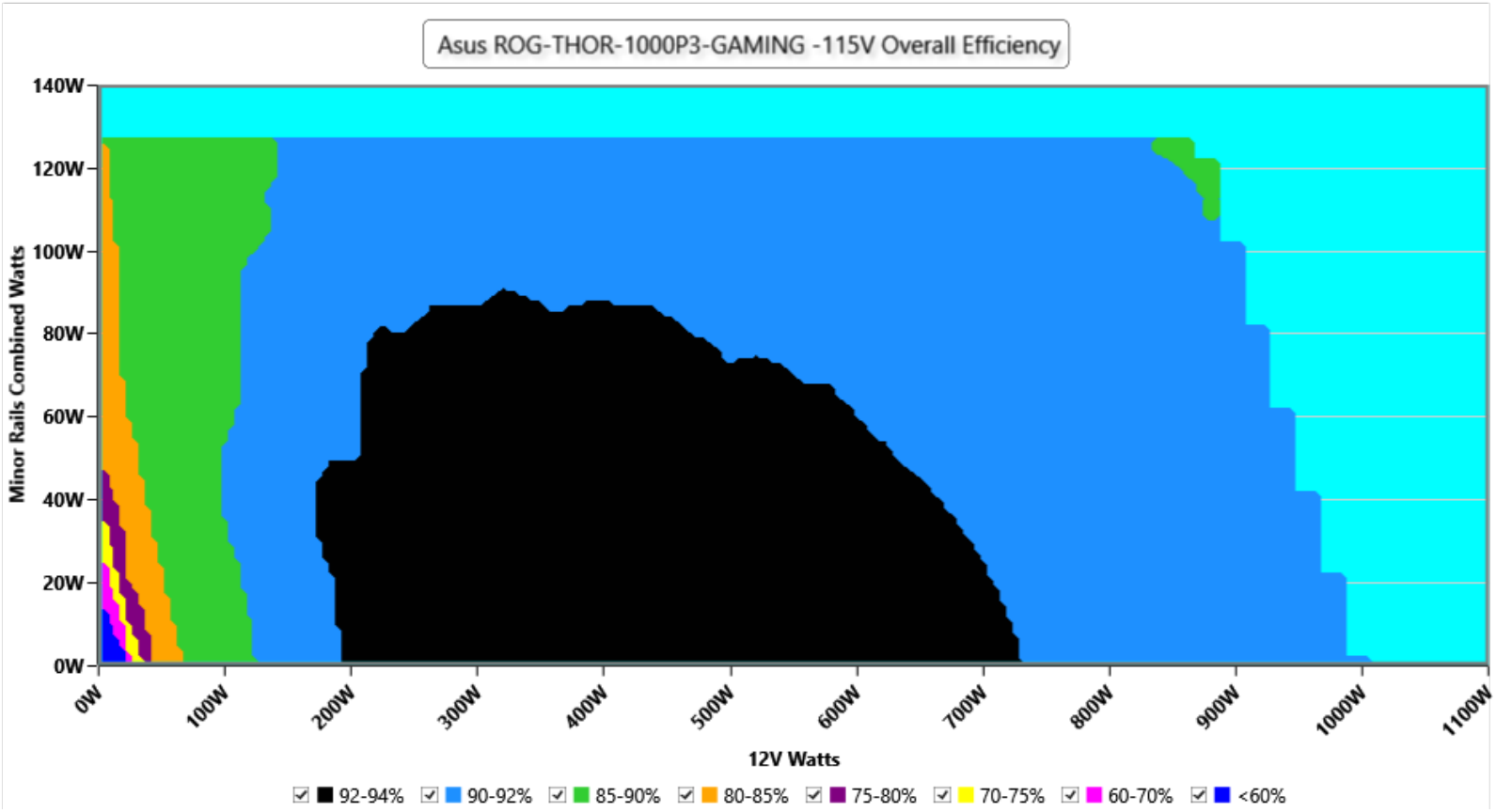

□□

This graph depicts the PSU`s efficiency throughout its entire operational range. For the generation of the efficiency and noise graphs we set our loaders to auto mode through our custom-made software before trying thousands of possible load combinations

230V

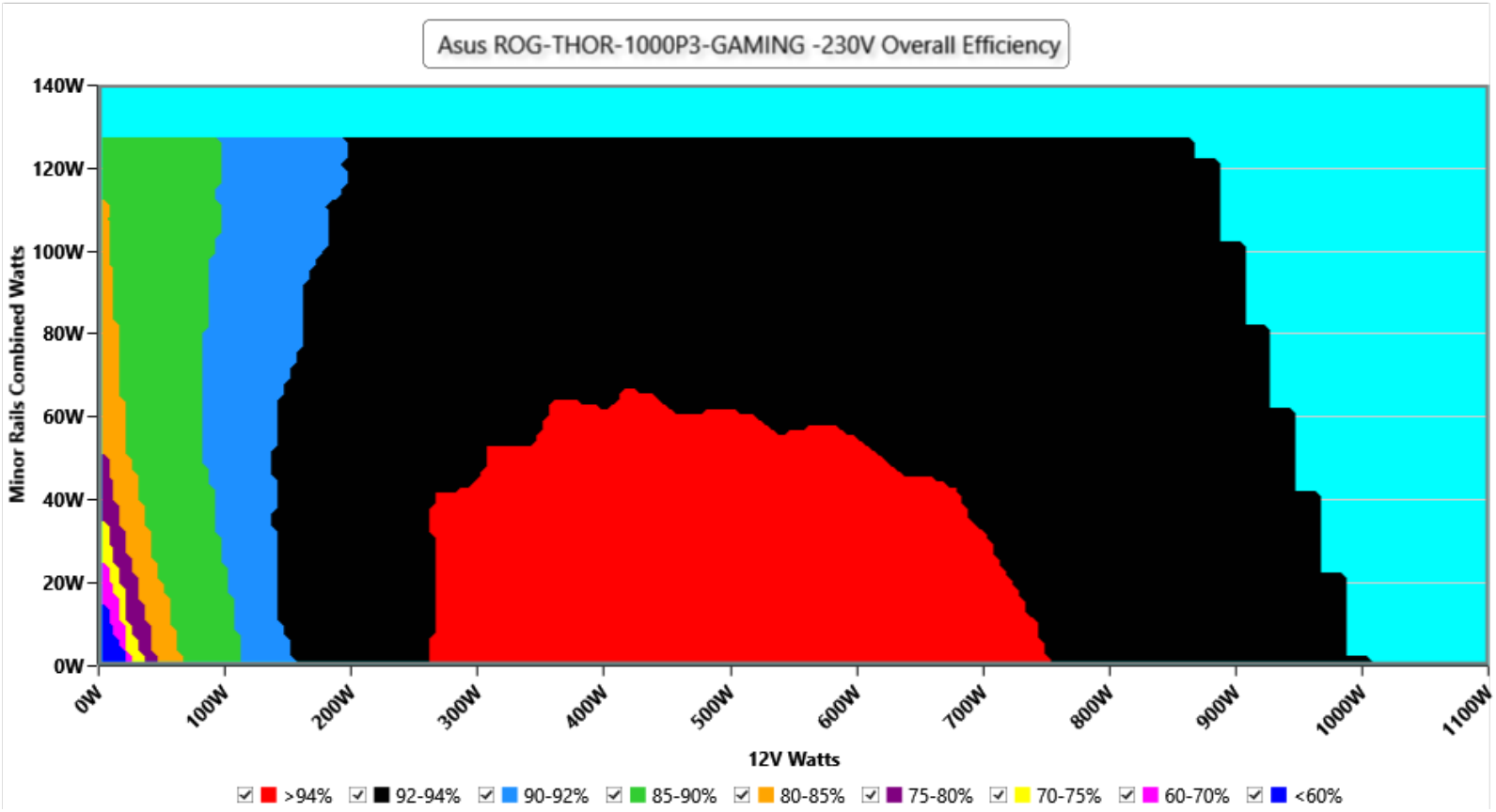

This graph depicts the PSU`s efficiency throughout its entire operational range. For the generation of the efficiency and noise graphs we set our loaders to auto mode through our custom-made software before trying thousands of possible load combinations

□□□□□

115V

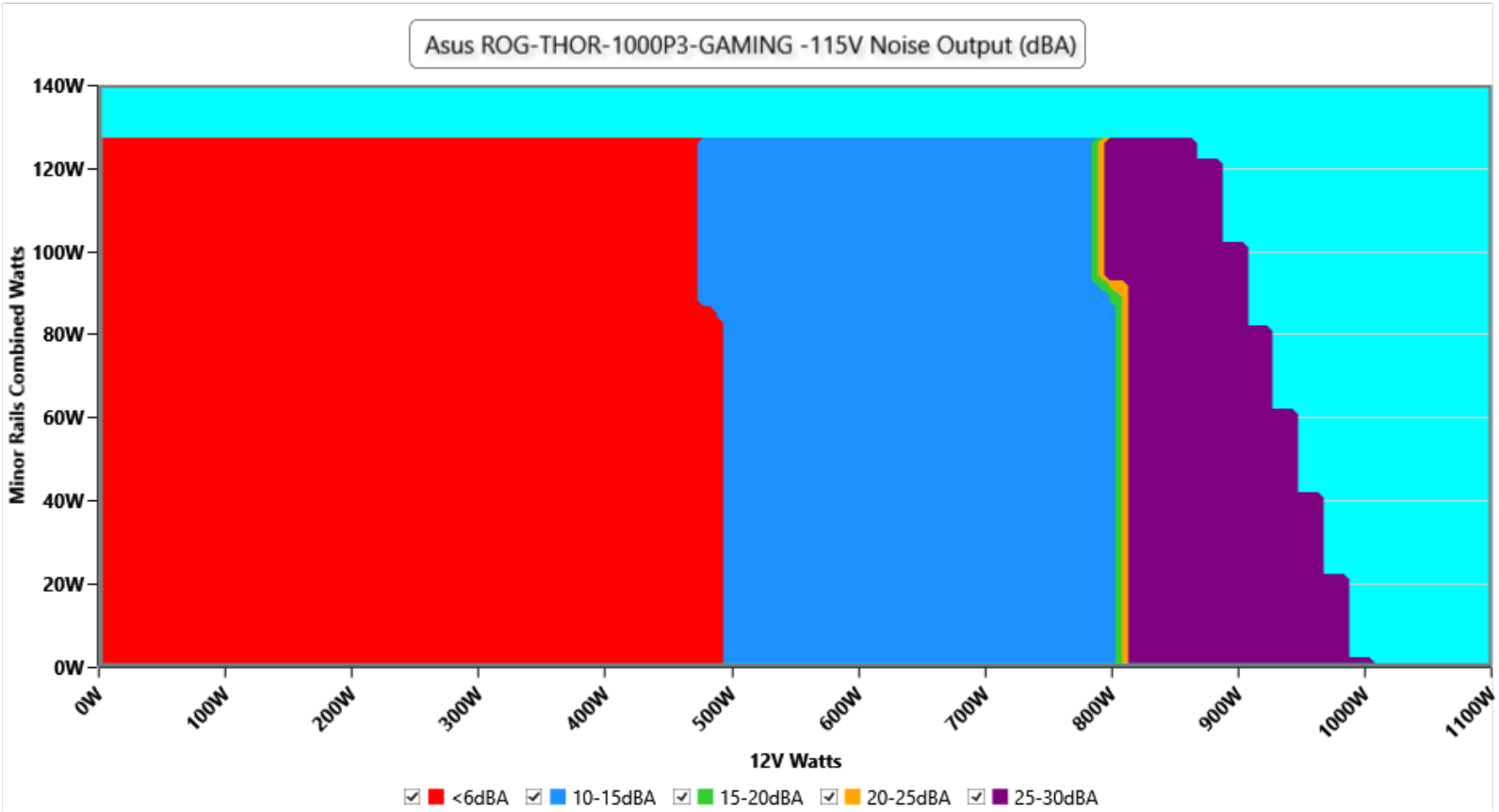

□□

The PSU`s noise in its entire operational range and under 30-32 °C ambient is depicted in this graph. The X axis represents the load on the +12V rail(s) while the Y axis is the load on the minor rails

230V

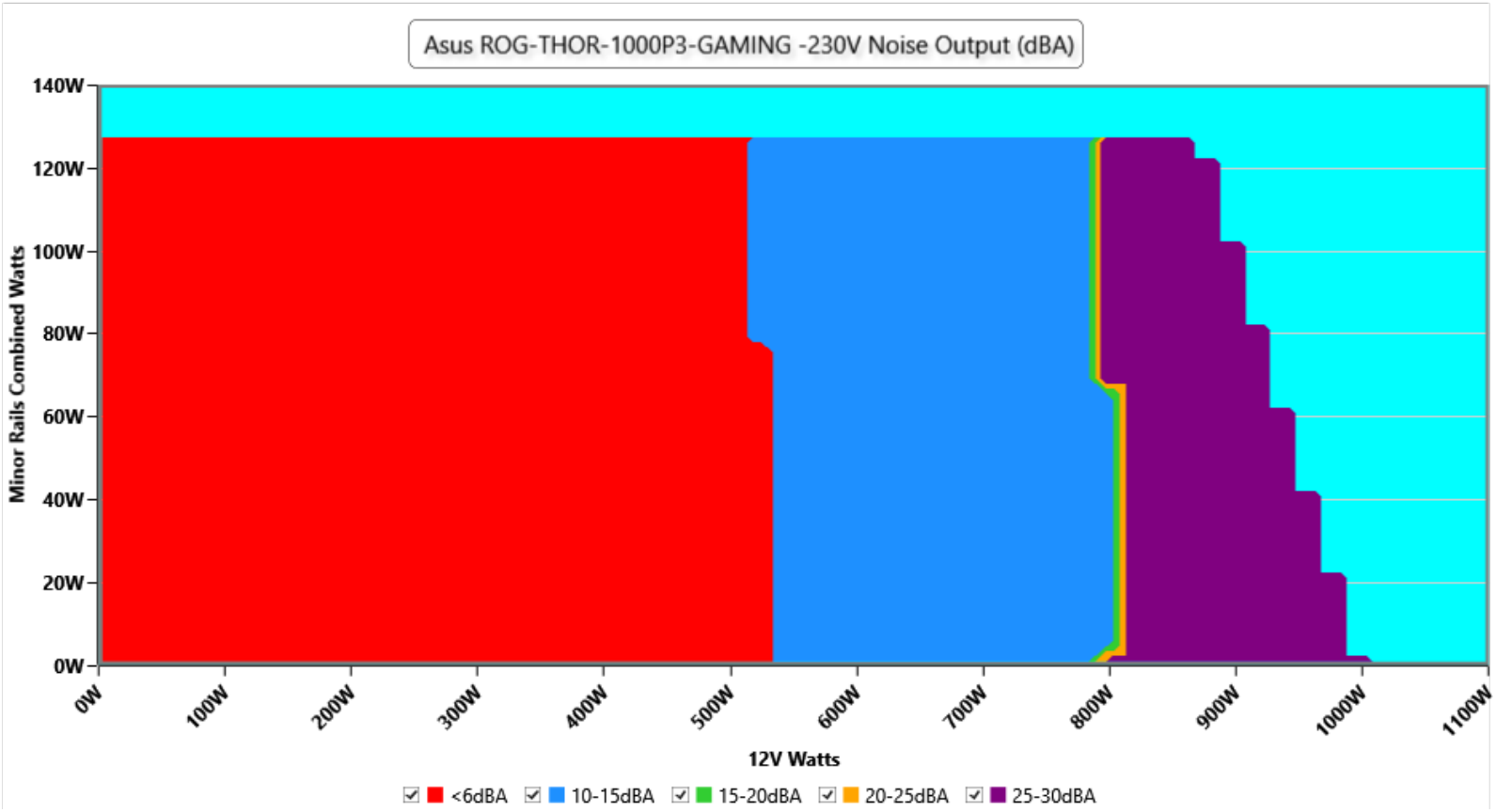

The PSU`s noise in its entire operational range and under 30-32 °C ambient is depicted in this graph. The X axis represents the load on the +12V rail(s) while the Y axis is the load on the minor rails

Noise under high ambient temperature (indicative)

115V

Load	Normal ambient fan · noise · intake	High ambient fan · noise · intake	Noise change
10%	0 RPM · <6.0 dB(A) · 32.8 °C	0 RPM · <6.0 dB(A) · 44.2 °C	fan off in both
20%	0 RPM · <6.0 dB(A) · 32.8 °C	0 RPM · <6.0 dB(A) · 45.7 °C	fan off in both
50%	0 RPM · <6.0 dB(A) · 33.6 °C	0 RPM · <6.0 dB(A) · 51.5 °C	fan off in both
100%	846 RPM · 24.9 dB(A) · 30.3 °C	1224 RPM · 35.4 dB(A) · 45.0 °C	**+10.5 dB(A)**

230V

Load	Normal ambient fan · noise · intake	High ambient fan · noise · intake	Noise change
10%	0 RPM · <6.0 dB(A) · 33.2 °C	0 RPM · <6.0 dB(A) · 48.3 °C	fan off in both
20%	0 RPM · <6.0 dB(A) · 33.1 °C	0 RPM · <6.0 dB(A) · 48.9 °C	fan off in both
50%	0 RPM · <6.0 dB(A) · 34.0 °C	496 RPM · 10.1 dB(A) · 42.1 °C	fan starts (<6.0 → 10.1)
100%	609 RPM · 15.1 dB(A) · 30.9 °C	1224 RPM · 35.4 dB(A) · 45.3 °C	**+20.3 dB(A)**

INFO

Fan speed, noise and the measured intake temperature at 10, 20, 50 and 100 % load, from the two load regulation tests: at normal ambient (about 30-32 °C) and at high ambient (about 40-47 °C). These are stabilized readings at fixed loads, not averages over the certification sweep, so they are indicative of how the fan behaves when it is hot. "<6.0" is the floor of our sound meter: the fan is stopped or too quiet to measure (the fan speed column says which); with the fan stopped, the intake sensor can read higher than the chamber air.

Informational. Not part of the ETA or LAMBDA rating.

Indicative Performance

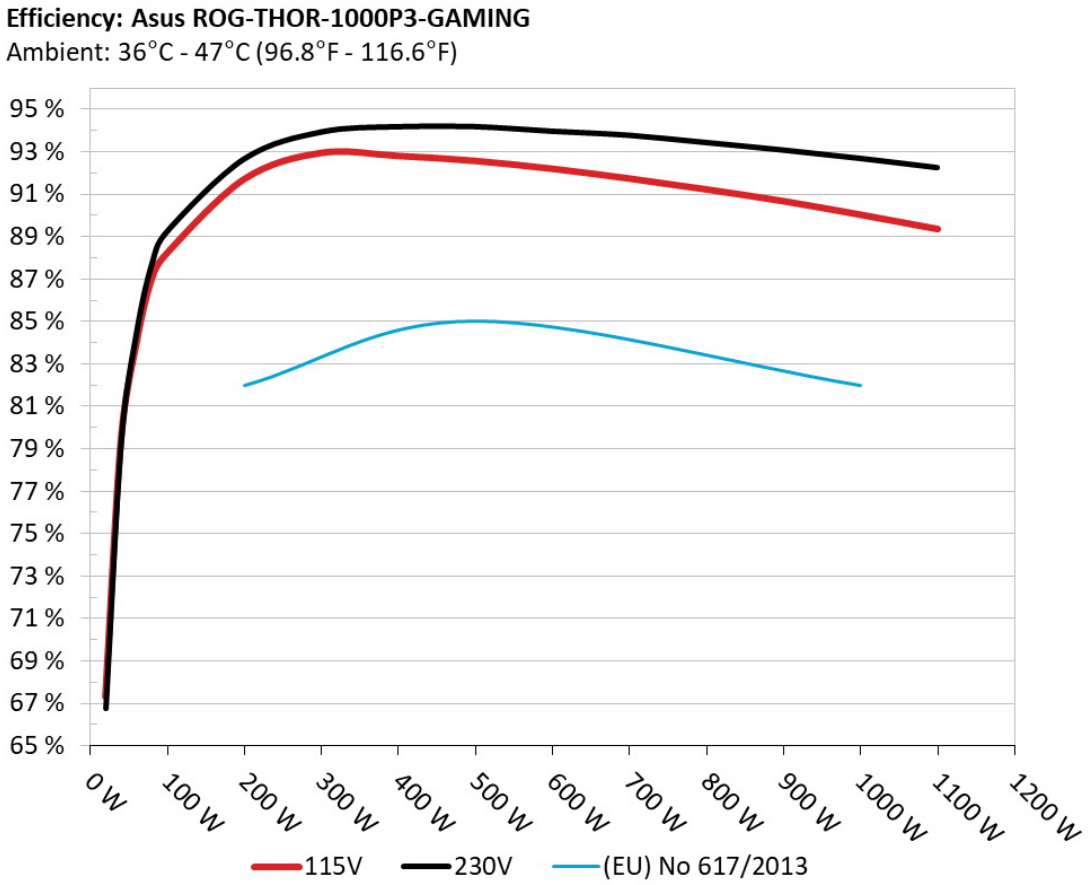

The PSU`s efficiency under high ambient temperatures with 115V and 230V input. For this graph the results of the 10-110% load regulation table are used

5Vsb□□□□

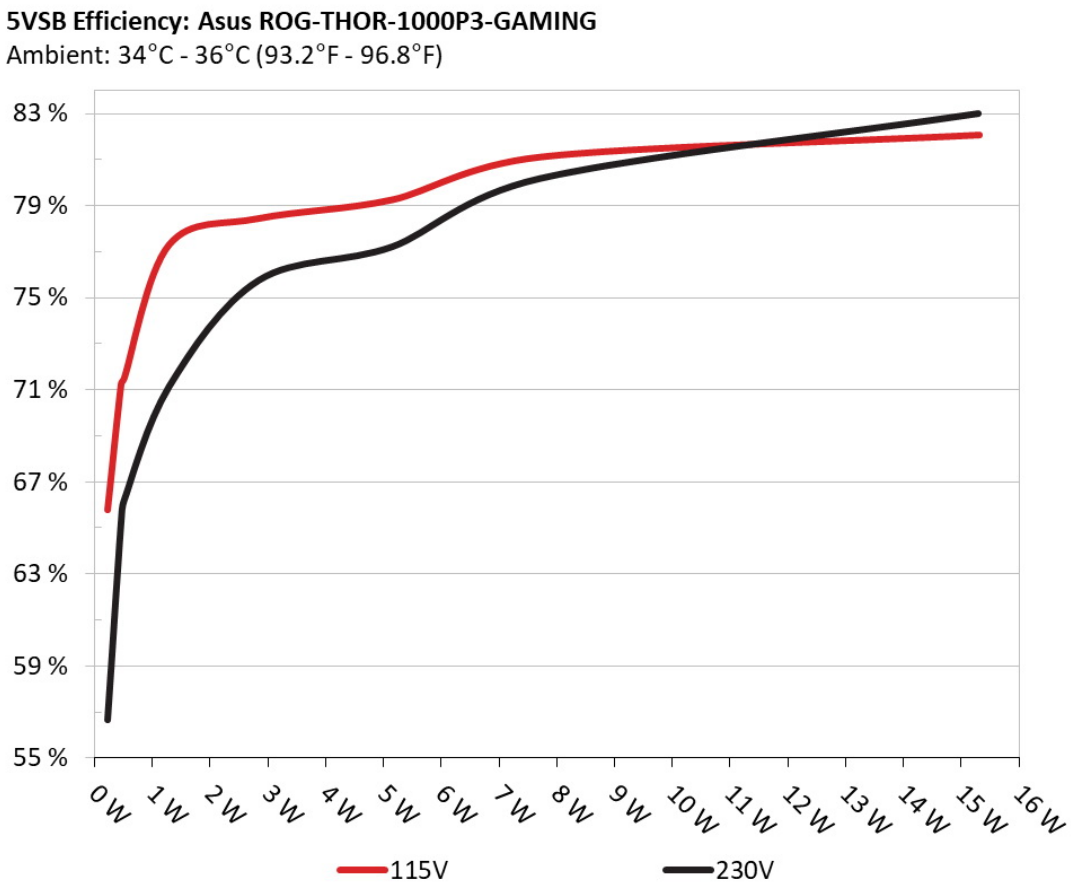

□□

This graph depicts the efficiency levels of the 5VSB rail with 115V and 230V input

□□□□ □□ 5Vsb □□ (ErP Lot3/6 & CEC)

115V

□□ #	5VSB	DC/AC (□)	□□	PF/AC □□
1	**0.045A**	0.234W	65.805%	0.033
	5.192V	0.356W		114.83V
2	**0.09A**	0.467W	71.271%	0.061
	5.191V	0.655W		114.84V
3	**0.55A**	2.847W	78.463%	0.271
	5.176V	3.629W		114.84V
4	**1A**	5.162W	79.279%	0.381
	5.162V	6.511W		114.83V
5	**1.5A**	7.722W	81.132%	0.432
	5.147V	9.518W		114.83V
6	**3A**	15.309W	82.087%	0.521
	5.102V	18.65W		114.82V

230V

□□ #	5VSB	DC/AC (□)	□□	PF/AC □□
1	**0.045A**	0.234W	56.679%	0.011
	5.192V	0.413W		229.83V
2	**0.09A**	0.467W	65.29%	0.02
	5.19V	0.716W		229.83V
3	**0.55A**	2.845W	75.755%	0.1
	5.173V	3.755W		229.82V
4	**1A**	5.157W	77.217%	0.168
	5.157V	6.679W		229.82V
5	**1.5A**	7.712W	80.179%	0.225
	5.14V	9.618W		229.82V
6	**3A**	15.287W	82.994%	0.321
	5.095V	18.419W		229.82V

Protection Features

OCP (Normal @ 27.1°C)	12V: 109.20A (131.05%), 11.982V 5V: 31.9A (127.60%), 5.057V 3.3V: 38.6A (128.67%), 3.34V 5VSB: 4.5A (150.00%), 5.038V
OCP (Hot @ 42.9°C)	12V: 109.40A (131.29%), 6.987V 5V: 31.6A (126.40%), 5.057V 3.3V: 38.5A (128.33%), 3.328V 5VSB: 4.5A (150.00%), 5.044V
OPP (Normal @ 26.4°C)	1213.07W (121.31%)
OPP (Hot @ 42.4°C)	1213.08W (121.31%)
OTP	✓ (120°C @ Secondary Side)
SCP	12V to Earth: ✓ 5V to Earth: ✓ 3.3V to Earth: ✓ 5VSB to Earth: ✓ -12V to Earth: ✓
PWR_OK	Proper Operation
UVP (Full Load @ 90V)	✓
UVP (Damage @ 80V)	✓
Conducted Emissions EN55032 & CISPR 32A	✓
NLO	✓
Fan Failure Protection	✗
SIP	Surge: MOV Inrush: NTC & Bypass Relay

Supplementary Tests (For Reference)

10-110%□□□□

115V

□□	12V	5V	3.3V	5VSB	DC/AC (□)	□□	□□□□ (RPM)	□□□□□□□ (dB[A])	□□ (□□ /□□)	PF/AC □□
10%	**6.482A**	**1.965A**	**1.985A**	**0.972A**	99.996	88.245%	0	<6.0	44.23°C	0.974
	12.095V	5.089V	3.324V	5.145V	113.317				40.02°C	114.81V
20%	**13.988A**	**2.95A**	**2.98A**	**1.17A**	199.948	91.732%	0	<6.0	45.74°C	0.991
	12.085V	5.085V	3.322V	5.13V	217.974				40.79°C	114.78V
30%	**21.861A**	**3.443A**	**3.478A**	**1.368A**	299.999	92.977%	0	<6.0	47.16°C	0.997
	12.074V	5.083V	3.321V	5.118V	322.66				41.25°C	114.74V
40%	**29.708A**	**3.936A**	**3.977A**	**1.568A**	399.552	92.834%	0	<6.0	48.54°C	0.993
	12.062V	5.081V	3.319V	5.104V	430.396				41.93°C	114.72V
50%	**37.238A**	**4.924A**	**4.974A**	**1.768A**	499.274	92.601%	0	<6.0	51.49°C	0.993
	12.051V	5.078V	3.317V	5.091V	539.164				42.05°C	114.67V
60%	**44.843A**	**5.912A**	**5.973A**	**1.971A**	599.806	92.227%	494	9.9	42.56°C	0.994
	12.042V	5.075V	3.315V	5.075V	650.36				58.01°C	114.64V
70%	**52.404A**	**6.902A**	**6.972A**	**2.173A**	699.569	91.767%	680	18.2	43.26°C	0.995
	12.031V	5.072V	3.314V	5.062V	762.327				58.42°C	114.61V
80%	**60.039A**	**7.891A**	**7.971A**	**2.276A**	799.56	91.255%	966	28.7	43.61°C	0.996
	12.020V	5.069V	3.312V	5.052V	876.188				57.79°C	114.57V
90%	**68.024A**	**8.387A**	**8.458A**	**2.38A**	899.336	90.7%	1223	35.4	44.72°C	0.996
	12.008V	5.067V	3.31V	5.042V	991.549				58.9°C	114.54V
100%	**75.836A**	**8.886A**	**8.976A**	**2.992A**	999.375	90.061%	1224	35.4	45.02°C	0.996
	11.996V	5.064V	3.309V	5.014V	1109.659				62.37°C	114.5V
110%	**83.593A**	**9.879A**	**10.069A**	**2.997A**	1099.994	89.382%	1224	35.4	46.37°C	0.997
	11.983V	5.061V	3.307V	5.006V	1230.685				66.24°C	114.47V
CL1	**0.116A**	**14.888A**	**14.988A**	**0A**	126.301	84.928%	0	<6.0	52.68°C	0.985
	12.092V	5.058V	3.309V	5.172V	148.717				42.07°C	114.79V

CL2	**0.114A**	**24.646A**	**0A**	**0A**	126.221	83.881%	617	16.3	40.27°C	0.987
	12.101V	5.065V	3.303V	5.176V	150.476				49.82°C	114.81V
CL3	**0.114A**	**0A**	**29.854A**	**0A**	100.377	76.313%	617	16.3	41.54°C	0.979
	12.101V	5.059V	3.316V	5.174V	131.535				49.48°C	114.81V
CL4	**83.390A**	**0A**	**0A**	**0A**	999.893	90.839%	854	25.3	44.25°C	0.996
	11.990V	5.079V	3.315V	5.129V	1100.729				58.44°C	114.5V

The results above are not used in the certification process

230V

□□	**12V**	**5V**	**3.3V**	**5VSB**	**DC/AC (□)**	□□	□□□□ **(RPM)**	□□□□□□□ **(dB[A])**	□□ **(□□ /□□)**	**PF/AC □□**
10%	**6.484A**	**1.966A**	**1.986A**	**0.972A**	100.003	88.852%	0	<6.0	48.31°C	0.82
	12.092V	5.087V	3.323V	5.144V	112.551				40.08°C	229.81V
20%	**13.993A**	**2.951A**	**2.981A**	**1.17A**	199.957	92.662%	0	<6.0	48.85°C	0.922
	12.082V	5.084V	3.321V	5.129V	215.791				40.52°C	229.79V
30%	**21.868A**	**3.444A**	**3.479A**	**1.368A**	300.009	93.923%	0	<6.0	49.73°C	0.952
	12.071V	5.082V	3.32V	5.117V	319.418				41.02°C	229.77V
40%	**29.717A**	**3.938A**	**3.978A**	**1.568A**	399.587	94.17%	0	<6.0	51.4°C	0.969
	12.060V	5.08V	3.318V	5.103V	424.327				41.69°C	229.76V
50%	**37.248A**	**4.925A**	**4.976A**	**1.768A**	499.306	94.172%	496	10.1	42.05°C	0.975
	12.049V	5.076V	3.316V	5.09V	530.206				56.51°C	229.74V
60%	**44.849A**	**5.913A**	**5.974A**	**1.971A**	599.826	93.958%	495	9.9	42.62°C	0.981
	12.041V	5.074V	3.315V	5.075V	638.397				55.6°C	229.73V
70%	**52.399A**	**6.901A**	**6.972A**	**2.173A**	699.504	93.768%	680	18.2	43.18°C	0.983
	12.031V	5.072V	3.313V	5.063V	745.995				52.67°C	229.71V
80%	**60.035A**	**7.889A**	**7.97A**	**2.276A**	799.532	93.426%	966	28.7	43.88°C	0.986
	12.020V	5.07V	3.312V	5.053V	855.794				52.17°C	229.69V
90%	**68.024A**	**8.385A**	**8.457A**	**2.38A**	899.337	93.075%	1223	35.4	44.33°C	0.987
	12.009V	5.068V	3.311V	5.043V	966.246				53.06°C	229.68V
100%	**75.829A**	**8.882A**	**8.974A**	**2.991A**	999.362	92.682%	1224	35.4	45.28°C	0.987
	11.997V	5.066V	3.309V	5.015V	1078.27				55.5°C	229.66V

110%	**83.578A**	**9.876A**	**10.066A**	**2.996A**	1099.992	92.245%	1223	35.4	46.68°C	0.987
	11.985V	5.063V	3.308V	5.007V	1192.468				57.54°C	229.64V
CL1	**0.116A**	**14.883A**	**14.986A**	**0A**	126.302	85.649%	0	<6.0	49.86°C	0.874
	12.094V	5.059V	3.309V	5.172V	147.466				41.96°C	229.8V
CL2	**0.114A**	**24.644A**	**0A**	**0A**	126.228	84.448%	797	23.2	42.88°C	0.875
	12.098V	5.066V	3.303V	5.176V	149.488				53.04°C	229.81V
CL3	**0.114A**	**0A**	**29.815A**	**0A**	100.38	77.019%	797	23.2	41.44°C	0.852
	12.099V	5.059V	3.32V	5.173V	130.334				50.47°C	229.81V
CL4	**83.398A**	**0A**	**0A**	**0A**	999.914	93.266%	1217	35.1	44.73°C	0.987
	11.989V	5.08V	3.316V	5.129V	1072.11				50.76°C	229.66V

The results above are not used in the certification process

20-80□□□□□

115V

□□	**12V**	**5V**	**3.3V**	**5VSB**	**DC/AC (□)**	□□	□□□□ **(RPM)**	□□□□□□□□ **(dB[A])**	□□ **(□□ /□□)**	**PF/AC □□**
20W	**1.226A**	**0.491A**	**0.496A**	**0.193A**	19.997	67.316%	0	<6.0	37.8°C	0.836
	12.103V	5.094V	3.327V	5.18V	29.708				36.54°C	114.85V
40W	**2.702A**	**0.687A**	**0.694A**	**0.29A**	39.999	79.343%	0	<6.0	39.3°C	0.931
	12.101V	5.093V	3.326V	5.176V	50.418				37.63°C	114.83V
60W	**4.176A**	**0.883A**	**0.893A**	**0.387A**	60	83.961%	0	<6.0	40.7°C	0.95
	12.099V	5.092V	3.326V	5.171V	71.463				38.34°C	114.83V
80W	**5.648A**	**1.08A**	**1.091A**	**0.484A**	79.943	87.018%	0	<6.0	42.62°C	0.972
	12.096V	5.091V	3.326V	5.167V	91.871				39.06°C	114.82V

The results above are not used in the certification process

230V

□□	12V	5V	3.3V	5VSB	DC/AC (□)	□□	□□□□ (RPM)	□□□□□□□ (dB[A])	□□ (□□ /□□)	PF/AC □□
20W	**1.228A**	**0.491A**	**0.496A**	**0.193A**	20.011	66.783%	0	<6.0	43.75°C	0.471
	12.098V	5.091V	3.326V	5.179V	29.964				36.03°C	229.83V
40W	**2.703A**	**0.688A**	**0.695A**	**0.29A**	40.005	79.341%	0	<6.0	45.2°C	0.625
	12.096V	5.09V	3.325V	5.175V	50.423				37.04°C	229.82V
60W	**4.178A**	**0.884A**	**0.893A**	**0.387A**	60.004	84.507%	0	<6.0	47.14°C	0.71
	12.095V	5.09V	3.325V	5.17V	71.007				38.88°C	229.81V
80W	**5.650A**	**1.081A**	**1.092A**	**0.484A**	79.95	87.74%	0	<6.0	48.96°C	0.774
	12.093V	5.089V	3.324V	5.166V	91.121				39.19°C	229.81V

The results above are not used in the certification process

□□□□

115V

Test	12V	5V	3.3V	5VSB	Pass/Fail
10% Load	17.29mV	15.45mV	16.37mV	11.13mV	Pass
20% Load	18.00mV	19.45mV	19.55mV	10.47mV	Pass
30% Load	22.30mV	16.83mV	20.88mV	11.03mV	Pass
40% Load	19.13mV	16.42mV	17.80mV	13.24mV	Pass
50% Load	19.84mV	16.37mV	17.29mV	13.75mV	Pass
60% Load	19.13mV	16.01mV	16.42mV	13.44mV	Pass
70% Load	20.92mV	17.45mV	18.21mV	14.06mV	Pass
80% Load	19.54mV	16.68mV	18.47mV	15.29mV	Pass
90% Load	20.56mV	17.45mV	18.21mV	15.14mV	Pass
100% Load	32.54mV	18.80mV	20.55mV	16.61mV	Pass
110% Load	33.82mV	19.18mV	20.04mV	17.69mV	Pass
Crossload1	25.41mV	15.63mV	18.68mV	10.98mV	Pass
Crossload2	19.08mV	22.63mV	17.91mV	10.62mV	Pass

Test	12V	5V	3.3V	5VSB	Pass/Fail
Crossload3	17.90mV	17.19mV	22.78mV	10.47mV	Pass
Crossload4	32.17mV	17.33mV	18.99mV	17.04mV	Pass

The results above are not used in the certification process

230V

Test	12V	5V	3.3V	5VSB	Pass/Fail
10% Load	17.80mV	17.09mV	17.70mV	12.26mV	Pass
20% Load	18.00mV	18.17mV	17.80mV	11.49mV	Pass
30% Load	17.95mV	15.86mV	18.11mV	12.01mV	Pass
40% Load	19.59mV	17.29mV	17.96mV	14.98mV	Pass
50% Load	17.80mV	16.42mV	17.14mV	15.03mV	Pass
60% Load	18.62mV	16.37mV	18.26mV	13.50mV	Pass
70% Load	20.92mV	16.68mV	18.98mV	13.96mV	Pass
80% Load	19.69mV	18.53mV	19.55mV	14.98mV	Pass
90% Load	21.69mV	18.27mV	19.34mV	16.37mV	Pass
100% Load	33.20mV	17.69mV	19.02mV	16.53mV	Pass
110% Load	35.90mV	18.63mV	20.87mV	17.08mV	Pass
Crossload1	27.23mV	16.10mV	20.08mV	11.20mV	Pass
Crossload2	18.16mV	19.24mV	15.34mV	9.65mV	Pass
Crossload3	18.77mV	17.96mV	23.19mV	10.82mV	Pass
Crossload4	35.64mV	17.99mV	18.46mV	17.80mV	Pass

The results above are not used in the certification process



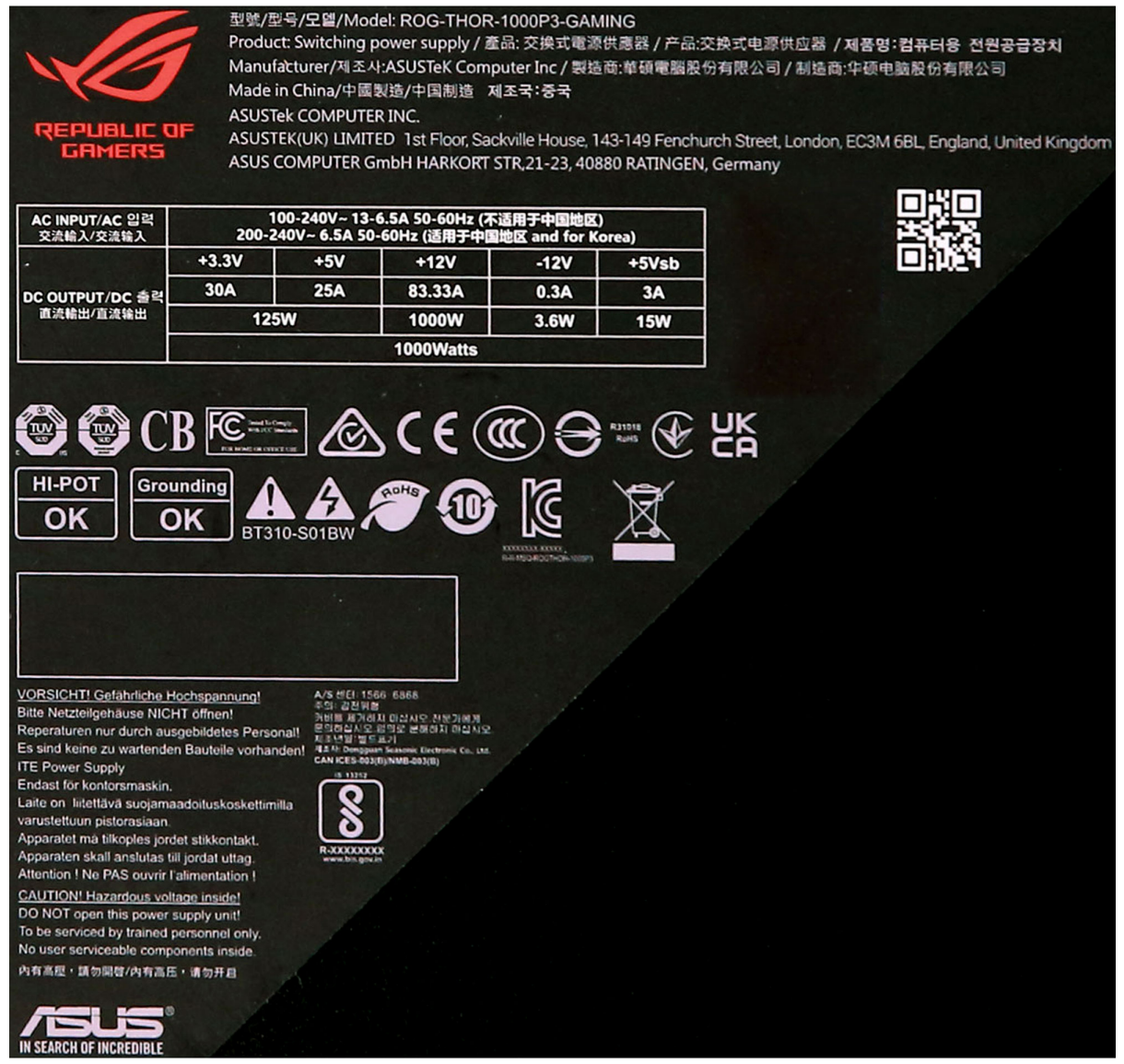

ASUS ROG-THOR-1000P3-GAMING

Top side

Power specifications label

本测试报告中包含的所有数据和图表均可在以下条件下由任何人使用：使用过程需提及测试结果由 Cybenetics提供。
在任何情况下都应提供原始测试结果文档的网站链接

Cybenetics 提供自愿性认证计划：电源方面有 ETA（效率）、 LAMBDA（噪声）与 SAFE（安全与正确运行）；散热产品方面有 DELTA（机箱隔音）与 PHI（风扇风量与静压）

CYBENETICS LTD Syrou 6, Latsia, 2231, Nicosia Cyprus
www.cybenetics.com - info@cybenetics.com