ENDORFY

Endorfy Supremo FM6 1000W

EY7A0112411000904

Lab ID EY10002788

Certification ID 252788

Test Result Report ID: 25PS2788A

Certificate Issue Date: Apr 17, 2025

Scheme: ETA-EMI PSU

115V



230V



115V



230V



Scheme: LAMBDA PSU



Outside Validation Scope



General Information

Test Equipment

Electronic Loads	Chroma 63601-5 x2 Chroma 63600-2 Chroma 63640-80-80 x10 Chroma 63610-80-20
AC Sources	Chroma 6530, APM SP300VAC4000W-P, GW Instek ASR-3500
Power Analyzers	Rohde & Schwarz HMC8015 & NPA701
Oscilloscopes	Picoscope 4444, Siglent SDS2104X PLUS
Sound Analyzer	Bruel & Kjaer 2270 G4
Microphone	Bruel & Kjaer Type 4955-A
Temperature Logger	Picoscope TC-08
Tachometer	UNI-T UT372
Multimeters	Keysight 34465A
EMI Analyzer	TekBox TBMR-110M-EU
Isolation Transformer	4kVA
UPS	FSP Champ Tower 3kVA, CyberPower OLS3000E 3kVA
Testing Methodology	Cybenetics PSU Test Protocol

DUT Information(Non-accredited measurements)

Product Identification Details	
Brand	Endorfy
Model	Supremo FM6 1000W
OEM/ODM	SAMA
Serial Number	EY7A0112411000904
Product Specifications	
Manufacturer-Provided Information	
□□□□ (Vrms)	100-240
□□□□ (Arms)	6.5-13

□□□□ (Hz)	50-60
□□□□ (W)	1000
Operating Temperature (Continuous Full Load) (°C)	
□□	ATX12V
□□□□	Fully Modular
Warranty	-
Cybenetics Measurements	
Dimensions (W x H x D)	
Weight	
□□	120mm Fluid Dynamic Bearing Fan (Fluctus 10-1037)
□□□□□	
Cybenetics Testing Information	
Lab ID	EY10002788
Date of receipt	Apr 4, 2025
Testing Date	Apr 16, 2025
Report Issued Date	Apr 17, 2025
□□□□□	The OPP and OCP +12V triggering points are set too high.
Engineer Name	-
Authorized By the Laboratory Technical Manager	Aristeidis Bitziopoulos
Signature	

□□□□ (Non-accredited measurements)

□□□□□				
□□	□□□□	□□□□□□	**Gauge**	In Cable Capacitors
ATX □□ 24 pin (600mm)	1	1	18-20AWG	□
4+4 pin EPS 12V □□ (710mm)	2	2	18AWG	□
6+2pin PCIe□□ (560mm)	3	3	18AWG	□
12+4 pin PCIe (605mm) (600W)	1	1	16-22AWG	□
SATA□□ (560mm+155mm+155mm)	2	6	18AWG	□

SATA□□ (560mm+160mm) / 4-pin Molex (+160mm)	1	2 / 1	18AWG	□
AC Power Cord (1380mm) - C13 coupler	1	1	18AWG	-

Protection Features(Manufacturer)

Over Power Protection	?
Over Current (+12V) Protection	?
Over Temperature Protection	✓
Short Circuit Protection	✓
Surge Protection	✓
Inrush Current Protection	✓
Fan Failure Protection	✗

□□□□

□		3.3V	5V	12V	5VSB	-12V
□□□□	□□	20	20	83	3	0.3
	□	100		996	15	3.6
□□□□□ (W)		1000				

Parts Description

General Data	
Manufacturer (OEM)	Sama
PCB Type	Double-Sided
Primary Side	
Transient Filter	6x Y caps, 3x X caps, 2x CM chokes, 1x MOV
Inrush Protection	1x NTC Thermistor 5D-20 (5Ohm @ 25°C) & Relay
Bridge Rectifier(s)	2x GBU1508 (800V, 15A @ 100°C)
APFC MODFETs	2x Infineon IPP50R140CP (550V, 15A @ 100°C, Rds(on): 0.14Ohm)
APFC Boost Diode	1x CRMicro CRXF10D065G2 (650V, 9A @ 135°C)

Bulk Cap(s)	1x Nichicon (400V, 1,000uF , 2,000h @ 105°C, GG(M))
Main Switchers	4x WG B60R190 (600V, 20A @ 100°C, Rds(on): 0.19Ohm)
APFC Controller	1x Champion CM6500UNX
Resonant Controller	1x Champion CM6901T6X
Topology	Primary side: APFC, Full-Bridge & LLC Resonant converter Secondary side: Synchronous Rectification & DC-DC converters
Secondary Side	
+12V MOSFETs	4x CRMicro HGQ014N04A-G (40V, 100A @ 100°C)
5V & 3.3V	DC-DC Converters: 4x WG N08V30 PWM Controller(s): 1x ANPEC APW7159C
Filtering Capacitors	Electrolytic: 4x Nippon Chemi-con (@ 105°C, W), 1x Nichicon (4-10,000 @ 105°C, HE) 1x Nippon Chemi-con (4-10,000 @ 105°C, KY), 2x Rubycon (4-10,000 @ 105°C, YXJ), 2x Rubycon (6-10,000 @ 105°C, ZLH), 1x Rubycon (2-10,000 @ 105°C, YXF) Polymer: 22x Nichicon FPCAP
Supervisor IC	Esthome EST.7610F (OVP, UVP, FPOB, PGO)
Fan Power Transistor	STMicroelectronics 2SD882
Fan Model	Endofy Fluctus 10-1037 (120mm, 12V, 0.15A, Fluid Dynamic Bearing Fan)
5VSB Circuit	
Rectifier	1x SB1060L SBR (60V, 10A @ 25°C)
Standby PWM Controller	Chipown PN8141

Test Results

Temperature & Compliance Info

□□□□ (°C /°F)	28-32 / 82.4-89.6
□□ ErP Lot3/6□□	✓
□□ (EU) No 617/2013□□	✓
ALPM (Alternative Low Power Mode) compatible	✓

ATX v3.1 PSU Power Excursion	✓
Conducted Emissions EN 55032 & CISPR 32	Passed

Performance Summary

115V

Accredited	
□□□□ (>1450 load combinations)	90.011%
Average Noise Output (>1450 Load Combinations)	21.91dBA
PF□□□ (>1450 Load Combinations)	0.981
Efficiency With 10W (≤500W) or 2% (>500W) Load	67.203%
□□□□□□	0.0437W
Non-Accredited	
12V Ripple (Full Load)	39.12mV
5V Ripple (Full Load)	21.57mV
3.3V Ripple (Full Load)	21.34mV
5VSB Ripple (Full Load)	12.19mV
12V Load Regulation	0.67%
5V Load Regulation	0.18%
3.3V Load Regulation	0.63%
5VSB Load Regulation	2.49%
Inrush Current	33.220A

230V

Accredited	
□□□□ (>1450 load combinations)	92.182%
Average Noise Output (>1450 Load Combinations)	20.50dBA
PF□□□ (>1450 Load Combinations)	0.941
Efficiency With 10W (≤500W) or 2% (>500W) Load	67.504%
□□□□□□	0.1243W
Non-Accredited	

12V Ripple (Full Load)		42.03mV
5V Ripple (Full Load)		23.08mV
3.3V Ripple (Full Load)		21.06mV
5VSB Ripple (Full Load)		12.45mV
12V Load Regulation		0.66%
5V Load Regulation		0.16%
3.3V Load Regulation		0.60%
5VSB Load Regulation		2.49%
Inrush Current		65.340A
12V Transient Response (200%)		11.36V
5V Transient Response (200%)		4.929V
3.3V Transient Response (200%)		3.252V
5VSB Transient Response (200%)		4.957V
□□□□ & PG□□		22.40ms
AC Loss to PWR_OK Hold Up Time		18.10ms
PWR_OK Inactive to DC Loss Delay		4.30ms
PSU Timings: T1 (20% / 100%)	95.0ms	96.0ms
PSU Timings: T3 (20% / 100%)	108.0ms	107.0ms
12V OCP (30.1°C / 44.6°C)	>124.60A (150.12%), 12.003V	124.00A (149.40%), 12.003V
5V OCP (30.1°C / 44.6°C)	26.8A (134.00%), 4.981V	26.8A (134.00%), 4.973V
3.3V OCP (30.1°C / 44.6°C)	24.7A (123.50%), 3.325V	24.3A (121.50%), 3.329V
5VSB OCP (30.1°C / 44.6°C)	4.3A (143.33%), 5.009V	4.2A (140.00%), 5.005V
OPP (30.54°C / 42.28°C)	150.31%	140.11%

□□□□ & PG□□

Hold-Up Time (ms)	22.4
AC Loss to PWR_OK Hold Up Time (ms)	18.1
PWR_OK Inactive to DC Loss Delay (ms)	4.3

Tables

115V

Detailed Results						
	Average	Min	Limit Min	Max	Limit Max	Result
Mains Voltage RMS:	115.10 V	115.07 V	113.85 V	115.12 V	116.15 V	PASS
Mains Frequency:	60.00 Hz	60.00 Hz	59.40 Hz	60.00 Hz	60.60 Hz	PASS
Mains Voltage CF:	1.415	1.415	1.340	1.416	1.490	PASS
Mains Voltage THD:	0.13 %	0.10 %	N/A	0.15 %	2.00 %	PASS
Real Power:	0.044 W	0.020 W	N/A	0.060 W	N/A	N/A
Apparent Power:	9.311 W	9.289 W	N/A	9.365 W	N/A	N/A
Power Factor:	0.006	N/A	N/A	N/A	N/A	N/A

230V

Detailed Results						
	Average	Min	Limit Min	Max	Limit Max	Result
Mains Voltage RMS:	230.25 V	230.24 V	227.70 V	230.28 V	232.30 V	PASS
Mains Frequency:	50.00 Hz	50.00 Hz	49.50 Hz	50.00 Hz	50.50 Hz	PASS
Mains Voltage CF:	1.415	1.415	1.340	1.416	1.490	PASS
Mains Voltage THD:	0.14 %	0.13 %	N/A	0.15 %	2.00 %	PASS
Real Power:	0.124 W	0.107 W	N/A	0.145 W	N/A	N/A
Apparent Power:	30.659 W	30.633 W	N/A	30.676 W	N/A	N/A
Power Factor:	0.004	N/A	N/A	N/A	N/A	N/A

□□□□□□

115V

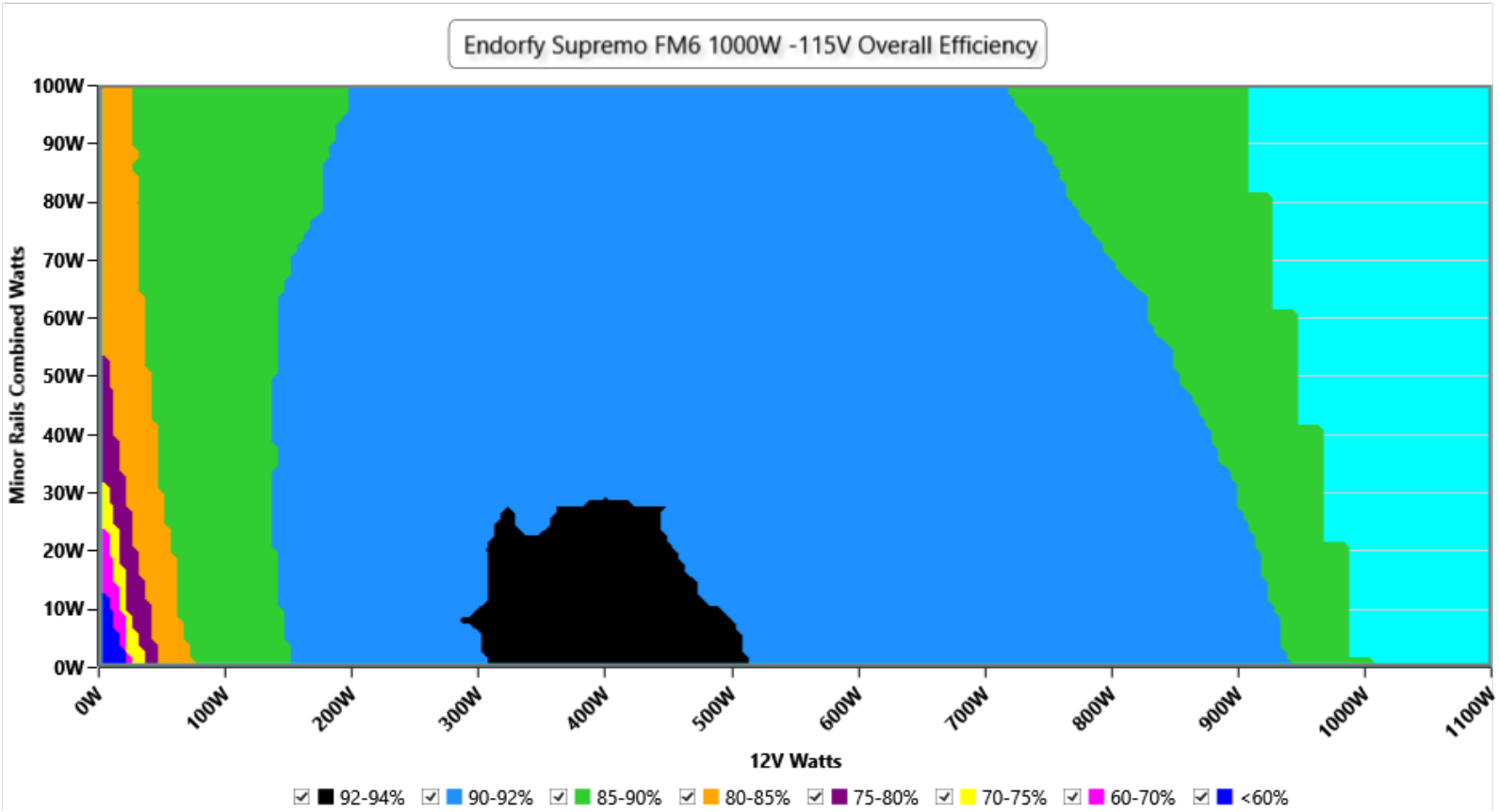

□□

This graph depicts the PSU`s efficiency throughout its entire operational range. For the generation of the efficiency and noise graphs we set our loaders to auto mode through our custom-made software before trying thousands of possible load combinations

230V

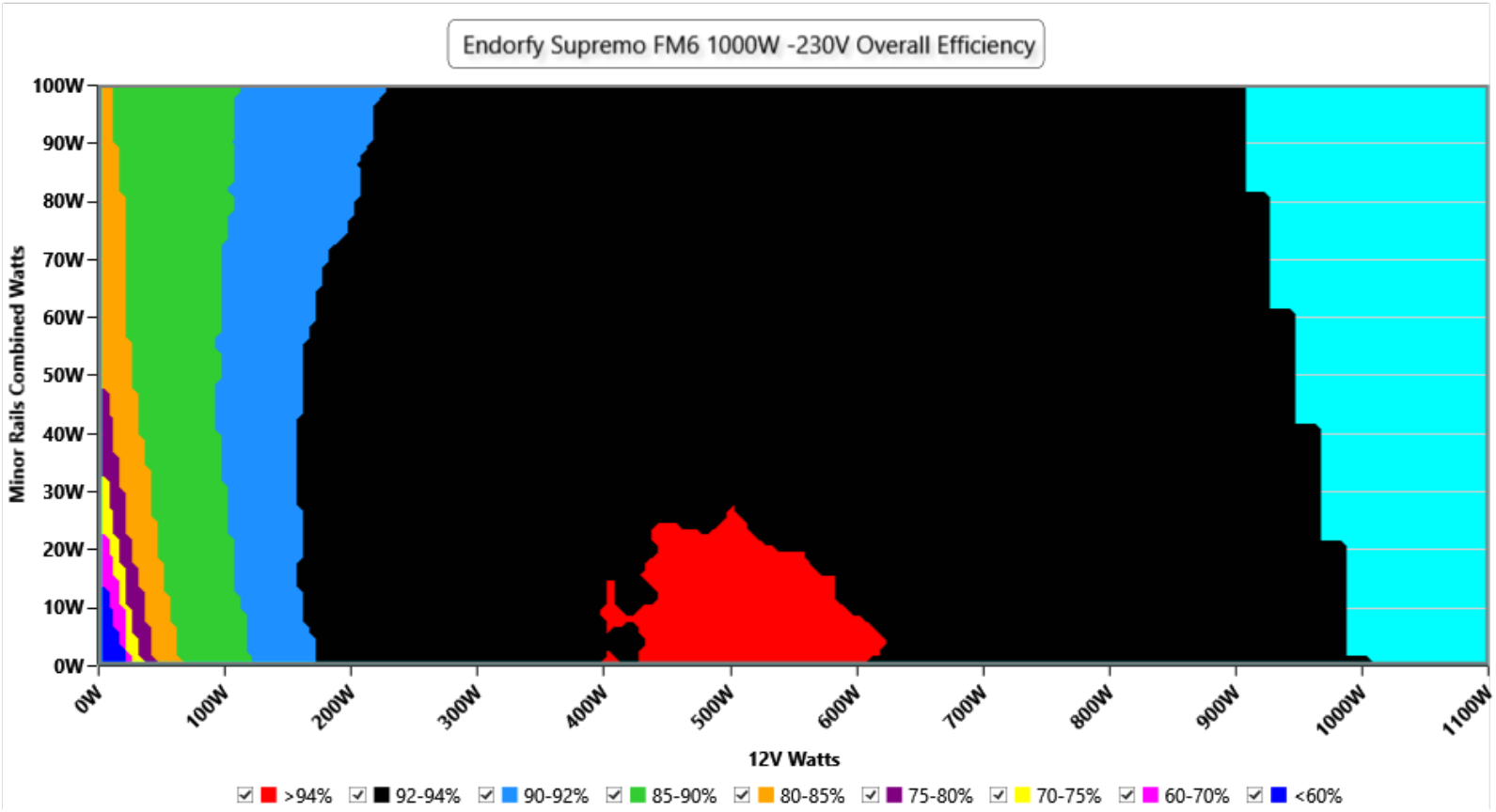

This graph depicts the PSU`s efficiency throughout its entire operational range. For the generation of the efficiency and noise graphs we set our loaders to auto mode through our custom-made software before trying thousands of possible load combinations

□□□□□

115V

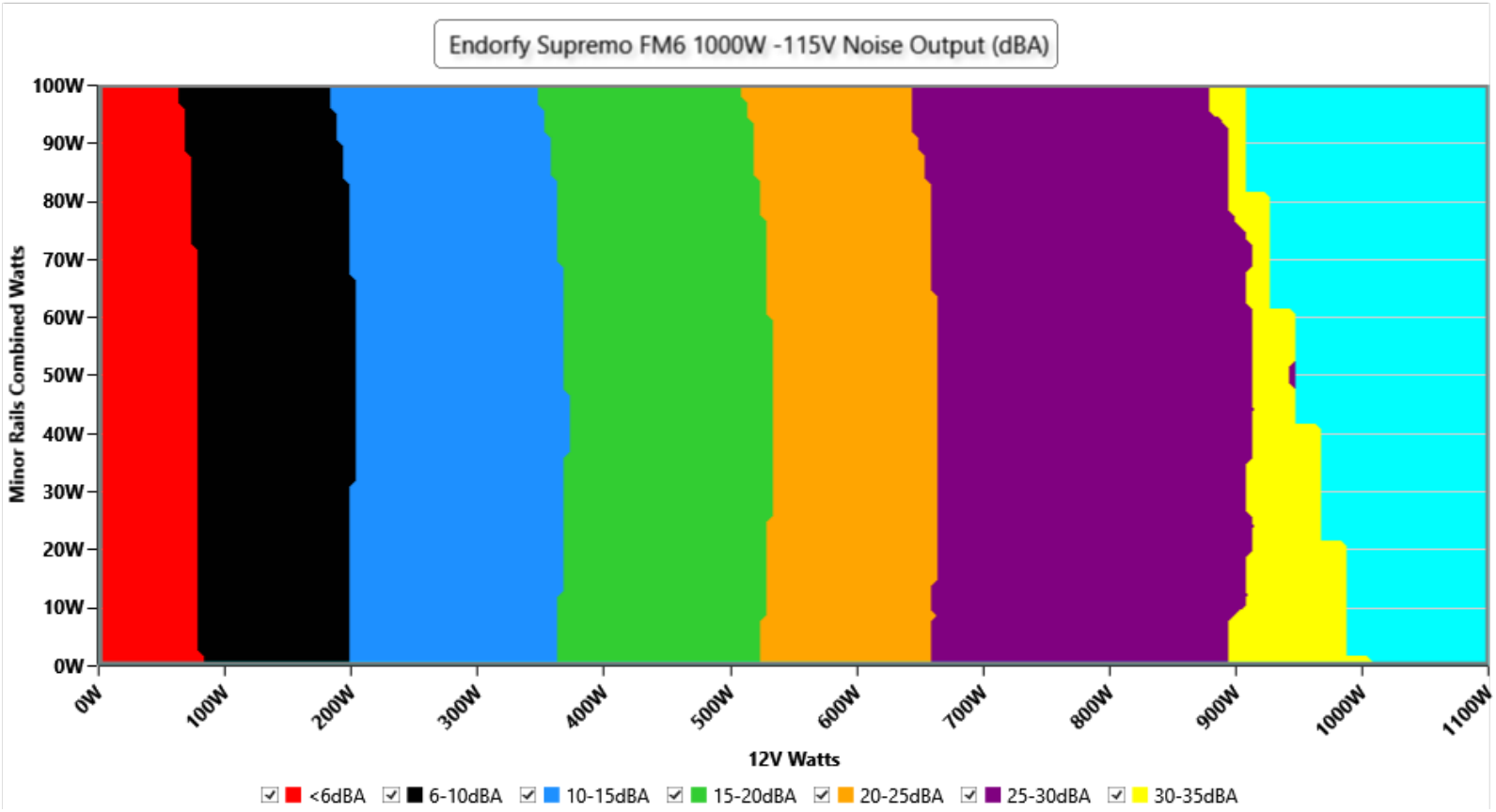

□□

The PSU`s noise in its entire operational range and under 30-32 °C ambient is depicted in this graph. The X axis represents the load on the +12V rail(s) while the Y axis is the load on the minor rails

230V

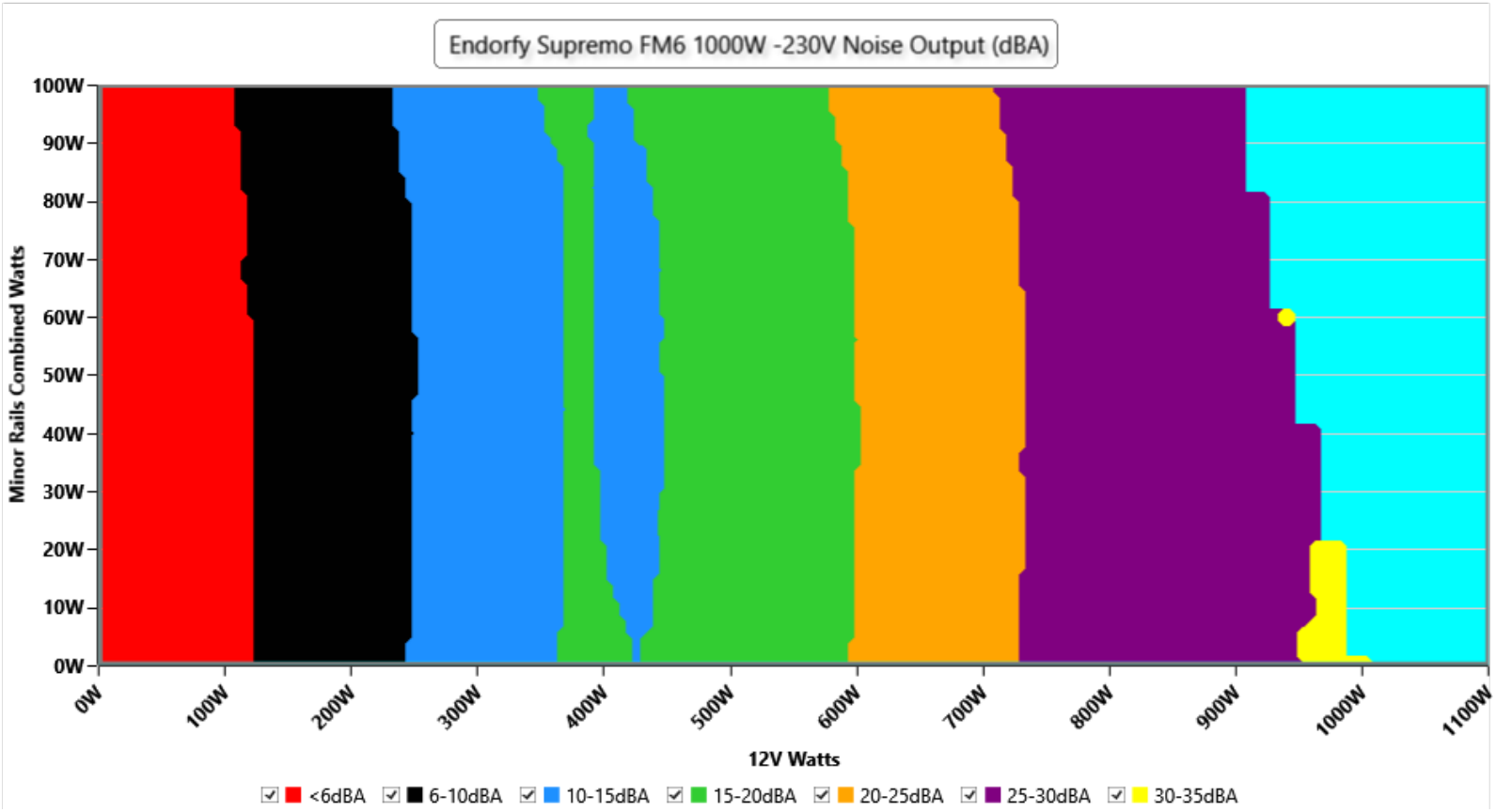

The PSU`s noise in its entire operational range and under 30-32 °C ambient is depicted in this graph. The X axis represents the load on the +12V rail(s) while the Y axis is the load on the minor rails

Noise under high ambient temperature (indicative)

115V

Load	Normal ambient fan · noise · intake	High ambient fan · noise · intake	Noise change
10%	654 RPM · <6.0 dB(A) · 30.2 °C	930 RPM · 15.6 dB(A) · 40.3 °C	<6.0 → 15.6 dB(A)
20%	719 RPM · 6.5 dB(A) · 30.4 °C	1000 RPM · 18.3 dB(A) · 40.8 °C	**+11.8 dB(A)**
50%	877 RPM · 13.7 dB(A) · 30.4 °C	1273 RPM · 25.9 dB(A) · 42.3 °C	**+12.2 dB(A)**
100%	1318 RPM · 27.0 dB(A) · 31.0 °C	1514 RPM · 31.1 dB(A) · 45.6 °C	**+4.1 dB(A)**

230V

Load	Normal ambient fan · noise · intake	High ambient fan · noise · intake	Noise change
10%	744 RPM · 8.0 dB(A) · 30.2 °C	972 RPM · 17.1 dB(A) · 40.4 °C	**+9.1 dB(A)**
20%	782 RPM · 9.4 dB(A) · 30.1 °C	1029 RPM · 18.8 dB(A) · 40.7 °C	**+9.4 dB(A)**
50%	937 RPM · 16.0 dB(A) · 30.5 °C	1257 RPM · 25.6 dB(A) · 42.3 °C	**+9.6 dB(A)**
100%	1400 RPM · 28.9 dB(A) · 30.2 °C	1515 RPM · 31.1 dB(A) · 45.1 °C	**+2.2 dB(A)**

INFO

Fan speed, noise and the measured intake temperature at 10, 20, 50 and 100 % load, from the two load regulation tests: at normal ambient (about 30-32 °C) and at high ambient (about 40-47 °C). These are stabilized readings at fixed loads, not averages over the certification sweep, so they are indicative of how the fan behaves when it is hot. "<6.0" is the floor of our sound meter: the fan is stopped or too quiet to measure (the fan speed column says which); with the fan stopped, the intake sensor can read higher than the chamber air.

Informational. Not part of the ETA or LAMBDA rating.

Indicative Performance

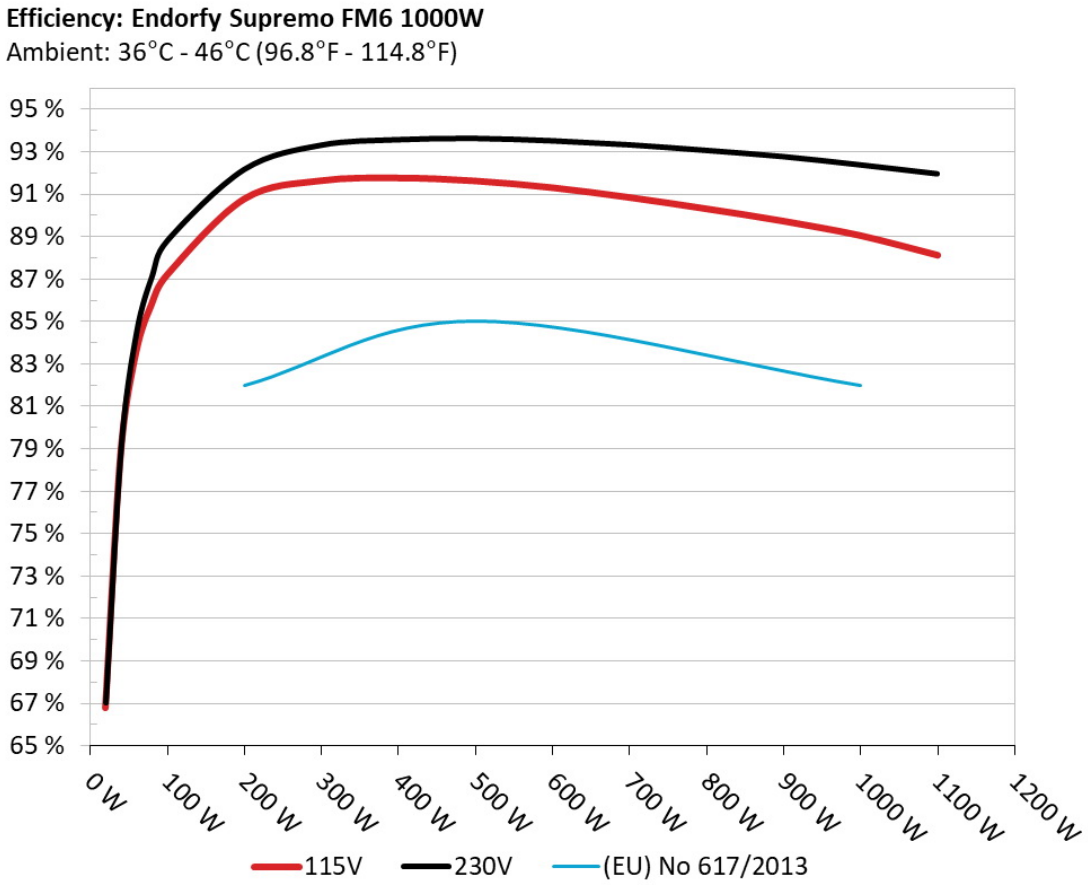

The PSU`s efficiency under high ambient temperatures with 115V and 230V input. For this graph the results of the 10-110% load regulation table are used

5Vsb□□□□

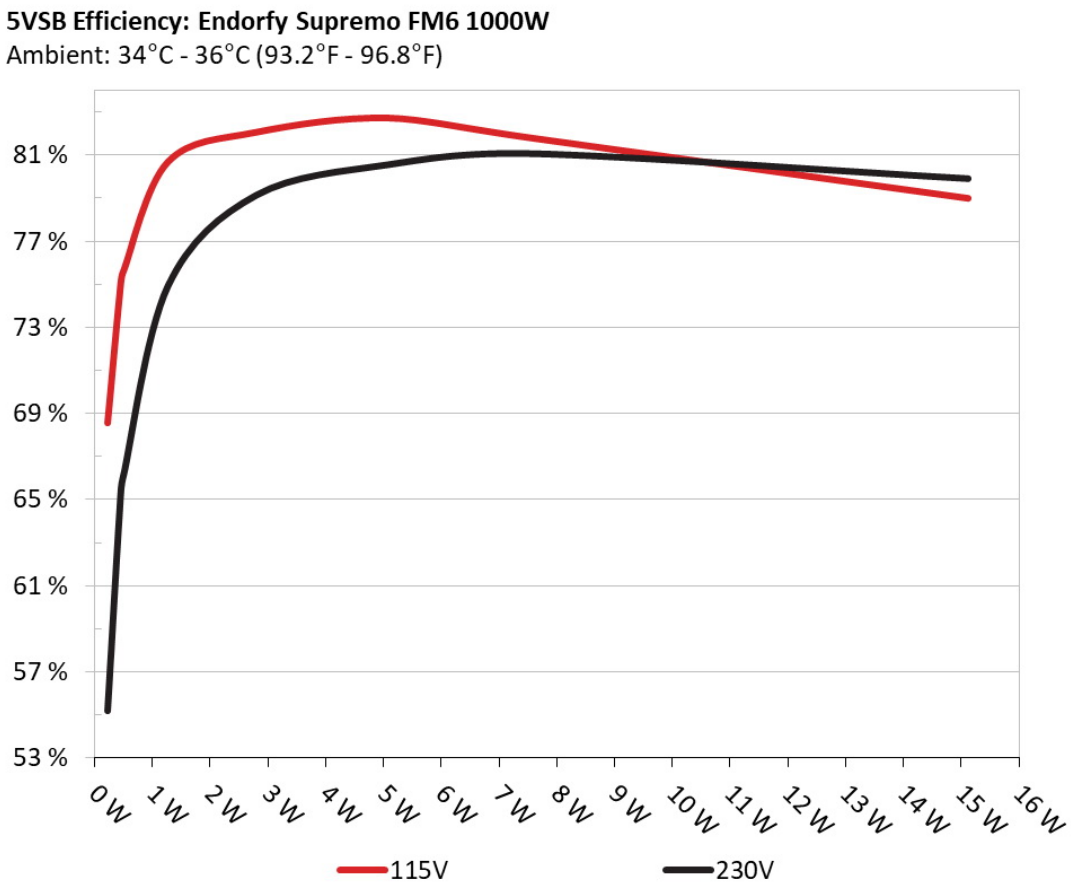

□□

This graph depicts the efficiency levels of the 5VSB rail with 115V and 230V input

□□□□ □□ 5Vsb □□ (ErP Lot3/6 & CEC)

115V

□□ #	5VSB	DC/AC (□)	□□	PF/AC □□
1	**0.045A**	0.23W	68.543%	0.036
	5.102V	0.336W		115.07V
2	**0.09A**	0.459W	75.078%	0.064
	5.102V	0.612W		115.07V
3	**0.55A**	2.801W	82.064%	0.275
	5.092V	3.413W		115.07V
4	**1A**	5.083W	82.729%	0.372
	5.082V	6.144W		115.07V
5	**1.5A**	7.609W	81.78%	0.422
	5.072V	9.305W		115.07V
6	**3.001A**	15.118W	78.994%	0.49
	5.039V	19.139W		115.06V

230V

□□ #	5VSB	DC/AC (□)	□□	PF/AC □□
1	**0.045A**	0.23W	55.166%	0.014
	5.102V	0.417W		230.25V
2	**0.09A**	0.459W	65.351%	0.023
	5.101V	0.703W		230.25V
3	**0.55A**	2.8W	79.148%	0.109
	5.092V	3.538W		230.24V
4	**1A**	5.083W	80.569%	0.18
	5.083V	6.308W		230.24V
5	**1.5A**	7.609W	81.08%	0.24
	5.073V	9.386W		230.24V
6	**3A**	15.12W	79.921%	0.346
	5.04V	18.919W		230.24V

Protection Features

OCP (Normal @ 30.1°C)	12V: >124.60A (150.12%), 12.003V 5V: 26.8A (134.00%), 4.981V 3.3V: 24.7A (123.50%), 3.325V 5VSB: 4.3A (143.33%), 5.009V
OCP (Hot @ 44.6°C)	12V: 124.00A (149.40%), 12.003V 5V: 26.8A (134.00%), 4.973V 3.3V: 24.3A (121.50%), 3.329V 5VSB: 4.2A (140.00%), 5.005V
OPP (Normal @ 30.5°C)	1503.07W (150.31%)
OPP (Hot @ 42.3°C)	1401.10W (140.11%)
OTP	✓ (135°C @ Secondary Side)
SCP	12V to Earth: ✓ 5V to Earth: ✓ 3.3V to Earth: ✓ 5VSB to Earth: ✓ -12V to Earth: ✓
PWR_OK	Proper Operation
UVP (Full Load @ 90V)	✓
UVP (Damage @ 80V)	✓
Conducted Emissions EN55032 & CISPR 32A	✓
NLO	✓
Fan Failure Protection	✗
SIP	Surge: MOV Inrush: NTC & Bypass Relay

Supplementary Tests (For Reference)

10-110%□□□□

115V

□□	12V	5V	3.3V	5VSB	DC/AC (□)	□□	□□□□ (RPM)	□□□□□□□ (dB[A])	□□ (□□ /□□)	PF/AC □□
10%	**6.492A**	**1.999A**	**1.974A**	**0.985A**	100.003	87.18%	930	15.6	40.29°C	0.966
	12.077V	5.004V	3.344V	5.077V	114.707				42.5°C	115.03V
20%	**14.007A**	**2.999A**	**2.963A**	**1.184A**	199.956	90.761%	1000	18.3	40.79°C	0.979
	12.069V	5.003V	3.342V	5.066V	220.311				44.24°C	115V
30%	**21.885A**	**3.499A**	**3.459A**	**1.385A**	300.008	91.624%	1071	20.3	41.08°C	0.981
	12.061V	5.002V	3.34V	5.056V	327.433				44.96°C	114.97V
40%	**29.734A**	**4A**	**3.955A**	**1.586A**	399.588	91.752%	1180	23.6	41.91°C	0.981
	12.053V	5.002V	3.338V	5.046V	435.509				46.67°C	114.93V
50%	**37.259A**	**5.001A**	**4.948A**	**1.788A**	499.302	91.614%	1273	25.9	42.3°C	0.982
	12.045V	5.001V	3.335V	5.034V	545.004				48.27°C	114.89V
60%	**44.862A**	**6.002A**	**5.942A**	**1.991A**	599.819	91.294%	1369	28.2	42.59°C	0.984
	12.037V	4.999V	3.333V	5.023V	657.019				49.03°C	114.85V
70%	**52.410A**	**7.004A**	**6.937A**	**2.195A**	699.543	90.836%	1485	30.7	43.37°C	0.986
	12.029V	4.999V	3.33V	5.012V	770.118				50.68°C	114.81V
80%	**60.034A**	**8.003A**	**7.932A**	**2.299A**	799.54	90.3%	1509	31.1	43.97°C	0.988
	12.021V	4.998V	3.328V	5.003V	885.425				52.26°C	114.76V
90%	**67.999A**	**8.504A**	**8.417A**	**2.403A**	899.313	89.721%	1511	31.1	44.6°C	0.989
	12.013V	4.997V	3.326V	4.994V	1002.336				55.08°C	114.72V
100%	**75.783A**	**9.006A**	**8.934A**	**3.016A**	999.335	89.039%	1514	31.1	45.55°C	0.991
	12.004V	4.996V	3.324V	4.974V	1122.355				57.52°C	114.68V
110%	**83.504A**	**10.009A**	**10.022A**	**3.021A**	1099.943	88.112%	1511	31.1	46.44°C	0.992
	11.995V	4.995V	3.322V	4.966V	1248.35				58.41°C	114.63V
CL1	**0.116A**	**12.03A**	**11.881A**	**0A**	101.3	83.208%	1433	29.5	41.63°C	0.97
	12.072V	5.004V	3.341V	5.089V	121.748				46.46°C	115.04V

CL2	**0.116A**	**19.978A**	**0A**	**0A**	101.378	81.617%	1263	25.7	42.01°C	0.971
	12.077V	5.005V	3.351V	5.094V	124.214				45.62°C	115.04V
CL3	**0.115A**	**0A**	**19.783A**	**0A**	67.384	74.223%	1139	22	41.47°C	0.96
	12.074V	5.004V	3.336V	5.09V	90.786				44.46°C	115.05V
CL4	**83.222A**	**0A**	**0A**	**0A**	999.897	89.767%	1493	30.9	46.34°C	0.99
	12.014V	4.998V	3.331V	5.049V	1113.886				56.36°C	114.69V

The results above are not used in the certification process

230V

□□	**12V**	**5V**	**3.3V**	**5VSB**	**DC/AC (□)**	□□	□□□□ **(RPM)**	□□□□□□□ **(dB[A])**	□□ **(□□ /□□)**	**PF/AC □□**
10%	**6.491A**	**1.999A**	**1.974A**	**0.985A**	99.997	88.419%	972	17.1	40.39°C	0.833
	12.077V	5.003V	3.344V	5.077V	113.093				42.12°C	230.23V
20%	**14.006A**	**2.999A**	**2.963A**	**1.184A**	199.948	92.191%	1029	18.8	40.72°C	0.913
	12.069V	5.003V	3.342V	5.066V	216.892				43.37°C	230.22V
30%	**21.883A**	**3.499A**	**3.458A**	**1.385A**	300	93.334%	1097	21.4	41.5°C	0.941
	12.062V	5.002V	3.34V	5.056V	321.434				44.25°C	230.21V
40%	**29.731A**	**4A**	**3.955A**	**1.586A**	399.578	93.59%	1166	23.4	41.59°C	0.954
	12.054V	5.001V	3.338V	5.046V	426.945				44.72°C	230.19V
50%	**37.256A**	**5.001A**	**4.947A**	**1.788A**	499.295	93.651%	1257	25.6	42.26°C	0.961
	12.046V	5V	3.335V	5.035V	533.146				45.76°C	230.17V
60%	**44.860A**	**6.002A**	**5.941A**	**1.991A**	599.818	93.537%	1369	28.2	42.83°C	0.966
	12.037V	4.999V	3.333V	5.023V	641.265				47.1°C	230.15V
70%	**52.406A**	**7.004A**	**6.936A**	**2.195A**	699.544	93.351%	1479	30.5	43.3°C	0.97
	12.030V	4.998V	3.331V	5.012V	749.372				47.49°C	230.13V
80%	**60.030A**	**8.003A**	**7.931A**	**2.299A**	799.546	93.089%	1511	31.1	43.74°C	0.972
	12.021V	4.998V	3.329V	5.003V	858.903				48.85°C	230.11V
90%	**67.995A**	**8.505A**	**8.416A**	**2.403A**	899.324	92.794%	1512	31.1	44.95°C	0.975
	12.013V	4.997V	3.327V	4.994V	969.152				50.55°C	230.1V
100%	**75.779A**	**9.007A**	**8.932A**	**3.016A**	999.343	92.407%	1515	31.1	45.13°C	0.977
	12.004V	4.996V	3.325V	4.974V	1081.464				51.54°C	230.08V

110%	**83.499A**	**10.009A**	**10.02A**	**3.021A**	1099.946	91.981%	1514	31.1	46.44°C	0.979
	11.996V	4.995V	3.323V	4.967V	1195.832				54.19°C	230.06V
CL1	**0.116A**	**12.031A**	**11.88A**	**0A**	101.301	84.106%	1384	28.6	40.35°C	0.844
	12.073V	5.004V	3.341V	5.089V	120.441				43.83°C	230.23V
CL2	**0.116A**	**19.979A**	**0A**	**0A**	101.378	82.489%	1220	24.6	40.44°C	0.847
	12.077V	5.004V	3.351V	5.094V	122.899				43.87°C	230.23V
CL3	**0.115A**	**0A**	**19.78A**	**0A**	67.384	75.293%	1116	21.8	41.55°C	0.791
	12.074V	5.004V	3.336V	5.089V	89.5				43.91°C	230.24V
CL4	**83.218A**	**0A**	**0A**	**0A**	999.913	93.095%	1499	31	45.94°C	0.977
	12.015V	4.998V	3.332V	5.049V	1074.082				51.21°C	230.07V

The results above are not used in the certification process

20-80□□□□□

115V

□□	**12V**	**5V**	**3.3V**	**5VSB**	**DC/AC (□)**	□□	□□□□ **(RPM)**	□□□□□□□□ **(dB[A])**	□□ **(□□ /□□)**	**PF/AC □□**
20W	**1.230A**	**0.5A**	**0.493A**	**0.196A**	20.002	66.78%	656	<6.0	36.11°C	0.863
	12.084V	5.004V	3.345V	5.098V	29.938				37.03°C	115.05V
40W	**2.706A**	**0.699A**	**0.691A**	**0.294A**	40.003	78.844%	773	9.2	37.5°C	0.931
	12.082V	5.005V	3.345V	5.095V	50.74				38.44°C	115.06V
60W	**4.182A**	**0.899A**	**0.888A**	**0.393A**	60.003	83.581%	837	11.8	38.45°C	0.946
	12.081V	5.004V	3.345V	5.092V	71.791				39.92°C	115.05V
80W	**5.656A**	**1.099A**	**1.085A**	**0.491A**	79.952	85.806%	885	14	39.35°C	0.961
	12.079V	5.004V	3.344V	5.089V	93.176				41.16°C	115.04V

The results above are not used in the certification process

230V

□□	12V	5V	3.3V	5VSB	DC/AC (□)	□□	□□□□ (RPM)	□□□□□□□ (dB[A])	□□ (□□ /□□)	PF/AC □□
20W	**1.229A**	**0.5A**	**0.493A**	**0.196A**	20.001	67.01%	742	7.8	36.12°C	0.518
	12.084V	5.004V	3.345V	5.098V	29.846				37.22°C	230.24V
40W	**2.706A**	**0.699A**	**0.691A**	**0.294A**	40.001	79.08%	832	11.6	37.11°C	0.662
	12.083V	5.004V	3.345V	5.095V	50.584				38.29°C	230.24V
60W	**4.182A**	**0.899A**	**0.888A**	**0.393A**	60	84.502%	876	13.7	38.85°C	0.746
	12.081V	5.004V	3.345V	5.092V	71.007				40.45°C	230.24V
80W	**5.656A**	**1.099A**	**1.085A**	**0.491A**	79.945	87.135%	915	15.1	39.12°C	0.796
	12.080V	5.003V	3.344V	5.089V	91.749				40.72°C	230.24V

The results above are not used in the certification process

□□□□

115V

Test	12V	5V	3.3V	5VSB	Pass/Fail
10% Load	19.07mV	13.91mV	14.22mV	8.51mV	Pass
20% Load	25.32mV	15.76mV	15.31mV	9.34mV	Pass
30% Load	29.08mV	15.61mV	15.98mV	9.50mV	Pass
40% Load	33.20mV	16.59mV	15.62mV	9.96mV	Pass
50% Load	36.81mV	17.77mV	17.33mV	10.17mV	Pass
60% Load	37.79mV	17.77mV	17.58mV	11.46mV	Pass
70% Load	38.25mV	19.53mV	18.46mV	11.30mV	Pass
80% Load	38.00mV	20.87mV	19.50mV	12.13mV	Pass
90% Load	39.13mV	21.89mV	20.32mV	12.54mV	Pass
100% Load	39.12mV	21.57mV	21.34mV	12.19mV	Pass
110% Load	41.58mV	22.92mV	21.19mV	13.12mV	Pass
Crossload1	21.82mV	18.99mV	17.34mV	9.03mV	Pass
Crossload2	27.48mV	26.79mV	15.67mV	9.86mV	Pass

Test	12V	5V	3.3V	5VSB	Pass/Fail
Crossload3	22.68mV	14.94mV	22.75mV	8.26mV	Pass
Crossload4	37.39mV	19.18mV	18.60mV	13.12mV	Pass

The results above are not used in the certification process

230V

Test	12V	5V	3.3V	5VSB	Pass/Fail
10% Load	19.23mV	13.19mV	14.69mV	8.41mV	Pass
20% Load	25.52mV	14.63mV	15.00mV	8.93mV	Pass
30% Load	29.03mV	15.97mV	16.19mV	9.76mV	Pass
40% Load	33.00mV	16.95mV	16.70mV	10.37mV	Pass
50% Load	36.76mV	17.72mV	16.70mV	10.43mV	Pass
60% Load	37.48mV	18.60mV	17.79mV	11.30mV	Pass
70% Load	38.21mV	20.14mV	19.08mV	11.41mV	Pass
80% Load	39.13mV	22.20mV	20.43mV	12.03mV	Pass
90% Load	40.89mV	22.20mV	21.67mV	12.75mV	Pass
100% Load	42.03mV	23.08mV	21.06mV	12.45mV	Pass
110% Load	45.63mV	24.71mV	22.08mV	12.46mV	Pass
Crossload1	22.88mV	18.87mV	16.36mV	9.10mV	Pass
Crossload2	27.99mV	25.66mV	15.05mV	9.45mV	Pass
Crossload3	22.48mV	14.37mV	23.22mV	8.15mV	Pass
Crossload4	38.99mV	19.22mV	18.67mV	11.35mV	Pass

The results above are not used in the certification process





Endorfy Supremo FM6 1000W

Top side

Power specifications label

本测试报告中包含的所有数据和图表均可在以下条件下由任何人使用：使用过程需提及测试结果由 Cybenetics提供。
在任何情况下都应提供原始测试结果文档的网站链接

Cybenetics 提供自愿性认证计划：电源方面有 ETA（效率）、LAMBDA（噪声）与 SAFE（安全与正确运行）；散热产品方面有 DELTA（机箱隔音）与 PHI（风扇风量与静压）

CYBENETICS LTD Syrou 6, Latsia, 2231, Nicosia Cyprus

www.cybenetics.com - info@cybenetics.com