SMX Okame G3 1200W

-

Lab ID SX12002804

Certification ID 252804

Test Result Report ID: 25PS2804A

Certificate Issue Date: May 21, 2025

Scheme: ETA-EMI PSU

115V



230V



Scheme: LAMBDA PSU

115V



230V





Outside Validation Scope



General Information

Test Equipment

Electronic Loads	Chroma 63601-5 x2 Chroma 63600-2 Chroma 63640-80-80 x10 Chroma 63610-80-20
AC Sources	Chroma 6530, APM SP300VAC4000W-P, GW Instek ASR-3500
Power Analyzers	Rohde & Schwarz HMC8015 & NPA701
Oscilloscopes	Picoscope 4444, Siglent SDS2104X PLUS
Sound Analyzer	Bruel & Kjaer 2270 G4
Microphone	Bruel & Kjaer Type 4955-A
Temperature Logger	Picoscope TC-08
Tachometer	UNI-T UT372
Multimeters	Keysight 34465A
EMI Analyzer	TekBox TBMR-110M-EU
Isolation Transformer	4kVA
UPS	FSP Champ Tower 3kVA, CyberPower OLS3000E 3kVA
Testing Methodology	Cybenetics PSU Test Protocol

DUT Information(Non-accredited measurements)

Product Identification Details	
Brand	SMX
Model	Okame G3 1200W
OEM/ODM	No Info
Serial Number	-
Product Specifications	
Manufacturer-Provided Information	
□□□□ (Vrms)	100-240
□□□□ (Arms)	16

□□□□ (Hz)	50-60
□□□□ (W)	1200
Operating Temperature (Continuous Full Load) (°C)	
□□	ATX12V
□□□□	Fully Modular
Warranty	-
Cybenetics Measurements	
Dimensions (W x H x D)	
Weight	
□□	120mm Rifle Bearing Fan (EFS-12E12H)
□□□□□	✗
Cybenetics Testing Information	
Lab ID	SX12002804
Date of receipt	Apr 23, 2025
Testing Date	May 14, 2025
Report Issued Date	May 21, 2025
Engineer Name	-
Authorized By the Laboratory Technical Manager	Aristeidis Bitziopoulos
Signature	

□□□□ (Non-accredited measurements)

□□□□				
□□	□□□□	□□□□□	**Gauge**	In Cable Capacitors
ATX □□ 20+4 pin (585mm)	1	1	18-22AWG	□
4+4 pin EPS 12V □□ (700mm)	2	2	18AWG	□
6+2pin PCIe□□ (600mm+150mm)	2	4	18AWG	□
12+4 pin PCIe (600mm) (600W)	1	1	16-24AWG	□
SATA□□ (500mm+155mm+155mm)	3	9	18AWG	□
4-pin Molex (450mm+155mm+155mm)	1	3	18AWG	□

Protection Features(Manufacturer)

Over Power Protection	✓
Over Current (+12V) Protection	✓
Over Temperature Protection	✓
Short Circuit Protection	✓
Surge Protection	✓
Inrush Current Protection	✓
Fan Failure Protection	✗

□□□□

□		3.3V	5V	12V	5VSB	-12V
□□□□	□□	20	20	100	3	0.3
	□	103		1200	15	3.6
□□□□□ (W)		1200				

Parts Description

General Data	
Manufacturer (OEM)	No Info
PCB Type	Double-Sided
Primary Side	
Transient Filter	4x Y caps, 2x X caps, 2x CM chokes, 1x MOV
Inrush Protection	1x NTC Thermistors MF72 20D-15 (20 Ohm @ 25 °C) & Relay
Bridge Rectifier(s)	2x
APFC MOSFETs	2x Oriental Semiconductor OSG65R038HTZF (650V, 50.6A @ 100°C, Rds(on): 0.038Ohm)
APFC Boost Diode	1x Global Power G4S06515AT (650V, 15A @ 143°C)
Bulk Cap(s)	2x Nichicon (400V, 470uF each or 940uF combined, 3000h @ 105°C,GN)

Main Switchers	2x Fuxin Semiconductor FXN65S60TF
APFC Controller	Champion CM6500UNX
Resonant Controller	Champion CM6901T6X
Topology	Primary side: APFC, Half-Bridge & LLC Resonant converter Secondary side: Synchronous Rectification & DC-DC converters
Secondary Side	
+12V MOSFETs	8x Alkaidsemi AKG40N013G (40V, 110A @ 100°C, Rds(on): 1.3mOhm)
5V & 3.3V	DC-DC Converters: 4x Excelliance EMB06N03R (20V, 45A @ 100°C, Rds(on): 6mOhm) PWM Controller(s): 2x Aplustek AT8853ZSPC
Filtering Capacitors	Electrolytic: 5x TK (@105°C, SZ) Polymer: 33x Chengx
Supervisor IC	IN1S4291-SCG
Fan Model	DWPH EFS-12E12H (120mm, 12V, 0.50A, Sleeve Bearing Fan)
5VSB	
Rectifier	1x Dongke Semiconductor DK5V45R10S (45V, 10A)
Standby PWM Controller	FuXin Semiconductor FXI8252S

Test Results

Temperature & Compliance Info

□□□□ (°C /°F)	28-32 / 82.4-89.6
□□ ErP Lot3/6□□	✓
□□ (EU) No 617/2013□□	✓
ALPM (Alternative Low Power Mode) compatible	✓
ATX v3.1 PSU Power Excursion	✓

Performance Summary

115V

Accredited	
□□□□ (>1450 load combinations)	89.134%
Average Noise Output (>1450 Load Combinations)	35.39dBA
PF□□□ (>1450 Load Combinations)	0.988
Efficiency With 10W (≤500W) or 2% (>500W) Load	71.184%
□□□□□□	0.0483W
Non-Accredited	
12V Ripple (Full Load)	11.20mV
5V Ripple (Full Load)	13.31mV
3.3V Ripple (Full Load)	20.57mV
5VSB Ripple (Full Load)	34.37mV
12V Load Regulation	0.93%
5V Load Regulation	0.96%
3.3V Load Regulation	1.46%
5VSB Load Regulation	3.80%
Inrush Current	34.280A

230V

Accredited	
□□□□ (>1450 load combinations)	91.241%
Average Noise Output (>1450 Load Combinations)	34.98dBA
PF□□□ (>1450 Load Combinations)	0.966
Efficiency With 10W (≤500W) or 2% (>500W) Load	71.523%
□□□□□□	0.0864W
Non-Accredited	
12V Ripple (Full Load)	25.80mV
5V Ripple (Full Load)	12.98mV
3.3V Ripple (Full Load)	21.01mV

5VSB Ripple (Full Load)		35.04mV
12V Load Regulation		0.99%
5V Load Regulation		0.90%
3.3V Load Regulation		1.40%
5VSB Load Regulation		3.82%
Inrush Current		58.030A
12V Transient Response (200%)		11.17V
5V Transient Response (200%)		4.923V
3.3V Transient Response (200%)		3.194V
5VSB Transient Response (200%)		4.954V
□□□□ & PG□□		15.70ms
AC Loss to PWR_OK Hold Up Time		14.60ms
PWR_OK Inactive to DC Loss Delay		1.10ms
PSU Timings: T1 (20% / 100%)	38.0ms	37.0ms
PSU Timings: T3 (20% / 100%)	124.0ms	124.0ms
12V OCP (29.6°C / 43.7°C)	122.20A (122.20%), 12.085V	117.20A (117.20%), 12.099V
5V OCP (29.6°C / 43.7°C)	27.2A (136.00%), 4.951V	27.2A (136.00%), 4.933V
3.3V OCP (29.6°C / 43.7°C)	26.2A (131.00%), 3.258V	26.1A (130.50%), 3.247V
5VSB OCP (29.6°C / 43.7°C)	4.8A (160.00%), 5.037V	4.7A (156.67%), 5.038V
OPP (29.21°C / 41.88°C)	119.50%	116.00%

□□□□ & PG□□

Hold-Up Time (ms)	15.7
AC Loss to PWR_OK Hold Up Time (ms)	14.6
PWR_OK Inactive to DC Loss Delay (ms)	1.1

Tables

115V

Detailed Results						
	Average	Min	Limit Min	Max	Limit Max	Result
Mains Voltage RMS:	115.05 V	115.02 V	113.85 V	115.09 V	116.15 V	PASS
Mains Frequency:	60.00 Hz	59.99 Hz	59.40 Hz	60.01 Hz	60.60 Hz	PASS
Mains Voltage CF:	1.416	1.415	1.340	1.418	1.490	PASS
Mains Voltage THD:	0.13 %	0.09 %	N/A	0.18 %	2.00 %	PASS
Real Power:	0.048 W	0.029 W	N/A	0.077 W	N/A	N/A
Apparent Power:	2.396 W	2.332 W	N/A	2.459 W	N/A	N/A
Power Factor:	0.024	N/A	N/A	N/A	N/A	N/A

230V

Detailed Results						
	Average	Min	Limit Min	Max	Limit Max	Result
Mains Voltage RMS:	231.00 V	230.89 V	227.70 V	231.06 V	232.30 V	PASS
Mains Frequency:	50.00 Hz	49.99 Hz	49.50 Hz	50.01 Hz	50.50 Hz	PASS
Mains Voltage CF:	1.417	1.416	1.340	1.419	1.490	PASS
Mains Voltage THD:	0.17 %	0.14 %	N/A	0.27 %	2.00 %	PASS
Real Power:	0.086 W	0.049 W	N/A	0.173 W	N/A	N/A
Apparent Power:	8.020 W	7.914 W	N/A	8.145 W	N/A	N/A
Power Factor:	0.008	N/A	N/A	N/A	N/A	N/A

□□□□□□

115V

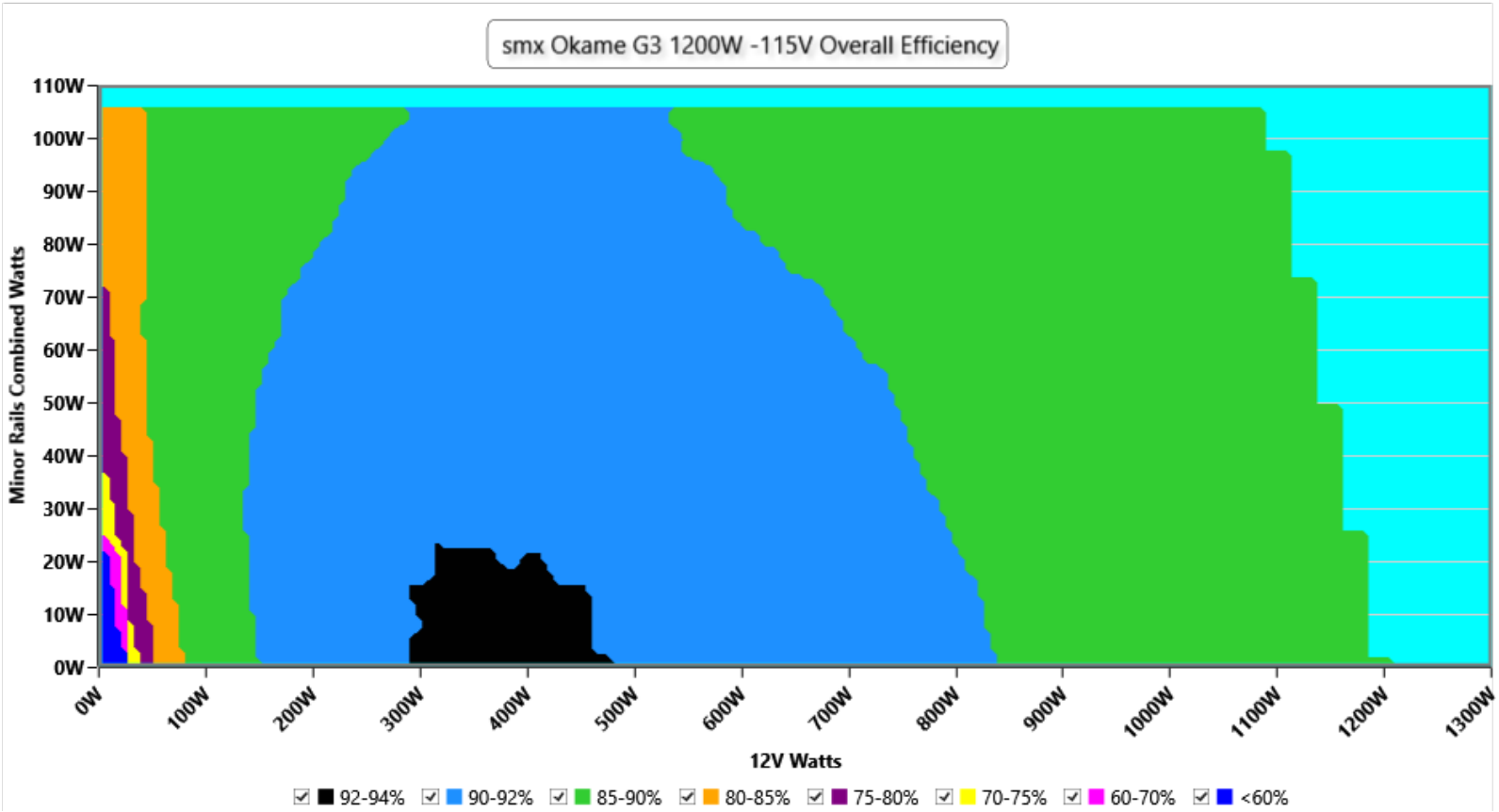

□□

This graph depicts the PSU`s efficiency throughout its entire operational range. For the generation of the efficiency and noise graphs we set our loaders to auto mode through our custom-made software before trying thousands of possible load combinations

230V

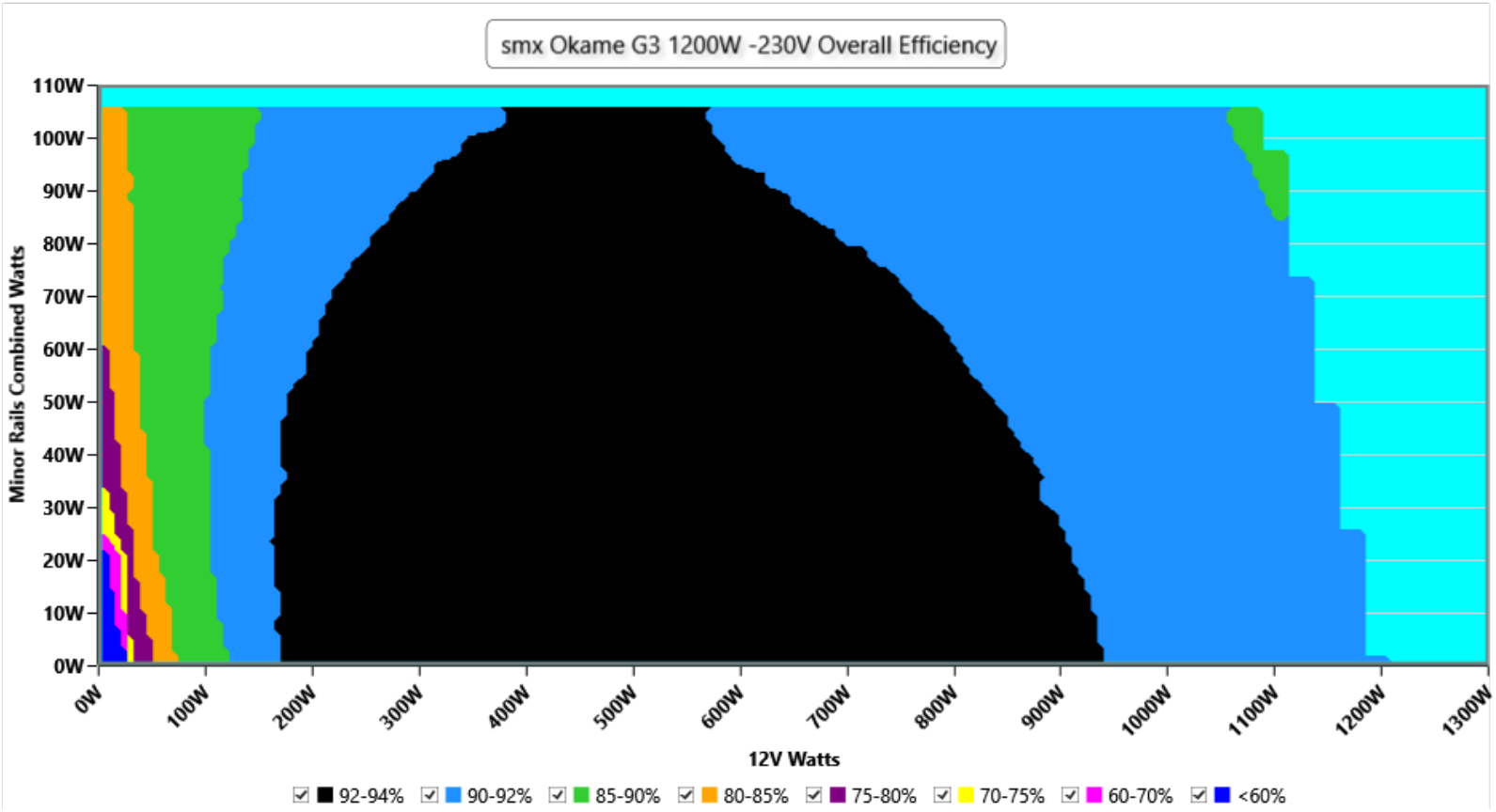

This graph depicts the PSU`s efficiency throughout its entire operational range. For the generation of the efficiency and noise graphs we set our loaders to auto mode through our custom-made software before trying thousands of possible load combinations

□□□□□

115V

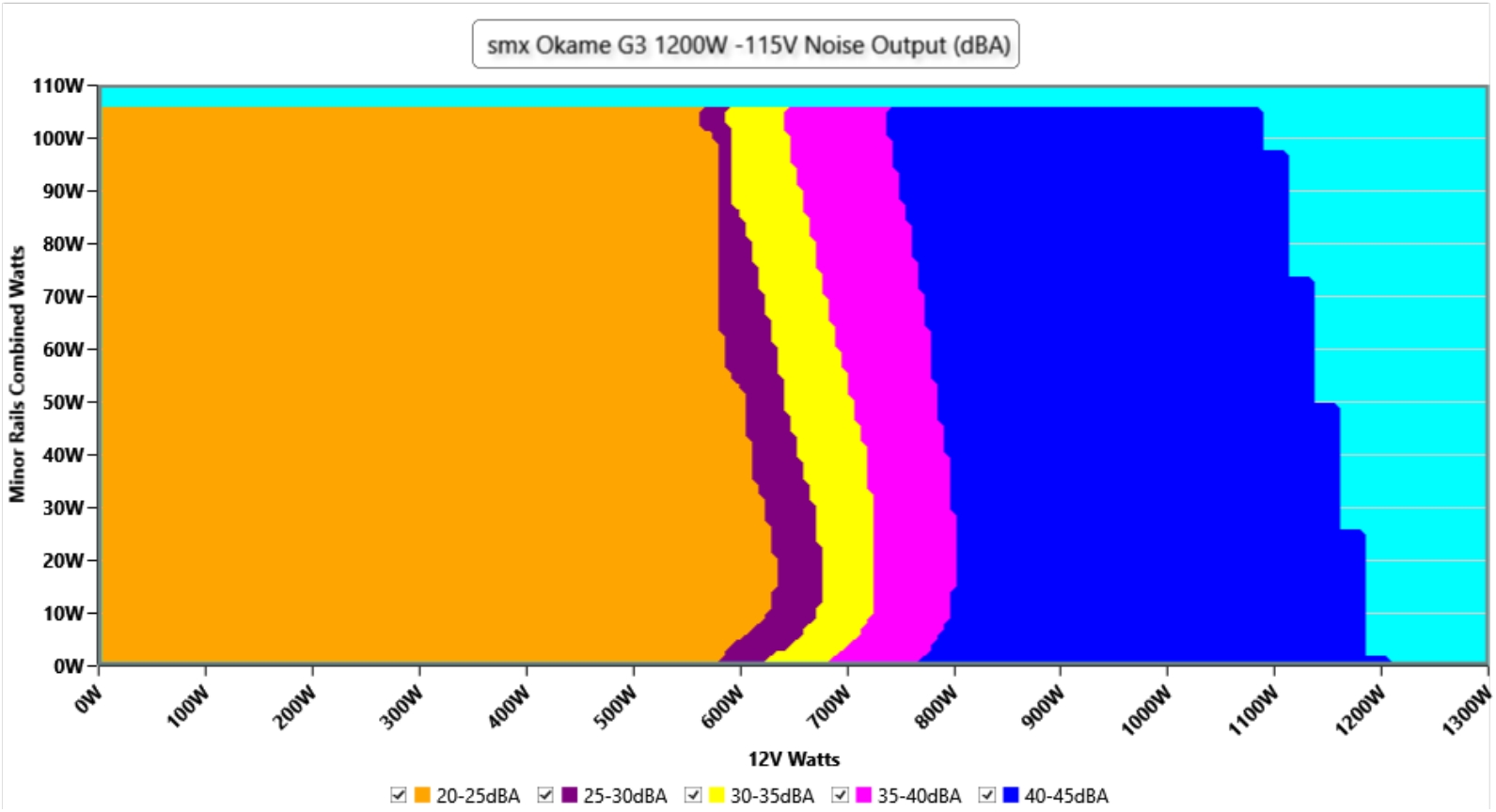

□□

The PSU`s noise in its entire operational range and under 30-32 °C ambient is depicted in this graph. The X axis represents the load on the +12V rail(s) while the Y axis is the load on the minor rails

230V

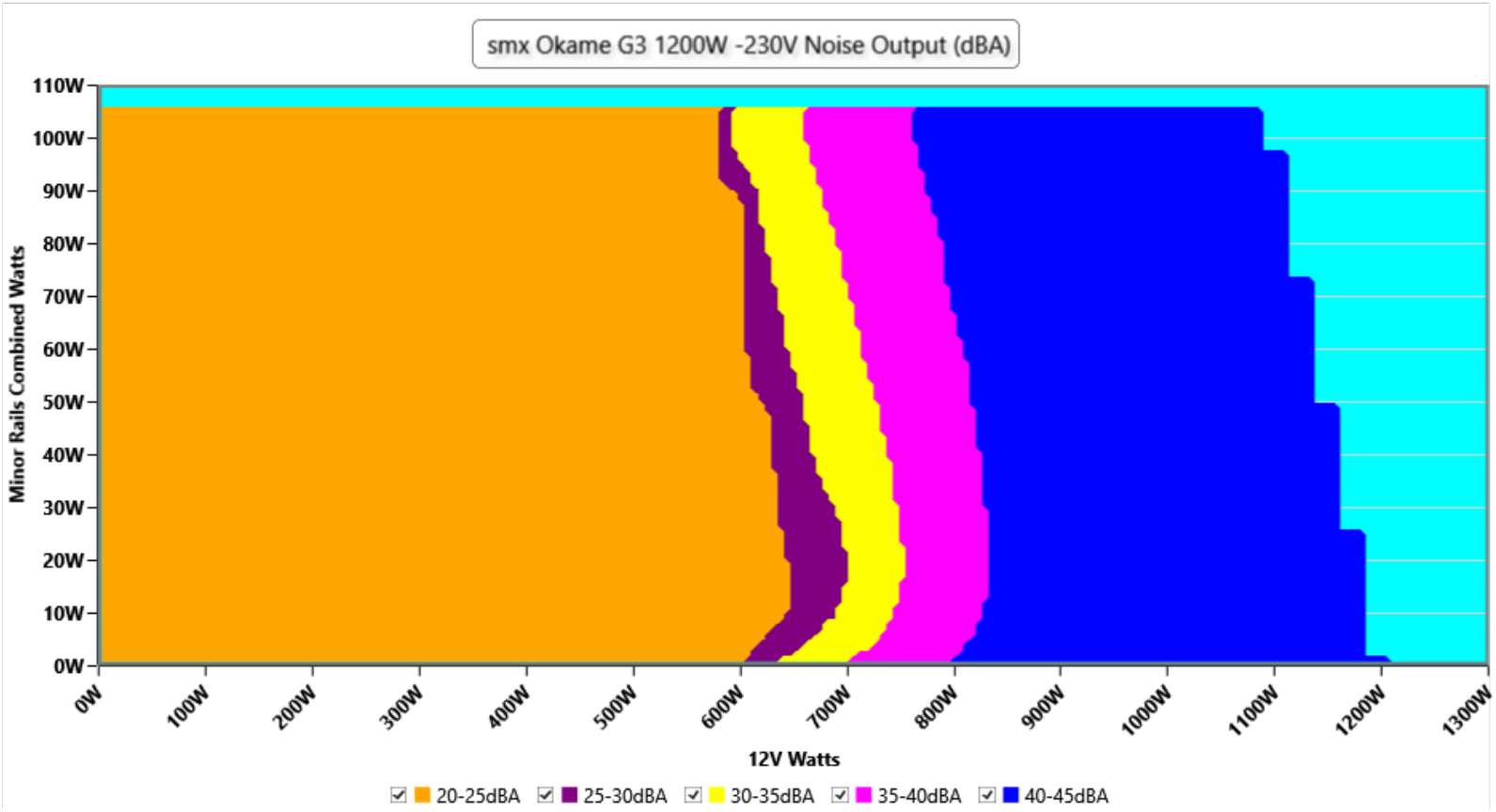

The PSU`s noise in its entire operational range and under 30-32 °C ambient is depicted in this graph. The X axis represents the load on the +12V rail(s) while the Y axis is the load on the minor rails

Noise under high ambient temperature (indicative)

115V

Load	Normal ambient fan · noise · intake	High ambient fan · noise · intake	Noise change
10%	856 RPM · 21.2 dB(A) · 30.8 °C	866 RPM · 21.5 dB(A) · 40.4 °C	**+0.3 dB(A)**
20%	856 RPM · 21.2 dB(A) · 30.7 °C	869 RPM · 21.6 dB(A) · 40.8 °C	**+0.4 dB(A)**
50%	863 RPM · 21.3 dB(A) · 30.7 °C	1483 RPM · 36.7 dB(A) · 42.3 °C	**+15.4 dB(A)**
100%	1877 RPM · 43.3 dB(A) · 31.0 °C	1875 RPM · 43.3 dB(A) · 45.8 °C	**+0.0 dB(A)**

230V

Load	Normal ambient fan · noise · intake	High ambient fan · noise · intake	Noise change
10%	851 RPM · 20.7 dB(A) · 30.4 °C	866 RPM · 21.5 dB(A) · 40.3 °C	**+0.8 dB(A)**
20%	855 RPM · 20.8 dB(A) · 30.6 °C	870 RPM · 21.6 dB(A) · 40.7 °C	**+0.8 dB(A)**
50%	863 RPM · 21.3 dB(A) · 30.6 °C	1532 RPM · 38.0 dB(A) · 42.2 °C	**+16.7 dB(A)**
100%	1873 RPM · 43.3 dB(A) · 30.4 °C	1875 RPM · 43.3 dB(A) · 45.2 °C	**+0.0 dB(A)**

INFO

Fan speed, noise and the measured intake temperature at 10, 20, 50 and 100 % load, from the two load regulation tests: at normal ambient (about 30-32 °C) and at high ambient (about 40-47 °C). These are stabilized readings at fixed loads, not averages over the certification sweep, so they are indicative of how the fan behaves when it is hot. "<6.0" is the floor of our sound meter, with the fan stopped; with the fan stopped, the intake sensor can read higher than the chamber air.

Informational. Not part of the ETA or LAMBDA rating.

Conducted Emissions EN 55032 & CISPR 32

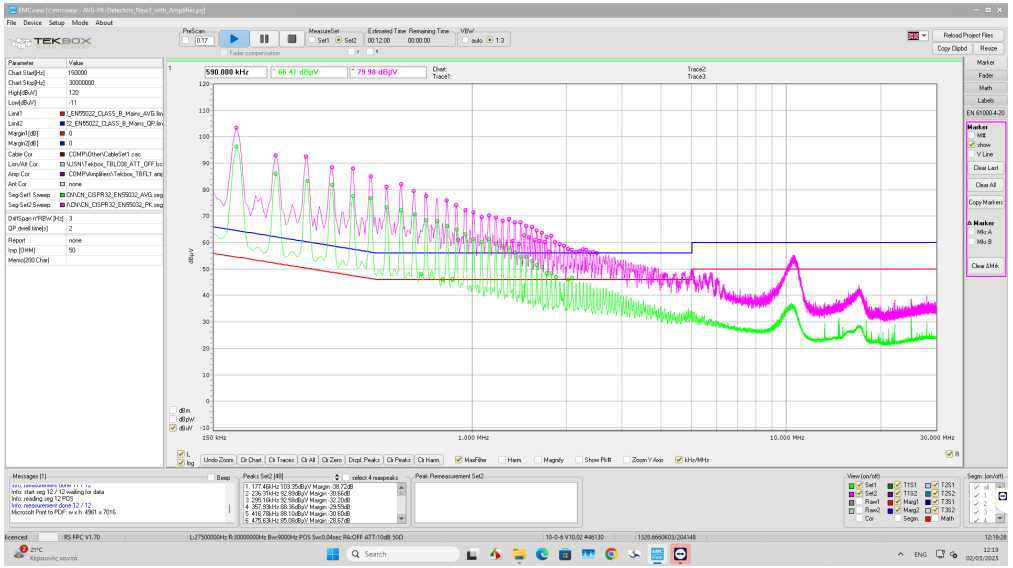

NEUTRAL

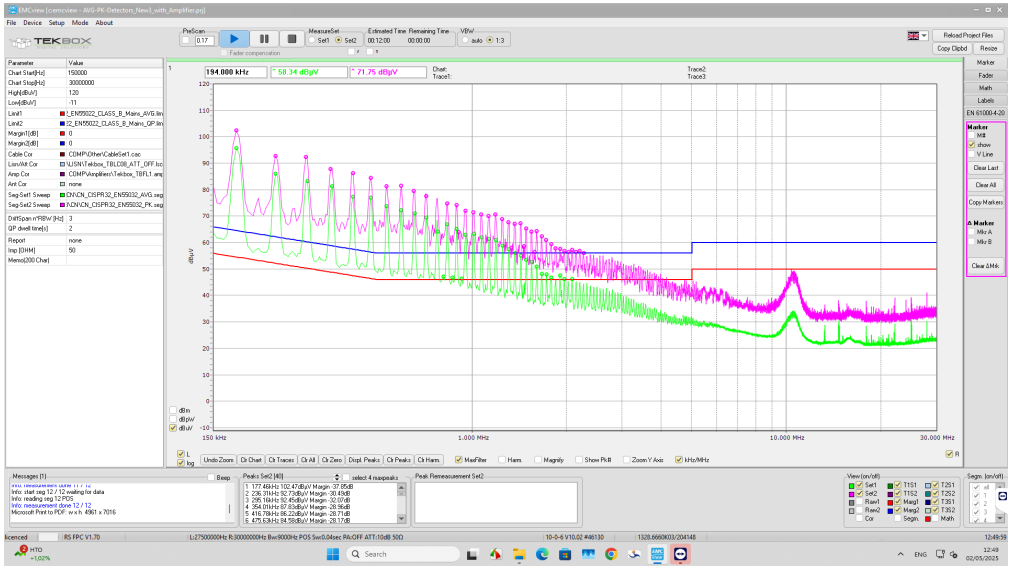

PHASE

Indicative Performance

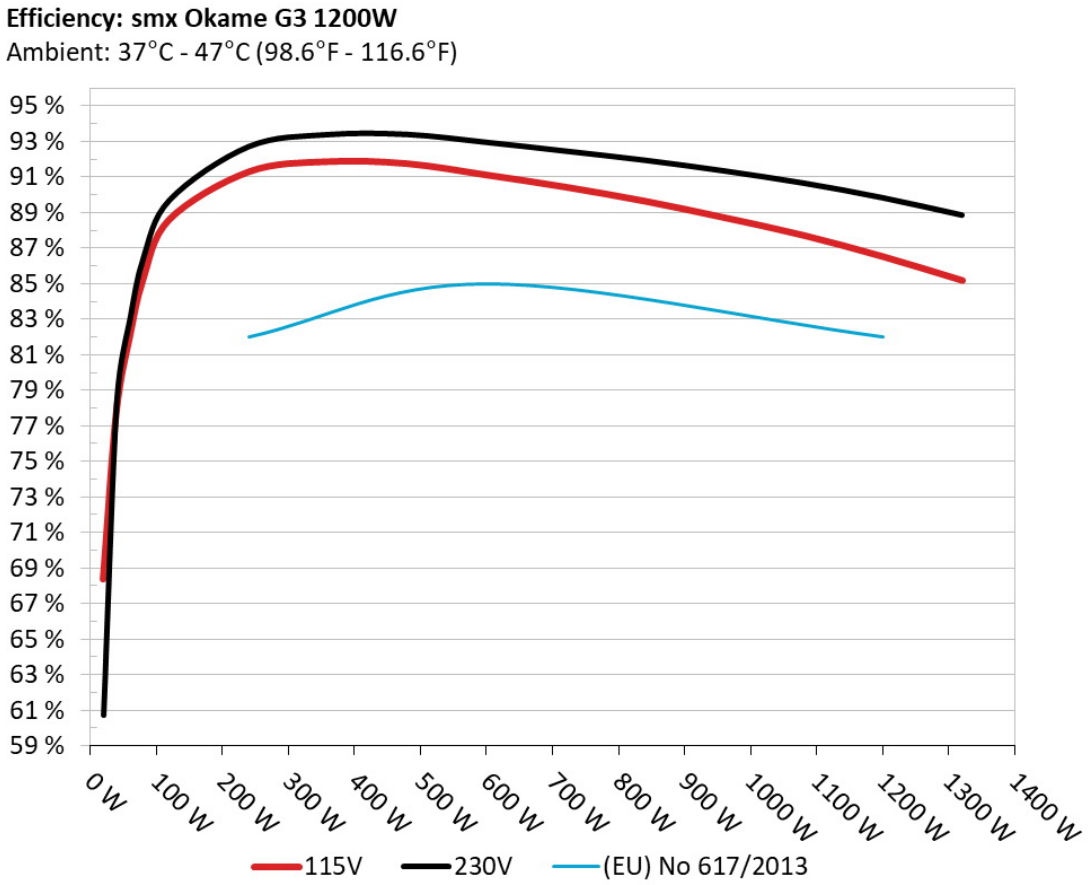

The PSU`s efficiency under high ambient temperatures with 115V and 230V input. For this graph the results of the 10-110% load regulation table are used

5Vsb□□□□

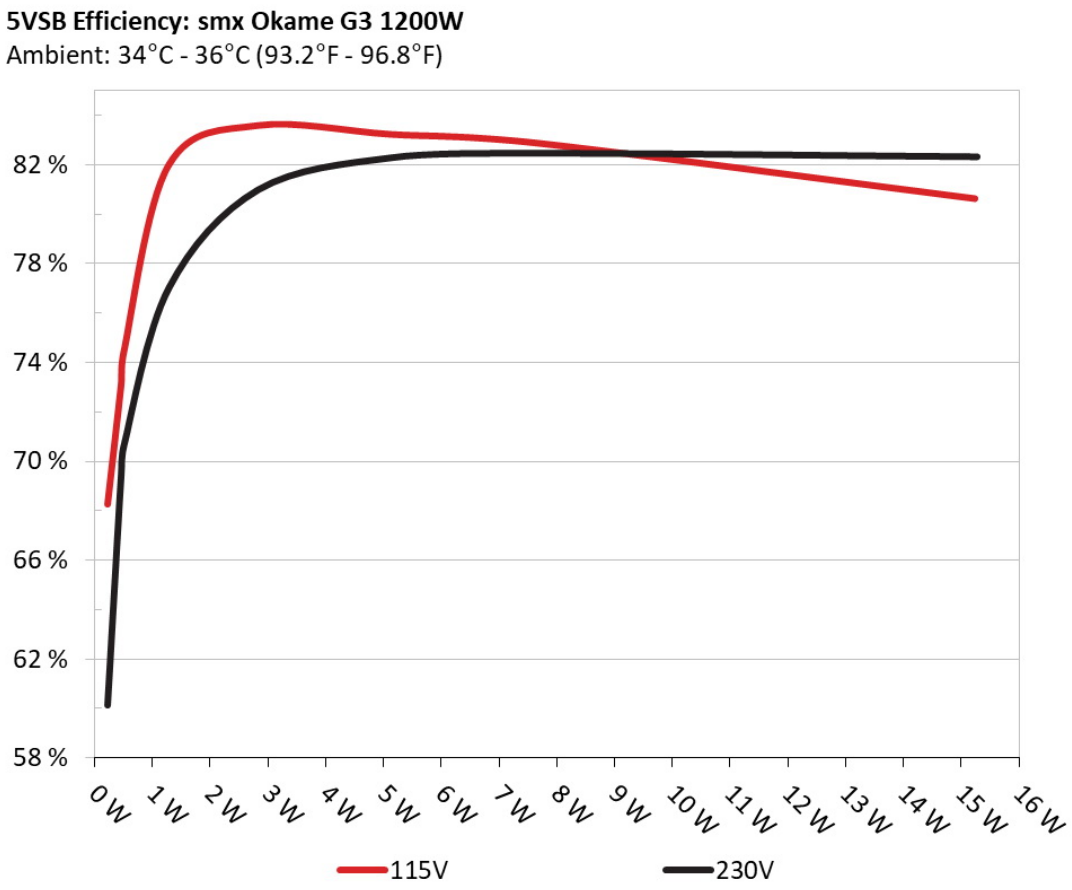

□□

This graph depicts the efficiency levels of the 5VSB rail with 115V and 230V input

□□□□ □□ 5Vsb □□ (ErP Lot3/6 & CEC)

115V

□□ #	5VSB	DC/AC (□)	□□	PF/AC □□
1	**0.045A**	0.233W	68.277%	0.116
	5.169V	0.341W		114.93V
2	**0.09A**	0.465W	73.09%	0.194
	5.168V	0.636W		114.93V
3	**0.55A**	2.837W	83.593%	0.444
	5.155V	3.394W		114.91V
4	**1A**	5.144W	83.233%	0.506
	5.142V	6.18W		114.91V
5	**1.501A**	7.693W	82.873%	0.538
	5.127V	9.282W		114.91V
6	**3.001A**	15.247W	80.636%	0.568
	5.081V	18.909W		114.9V

230V

□□ #	5VSB	DC/AC (□)	□□	PF/AC □□
1	**0.045A**	0.233W	60.115%	0.037
	5.17V	0.388W		230.08V
2	**0.09A**	0.465W	69.334%	0.063
	5.169V	0.671W		230.08V
3	**0.55A**	2.837W	80.965%	0.257
	5.157V	3.504W		230.09V
4	**1A**	5.147W	82.264%	0.349
	5.145V	6.255W		230.07V
5	**1.5A**	7.701W	82.443%	0.402
	5.132V	9.341W		230.04V
6	**3.001A**	15.28W	82.301%	0.461
	5.092V	18.565W		230.02V

Protection Features

OCP (Normal @ 29.6°C)	12V: 122.20A (122.20%), 12.085V 5V: 27.2A (136.00%), 4.951V 3.3V: 26.2A (131.00%), 3.258V 5VSB: 4.8A (160.00%), 5.037V
OCP (Hot @ 43.7°C)	12V: 117.20A (117.20%), 12.099V 5V: 27.2A (136.00%), 4.933V 3.3V: 26.1A (130.50%), 3.247V 5VSB: 4.7A (156.67%), 5.038V
OPP (Normal @ 29.2°C)	1434.02W (119.50%)
OPP (Hot @ 41.9°C)	1391.95W (116.00%)
OTP	✓ (145°C @ Heat Sink)
SCP	12V to Earth: ✓ 5V to Earth: ✓ 3.3V to Earth: ✓ 5VSB to Earth: ✓ -12V to Earth: ✓
PWR_OK	Proper Operation
UVP (Full Load @ 90V)	✓
UVP (No Damage @ 80V)	✓
Conducted Emissions EN55032 & CISPR 32	✗
NLO	✓
Fan Failure Protection	✗
SIP	Surge: MOV Inrush: NTC & Bypass Relay

Supplementary Tests (For Reference)

10-110%□□□□

115V

□□	12V	5V	3.3V	5VSB	DC/AC (□)	□□	□□□□ (RPM)	□□□□□□□ (dB[A])	□□ (□□ /□□)	PF/AC □□
10%	**8.072A**	**1.98A**	**1.984A**	**0.974A**	120.012	88.604%	866	21.5	40.39°C	0.975
	12.191V	5.051V	3.326V	5.135V	135.448				44.9°C	114.94V
20%	**17.168A**	**2.973A**	**2.981A**	**1.172A**	239.972	91.286%	869	21.6	40.79°C	0.978
	12.178V	5.047V	3.322V	5.119V	262.872				47.35°C	114.91V
30%	**26.575A**	**3.471A**	**3.481A**	**1.372A**	359.374	91.862%	871	21.5	41.21°C	0.986
	12.166V	5.044V	3.318V	5.103V	391.205				50.79°C	114.88V
40%	**36.077A**	**3.97A**	**3.984A**	**1.573A**	479.756	91.75%	877	21.2	41.76°C	0.99
	12.156V	5.039V	3.314V	5.087V	522.898				54.55°C	114.86V
50%	**45.209A**	**4.965A**	**4.985A**	**1.775A**	599.51	91.114%	1483	36.7	42.3°C	0.992
	12.144V	5.036V	3.31V	5.071V	657.977				52.21°C	114.83V
60%	**54.433A**	**5.962A**	**5.989A**	**1.979A**	720.049	90.43%	1787	41.7	42.65°C	0.994
	12.130V	5.033V	3.307V	5.054V	796.251				52.47°C	114.8V
70%	**63.600A**	**6.964A**	**6.998A**	**2.184A**	839.784	89.638%	1874	43.3	43.05°C	0.994
	12.117V	5.028V	3.302V	5.037V	936.863				55.31°C	114.77V
80%	**72.850A**	**7.966A**	**8.01A**	**2.291A**	959.795	88.717%	1873	43.3	43.74°C	0.995
	12.106V	5.022V	3.296V	5.022V	1081.857				58.7°C	114.74V
90%	**82.436A**	**8.473A**	**8.509A**	**2.397A**	1079.629	87.72%	1873	43.3	44.76°C	0.996
	12.096V	5.017V	3.291V	5.007V	1230.761				62.44°C	114.71V
100%	**91.850A**	**8.982A**	**9.041A**	**3.015A**	1199.712	86.526%	1875	43.3	45.83°C	0.996
	12.085V	5.011V	3.285V	4.976V	1386.53				67.12°C	114.68V
110%	**101.225A**	**9.994A**	**10.157A**	**3.024A**	1320.341	85.18%	1875	43.3	46.7°C	0.996
	12.072V	5.004V	3.278V	4.961V	1550.074				72.6°C	114.64V
CL1	**0.115A**	**12.353A**	**12.393A**	**0A**	104.319	80.664%	871	21.5	41.2°C	0.978
	12.197V	5.019V	3.3V	5.146V	129.332				55.18°C	114.94V

CL2	**0.115A**	**20.031A**	**0A**	**0A**	101.404	79.763%	870	21.6	40.05°C	0.979
	12.195V	4.992V	3.314V	5.154V	127.136				50.85°C	114.94V
CL3	**0.115A**	**0A**	**20.116A**	**0A**	67.397	72.092%	863	21.3	40.24°C	0.97
	12.192V	5.025V	3.281V	5.153V	93.488				49.05°C	114.96V
CL4	**99.273A**	**0A**	**0A**	**0.004A**	1200.156	87.351%	1888	43.4	45.47°C	0.996
	12.089V	5.029V	3.296V	5.076V	1373.959				64.86°C	114.68V

The results above are not used in the certification process

230V

□□	**12V**	**5V**	**3.3V**	**5VSB**	**DC/AC (□)**	□□	□□□□ **(RPM)**	□□□□□□□ **(dB[A])**	□□ (□□ /□□)	**PF/AC □□**
10%	**8.074A**	**1.981A**	**1.985A**	**0.974A**	120.043	89.73%	866	21.5	40.31°C	0.929
	12.191V	5.05V	3.325V	5.134V	133.79				44.38°C	230.01V
20%	**17.169A**	**2.975A**	**2.983A**	**1.173A**	240.028	92.734%	870	21.6	40.71°C	0.958
	12.180V	5.043V	3.319V	5.117V	258.832				47.31°C	229.99V
30%	**26.591A**	**3.473A**	**3.484A**	**1.372A**	359.584	93.405%	872	21.4	41.4°C	0.965
	12.166V	5.041V	3.316V	5.102V	384.971				48.69°C	229.97V
40%	**36.096A**	**3.972A**	**3.986A**	**1.573A**	479.954	93.414%	884	21.5	41.75°C	0.972
	12.155V	5.038V	3.312V	5.086V	513.793				51.23°C	229.96V
50%	**45.231A**	**4.968A**	**4.989A**	**1.776A**	599.714	92.973%	1532	38	42.17°C	0.976
	12.142V	5.034V	3.308V	5.069V	645.041				50.15°C	229.95V
60%	**54.458A**	**5.966A**	**5.994A**	**1.98A**	720.268	92.473%	1849	42.9	42.65°C	0.977
	12.128V	5.03V	3.304V	5.052V	778.891				50.11°C	229.93V
70%	**63.628A**	**6.968A**	**7.003A**	**2.185A**	840.002	91.964%	1869	43.4	43.11°C	0.979
	12.115V	5.025V	3.299V	5.035V	913.41				52.07°C	229.92V
80%	**72.884A**	**7.971A**	**8.016A**	**2.292A**	960.011	91.363%	1871	43.5	43.85°C	0.981
	12.103V	5.02V	3.294V	5.02V	1050.772				53.57°C	229.9V
90%	**82.472A**	**8.478A**	**8.516A**	**2.399A**	1079.825	90.678%	1873	43.3	44.86°C	0.983
	12.092V	5.014V	3.288V	5.004V	1190.834				57.57°C	229.89V
100%	**91.890A**	**8.987A**	**9.047A**	**3.016A**	1199.893	89.851%	1875	43.3	45.17°C	0.985
	12.081V	5.009V	3.283V	4.974V	1335.42				60.71°C	229.87V

110%	**101.254A**	**10A**	**10.166A**	**3.025A**	1320.52	88.873%	1875	43.3	46.95°C	0.986
	12.071V	5.001V	3.276V	4.959V	1485.856				65.73°C	229.85V
CL1	**0.117A**	**12.362A**	**12.402A**	**0A**	104.337	81.641%	869	21.6	40.07°C	0.925
	12.197V	5.016V	3.298V	5.146V	127.807				51.96°C	230V
CL2	**0.115A**	**20.049A**	**0A**	**0A**	101.413	80.658%	872	21.4	41.73°C	0.924
	12.194V	4.988V	3.312V	5.154V	125.732				49.84°C	229.99V
CL3	**0.115A**	**0A**	**20.134A**	**0A**	67.409	73.234%	863	21.3	40.68°C	0.887
	12.191V	5.022V	3.278V	5.153V	92.046				48°C	230V
CL4	**99.309A**	**0A**	**0A**	**0.004A**	1200.346	90.6%	1888	43.4	45.42°C	0.985
	12.087V	5.027V	3.294V	5.075V	1324.882				57.09°C	229.86V

The results above are not used in the certification process

20-80□□□□□

115V

□□	12V	5V	3.3V	5VSB	DC/AC (□)	□□	□□□□ (RPM)	□□□□□□□ (dB[A])	□□ (□□ /□□)	PF/AC □□
20W	**1.219A**	**0.494A**	**0.495A**	**0.194A**	20.008	68.386%	858	21.4	36.79°C	0.9
	12.189V	5.059V	3.333V	5.165V	29.258				39.07°C	114.96V
40W	**2.682A**	**0.692A**	**0.693A**	**0.291A**	40.004	77.789%	861	20.9	37.71°C	0.943
	12.188V	5.057V	3.332V	5.16V	51.427				40.3°C	114.96V
60W	**4.145A**	**0.891A**	**0.892A**	**0.388A**	60.003	81.963%	863	21.3	38.83°C	0.961
	12.191V	5.054V	3.329V	5.156V	73.207				42.58°C	114.95V
80W	**5.602A**	**1.089A**	**1.091A**	**0.485A**	79.961	85.185%	863	21.3	39.39°C	0.97
	12.197V	5.054V	3.328V	5.152V	93.869				43.31°C	114.96V

The results above are not used in the certification process

230V

□□	12V	5V	3.3V	5VSB	DC/AC (□)	□□	□□□□ (RPM)	□□□□□□□ (dB[A])	□□ (□□ /□□)	PF/AC □□
20W	**1.218A**	**0.495A**	**0.496A**	**0.194A**	20.015	60.704%	858	21.4	36.94°C	0.671
	12.200V	5.049V	3.324V	5.164V	32.97				42.33°C	230.02V
40W	**2.683A**	**0.693A**	**0.694A**	**0.291A**	40.012	78.413%	860	21.2	37.71°C	0.797
	12.188V	5.054V	3.329V	5.16V	51.022				41.61°C	230.02V
60W	**4.146A**	**0.891A**	**0.892A**	**0.388A**	60.011	83.01%	862	21.2	38.85°C	0.85
	12.190V	5.054V	3.329V	5.155V	72.293				41.92°C	230.01V
80W	**5.604A**	**1.089A**	**1.091A**	**0.486A**	79.986	86.42%	863	21.3	39.45°C	0.887
	12.196V	5.053V	3.328V	5.151V	92.557				42.86°C	230.01V

The results above are not used in the certification process

□□□□

115V

Test	12V	5V	3.3V	5VSB	Pass/Fail
10% Load	13.18mV	7.65mV	5.90mV	10.03mV	Pass
20% Load	12.11mV	7.96mV	6.76mV	12.48mV	Pass
30% Load	11.55mV	9.13mV	6.10mV	14.22mV	Pass
40% Load	12.67mV	8.52mV	6.31mV	15.13mV	Pass
50% Load	13.18mV	8.88mV	6.87mV	18.24mV	Pass
60% Load	14.45mV	9.84mV	9.41mV	20.33mV	Pass
70% Load	16.54mV	10.05mV	7.98mV	21.81mV	Pass
80% Load	17.51mV	11.43mV	16.53mV	23.84mV	Pass
90% Load	21.17mV	12.34mV	18.72mV	25.68mV	Pass
100% Load	11.20mV	13.31mV	20.57mV	34.37mV	Pass
110% Load	32.98mV	15.97mV	21.88mV	39.74mV	Pass
Crossload1	20.09mV	16.64mV	20.61mV	9.20mV	Pass
Crossload2	12.21mV	12.29mV	21.92mV	8.81mV	Pass

Test	12V	5V	3.3V	5VSB	Pass/Fail
Crossload3	47.58mV	17.70mV	18.16mV	7.85mV	Pass
Crossload4	26.67mV	9.67mV	6.37mV	26.71mV	Pass

The results above are not used in the certification process

230V

Test	12V	5V	3.3V	5VSB	Pass/Fail
10% Load	11.96mV	7.55mV	5.55mV	9.63mV	Pass
20% Load	12.52mV	8.42mV	6.56mV	11.87mV	Pass
30% Load	12.16mV	8.01mV	5.90mV	14.16mV	Pass
40% Load	12.31mV	8.26mV	6.36mV	14.93mV	Pass
50% Load	12.62mV	11.12mV	6.81mV	18.29mV	Pass
60% Load	14.20mV	9.39mV	9.71mV	19.36mV	Pass
70% Load	14.96mV	10.20mV	9.26mV	21.14mV	Pass
80% Load	16.74mV	11.02mV	17.65mV	22.16mV	Pass
90% Load	19.39mV	11.73mV	18.77mV	25.17mV	Pass
100% Load	25.80mV	12.98mV	21.01mV	35.04mV	Pass
110% Load	30.50mV	16.30mV	21.49mV	38.12mV	Pass
Crossload1	21.12mV	16.90mV	21.53mV	8.96mV	Pass
Crossload2	11.86mV	12.45mV	24.31mV	8.36mV	Pass
Crossload3	47.37mV	21.27mV	17.80mV	8.15mV	Pass
Crossload4	25.95mV	9.13mV	5.74mV	25.91mV	Pass

The results above are not used in the certification process



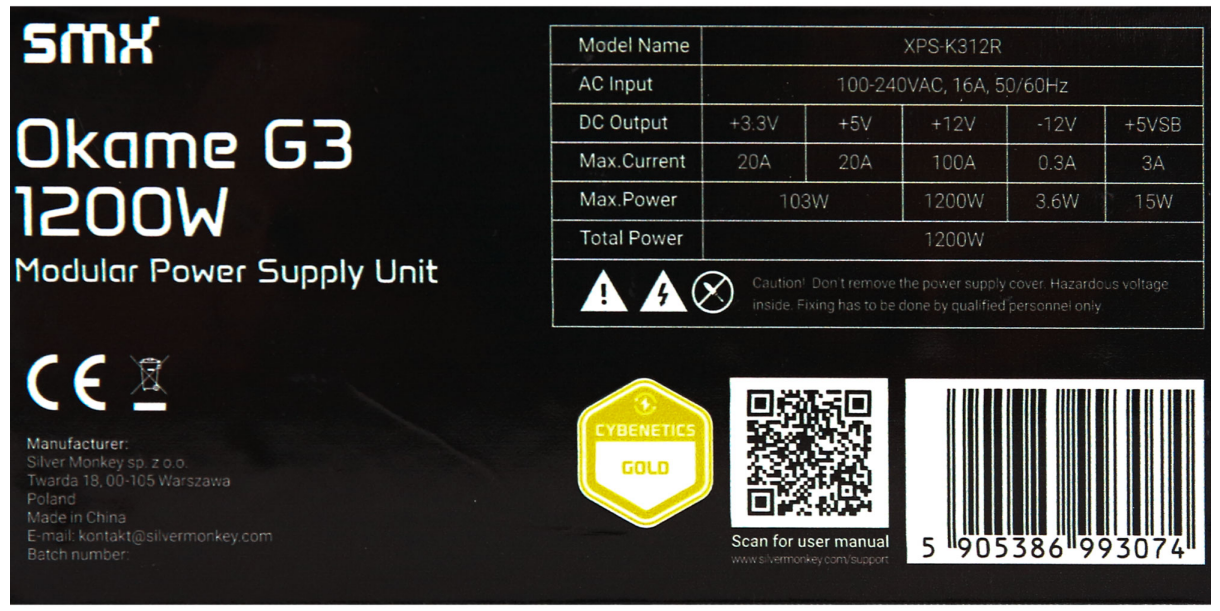

SMX Okame G3 1200W

Top side

Power specifications label

本测试报告中包含的所有数据和图表均可在以下条件下由任何人使用：使用过程需提及测试结果由Cybenetics提供。
在任何情况下都应提供原始测试结果文档的网站链接

Cybenetics 提供自愿性认证计划：电源方面有 ETA（效率）、LAMBDA（噪声）与 SAFE（安全与正确运行）；散热产品方面有 DELTA（机箱隔音）与 PHI（风扇风量与静压）

CYBENETICS LTD Syrou 6, Latsia, 2231, Nicosia Cyprus

www.cybenetics.com - info@cybenetics.com