Montech Century II Gold 1200 ATX3

□□ -

Lab ID MT12002808

□□ ID 252808

□□□□□□ ID: 25PS2808A

□□□□□□ : May 13, 2025

□□□□ ETA-EMI PSU

115V 230V





115V 230V





□□□□ LAMBDA PSU



□□□□□□



General Information

Test Equipment

Electronic Loads	Chroma 63601-5 x2 Chroma 63600-2 Chroma 63640-80-80 x10 Chroma 63610-80-20
AC Sources	Chroma 6530, APM SP300VAC4000W-P, GW Instek ASR-3500
Power Analyzers	Rohde & Schwarz HMC8015 & NPA701
Oscilloscopes	Picoscope 4444, Siglent SDS2104X PLUS
Sound Analyzer	Bruel & Kjaer 2270 G4
Microphone	Bruel & Kjaer Type 4955-A
Temperature Logger	Picoscope TC-08
Tachometer	UNI-T UT372
Multimeters	Keysight 34465A
EMI Analyzer	TekBox TBMR-110M-EU
Isolation Transformer	4kVA
UPS	FSP Champ Tower 3kVA, CyberPower OLS3000E 3kVA
Testing Methodology	Cybenetics PSU Test Protocol

DUT Information
(Non-accredited measurements)

Product Identification Details	
Brand	Montech
Model	Century II Gold 1200 ATX3
OEM/ODM	Shenzhen Xinweiye Technology
Serial Number	-
Product Specifications	
Manufacturer-Provided Information	
□□□□ (Vrms)	100-240

□□□□ (Arms)	15
□□□□ (Hz)	50-60
□□□□ (W)	1200
□□□□□□□□□□ (°C)	
□□	ATX12V
□□□□	Fully Modular
□□	-
Cybenetics Measurements	
Dimensions (W x H x D)	
□□	
□□	135mm Fluid Dynamic Bearing Fan (HA13525H12F-Z)
□□□□□	✓ (selectable)
Cybenetics Testing Information	
Lab ID	MT12002808
Date of receipt	Apr 29, 2025
Testing Date	May 8, 2025
Report Issued Date	May 13, 2025
Engineer Name	-
Authorized By the Laboratory Technical Manager	Aristeidis Bitziopoulos
Signature	

□□□□□
(Non-accredited measurements)

□□□□□				
□□	□□□□	□□□□□□	**Gauge**	In Cable Capacitors
ATX □□ 20+4 pin (595mm)	1	1	18AWG	□
4+4 EPS12V□□ (700mm)	2	2	18AWG	□
6+2 pin PCIe□□ (600mm+150mm)	3	6	18AWG	□
12+4 pin PCIe (600mm) (600W)	1	1	16-26AWG	□
SATA□□ (500mm+150mm+150mm+150mm)	3	12	18AWG	□

4-pin Molex (500mm+150mm+150mm+150mm)	1	4	18AWG	□
AC Power Cord (1350mm) - C13 coupler	1	1	18AWG	-

□□□□

Under Voltage Protection	✓
Over Power Protection	✓
Over Current (+12V) Protection	✓
Over Temperature Protection	✓
Short Circuit Protection	✓
Surge Protection	✓
Inrush Current Protection	✓
Fan Failure Protection	✗

□□□□

□□□		3.3V	5V	12V	5VSB	-12V
□□□□	□□	20	20	100	3	0.3
	□	100		1200	15	3.6
□□□□□ (W)		1200				

Parts Description

General Data	
Manufacturer (OEM)	Shenzhen Xinweiye Technology
PCB Type	Double-Sided
Primary Side	
Transient Filter	4x Y caps, 2x X caps, 2x CM chokes, 1x MOV
Inrush Protection	1x NTC Thermistor MF72 10D-20 (10 Ohm) & Relay
Bridge Rectifier(s)	2x GBU25KH (800V, 25A @ 25°C)
APFC MOSFETs	2x Way-On WMJ53N60F2 (600V, 26A @ 100°C, Rds(on): 0.078Ohm)

APFC Boost Diode	1x Maplesemi MSNP10065G1 (650V, 10A @ @ 135°C)
Bulk Cap(s)	1x Nippon Chemi-con (420V, 680uF, 2,000h @ 105°C, KMZ) 1x Nippon Chemi-con (420V, 470uF, 2,000h @ 105°C, KMZ)
Main Switchers	2x Way-On WMJ36N65F2 (650V, 20A @ 100°C, Rds(on): 0.11Ohm)
IC Driver	1x Novosense NSi6602
Resonant Controller	Champion CM6901X
APFC Controller	Champion CM6500UNX & CM03AX (Phantom Power Remover)
Topology	Primary side: APFC, Half-Bridge & LLC Resonant converter Secondary side: Synchronous Rectification & DC-DC converters
Secondary Side	
+12V MOSFETs	6x Vishay SiR638DP (40V, 50.2A @ 70°C, Rds(on): 0.00088Ohm)
5V & 3.3V	DC-DC Converters: 4x Way-On WMO80N03T1 (30V, 50.6A @ 100°C, Rds(on): 5mOhm) PWM Controller(s): AnpecAPW7159C
Filtering Capacitors	Electrolytic: 4x Nippon Chemi-con (2-5,000h @105°C, KZE) 3x Nippon Chemi-con (@105°C, W) 1x Nippon Chemi-con (5-6,000h @105°C, KZH) 1x Nippon Chemi-con (4-10,000h @105°C, KYA) 2x Rubycon (6-10,000h @105°C, YXG) 2x Rubycon (6-10,000h @105°C, ZLH) Polymer: 6x CapXon (PS), 33x Chemic-con (PXG)
Supervisor IC	GRENERGY GR8329E (OVP, UVP, OCP,)
Fan Model	Hong Hua HA13525H12F-Z (135mm, 12V, 0.50A, Fluid Dynamic Bearing Fan)
5VSB	
Rectifier	1x SB1045L SBR (45V, 10A)
Standby PWM Controller	Chipown PN8141

Test Results

Temperature & Compliance Info

□□□□ (°C /°F)	28-32 / 82.4-89.6
□□ ErP Lot 3/6	✓

□□ (EU) No 617/2013□□	✓
□□ ALPM□ Alternative Low Power Mode□	✓
ATX v3.1 PSU □□□□	✓

Performance Summary

115V

Accredited	
□□□□ (>1450 load combinations)	89.940%
Average Noise Output (>1450 Load Combinations)	30.37dBA
PF□□□ (>1450 Load Combinations)	0.984
Efficiency With 10W (≤500W) or 2% (>500W) Load	65.280%
□□□□	0.0521W
Non-Accredited	
12V Ripple (Full Load)	19.68mV
5V Ripple (Full Load)	8.81mV
3.3V Ripple (Full Load)	8.47mV
5VSB Ripple (Full Load)	11.79mV
12V Load Regulation	0.46%
5V Load Regulation	0.67%
3.3V Load Regulation	0.91%
5VSB Load Regulation	4.07%
Inrush Current	17.152A

230V

Accredited	
□□□□ (>1450 load combinations)	92.169%
Average Noise Output (>1450 Load Combinations)	29.44dBA
PF□□□ (>1450 Load Combinations)	0.957
Efficiency With 10W (≤500W) or 2% (>500W) Load	74.640%
□□□□	0.0959W

Non-Accredited		
12V Ripple (Full Load)		19.46mV
5V Ripple (Full Load)		9.08mV
3.3V Ripple (Full Load)		7.71mV
5VSB Ripple (Full Load)		11.43mV
12V Load Regulation		0.47%
5V Load Regulation		0.71%
3.3V Load Regulation		0.94%
5VSB Load Regulation		4.39%
Inrush Current		34.520A
12V Transient Response (200%)		11.24V
5V Transient Response (200%)		4.937V
3.3V Transient Response (200%)		3.191V
5VSB Transient Response (200%)		4.930V
□□□□ & PWR_OK □□		24.00ms
AC Loss to PWR_OK Hold Up Time		19.70ms
PWR_OK Inactive to DC Loss Delay		4.30ms
PSU Timings: T1 (20% / 100%)	93.0ms	92.0ms
PSU Timings: T3 (20% / 100%)	121.0ms	121.0ms
12V OCP (29.6°C / 45.2°C)	127.80A (127.80%), 11.986V	122.40A (122.40%), 12.000V
5V OCP (29.6°C / 45.2°C)	28.6A (143.00%), 5.033V	29.9A (149.50%), 5.015V
3.3V OCP (29.6°C / 45.2°C)	29.9A (149.50%), 3.319V	28.5A (142.50%), 3.322V
5VSB OCP (29.6°C / 45.2°C)	4.6A (153.33%), 4.892V	4.4A (146.67%), 4.894V
OPP (29.94°C / 45.10°C)	123.62%	120.47%

□□□□ & PWR_OK □□

Hold-Up Time (ms)	24
AC Loss to PWR_OK Hold Up Time (ms)	19.7
PWR_OK Inactive to DC Loss Delay (ms)	4.3

Tables

115V

Detailed Results						
	Average	Min	Limit Min	Max	Limit Max	Result
Mains Voltage RMS:	115.06 V	115.02 V	113.85 V	115.10 V	116.15 V	PASS
Mains Frequency:	60.00 Hz	59.99 Hz	59.40 Hz	60.01 Hz	60.60 Hz	PASS
Mains Voltage CF:	1.416	1.415	1.340	1.418	1.490	PASS
Mains Voltage THD:	0.13 %	0.09 %	N/A	0.17 %	2.00 %	PASS
Real Power:	0.052 W	0.031 W	N/A	0.080 W	N/A	N/A
Apparent Power:	10.955 W	10.652 W	N/A	11.278 W	N/A	N/A
Power Factor:	0.003	N/A	N/A	N/A	N/A	N/A

230V

Detailed Results						
	Average	Min	Limit Min	Max	Limit Max	Result
Mains Voltage RMS:	231.00 V	230.89 V	227.70 V	231.06 V	232.30 V	PASS
Mains Frequency:	50.00 Hz	49.99 Hz	49.50 Hz	50.01 Hz	50.50 Hz	PASS
Mains Voltage CF:	1.417	1.416	1.340	1.419	1.490	PASS
Mains Voltage THD:	0.17 %	0.14 %	N/A	0.28 %	2.00 %	PASS
Real Power:	0.096 W	0.054 W	N/A	0.169 W	N/A	N/A
Apparent Power:	36.766 W	36.130 W	N/A	37.424 W	N/A	N/A
Power Factor:	0.002	N/A	N/A	N/A	N/A	N/A

□□□□□□

115V

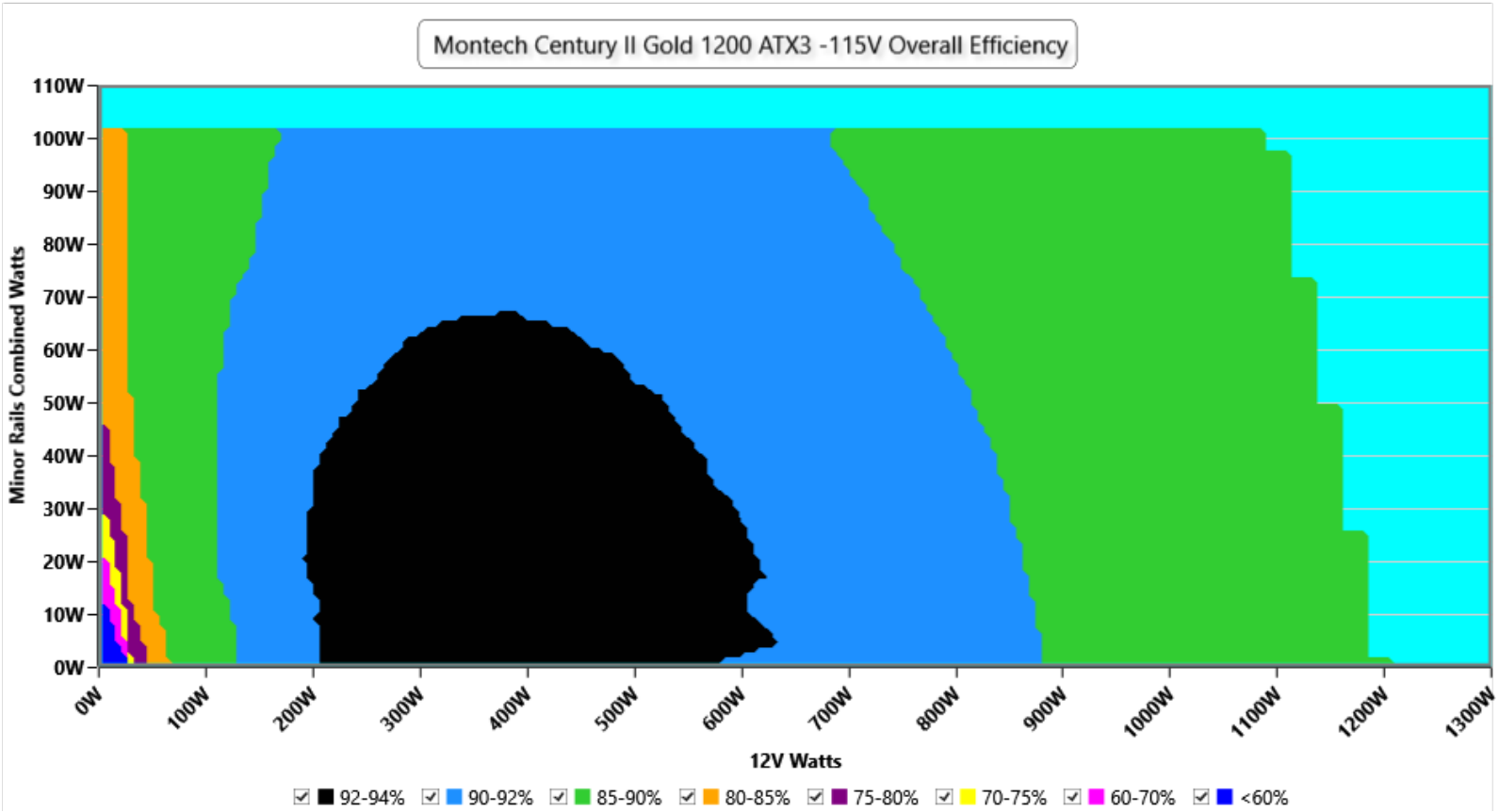

□□

This graph depicts the PSU`s efficiency throughout its entire operational range. For the generation of the efficiency and noise graphs we set our loaders to auto mode through our custom-made software before trying thousands of possible load combinations

230V

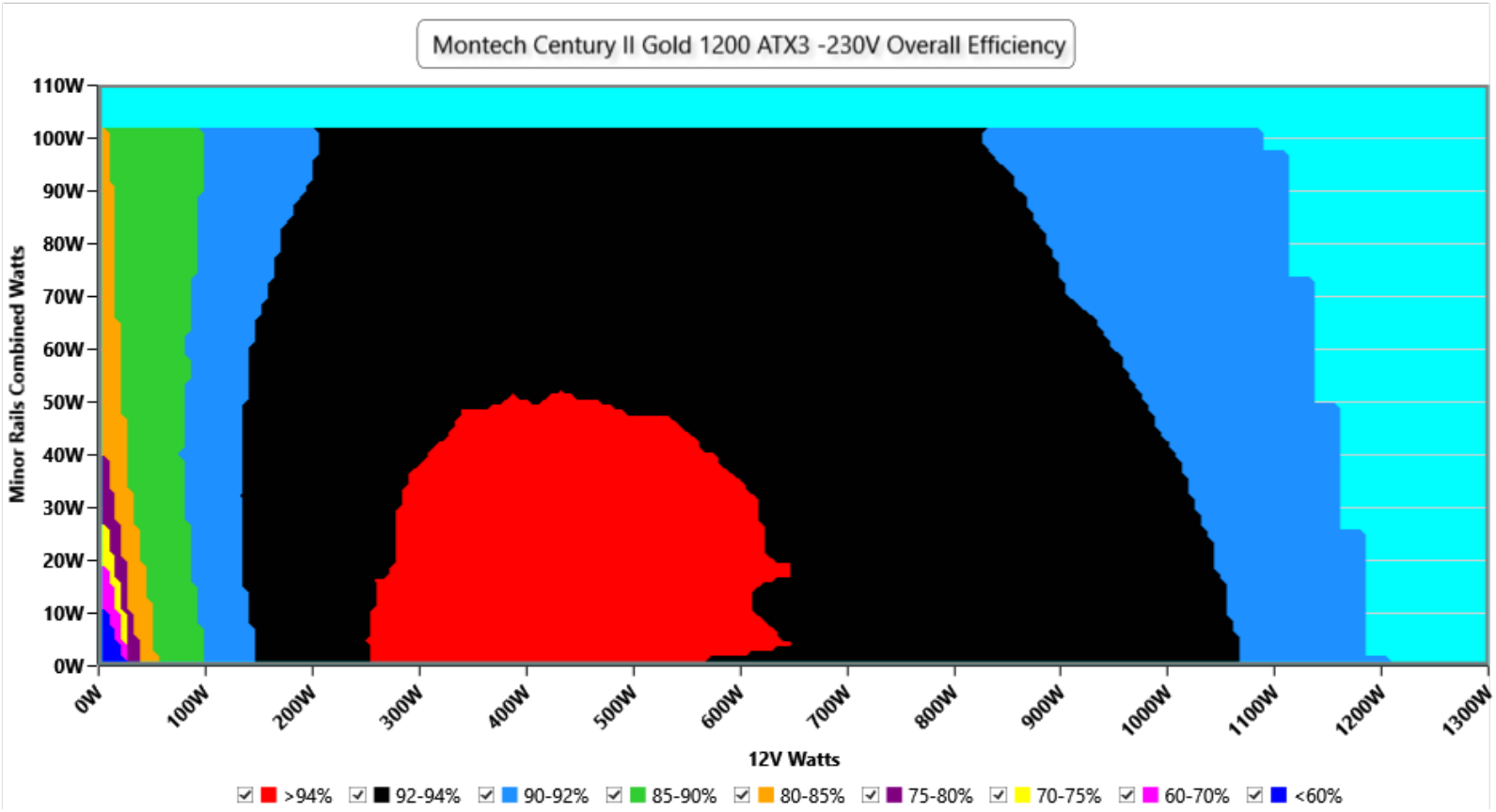

This graph depicts the PSU`s efficiency throughout its entire operational range. For the generation of the efficiency and noise graphs we set our loaders to auto mode through our custom-made software before trying thousands of possible load combinations

□□□

115V

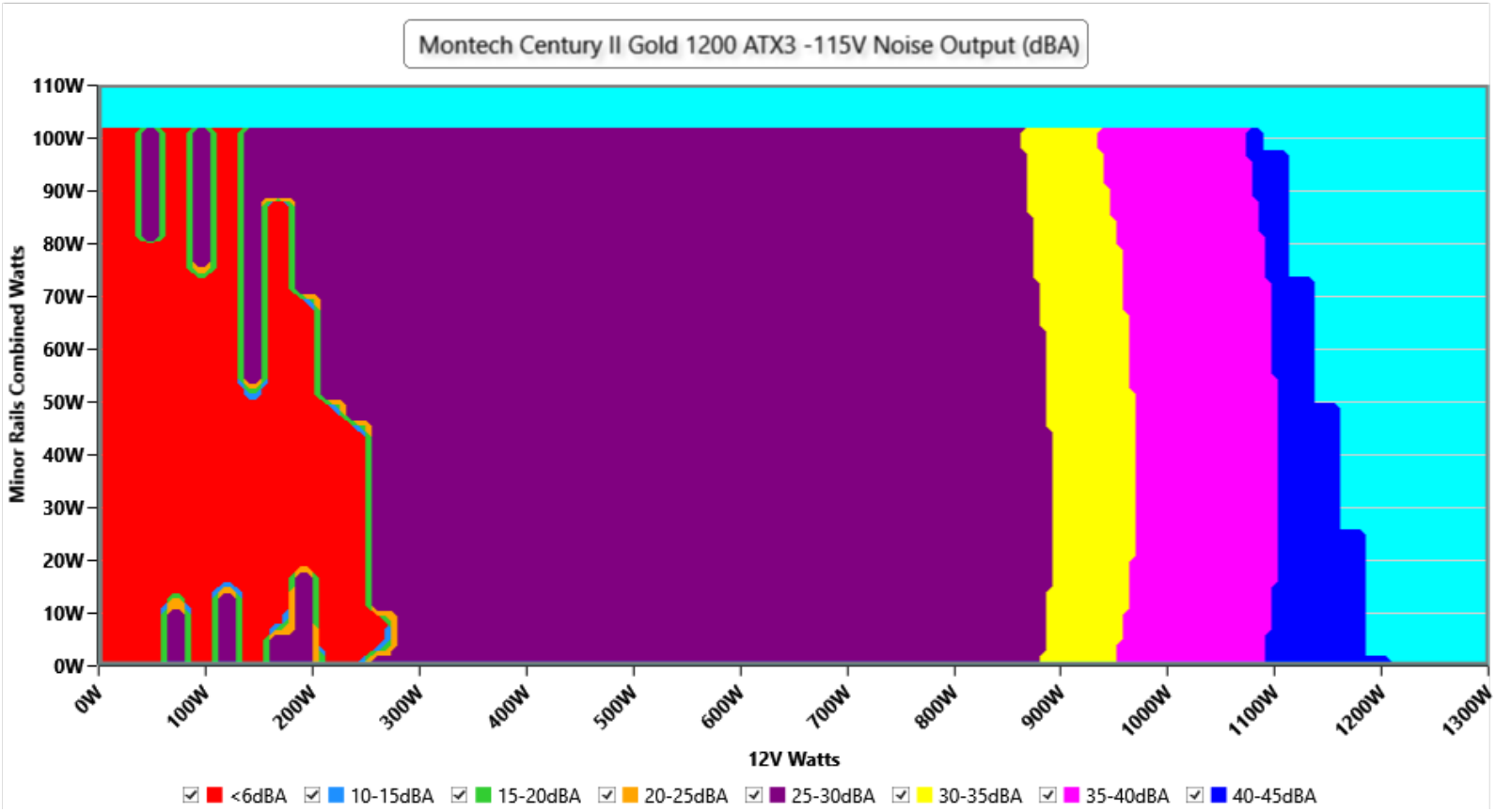

□□

The PSU`s noise in its entire operational range and under 30-32 °C ambient is depicted in this graph. The X axis represents the load on the +12V rail(s) while the Y axis is the load on the minor rails

230V

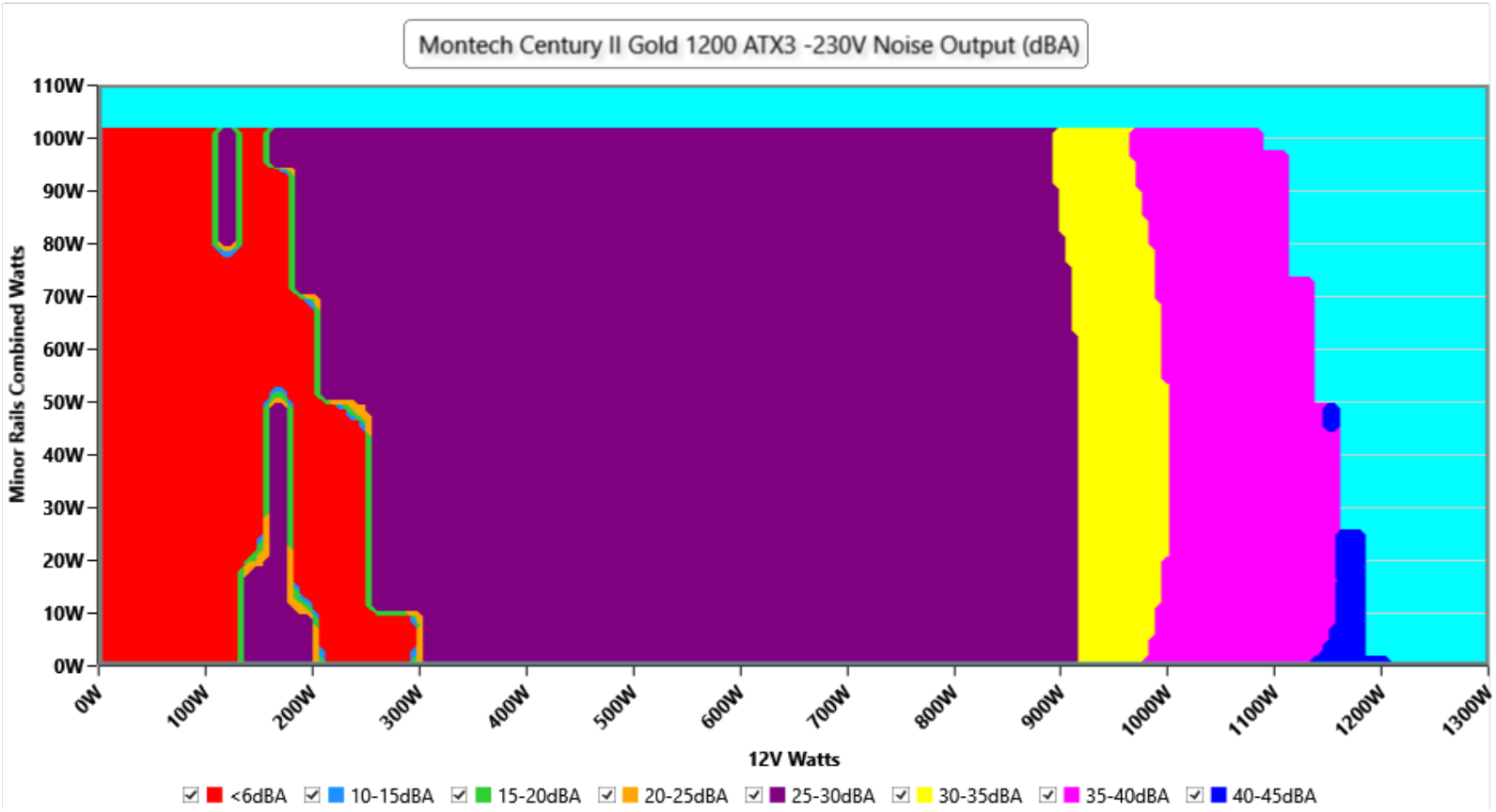

The PSU`s noise in its entire operational range and under 30-32 °C ambient is depicted in this graph. The X axis represents the load on the +12V rail(s) while the Y axis is the load on the minor rails

Noise under high ambient temperature (indicative)

115V

Load	Normal ambient fan · noise · intake	High ambient fan · noise · intake	Noise change
10%	0 RPM · <6.0 dB(A) · 33.5 °C	1030 RPM · 28.8 dB(A) · 40.1 °C	fan starts (<6.0 → 28.8)
20%	0 RPM · <6.0 dB(A) · 32.7 °C	1032 RPM · 28.9 dB(A) · 40.8 °C	fan starts (<6.0 → 28.9)
50%	1018 RPM · 28.4 dB(A) · 30.4 °C	1039 RPM · 29.1 dB(A) · 42.1 °C	**+0.7 dB(A)**
100%	1314 RPM · 35.5 dB(A) · 30.9 °C	1912 RPM · 45.1 dB(A) · 45.7 °C	**+9.6 dB(A)**

230V

Load	Normal ambient fan · noise · intake	High ambient fan · noise · intake	Noise change
10%	0 RPM · <6.0 dB(A) · 32.6 °C	1029 RPM · 28.8 dB(A) · 40.1 °C	fan starts (<6.0 → 28.8)
20%	0 RPM · <6.0 dB(A) · 38.3 °C	1030 RPM · 28.8 dB(A) · 40.6 °C	fan starts (<6.0 → 28.8)
50%	1020 RPM · 28.5 dB(A) · 30.0 °C	1037 RPM · 29.0 dB(A) · 42.2 °C	**+0.5 dB(A)**
100%	1481 RPM · 38.3 dB(A) · 30.9 °C	1864 RPM · 41.5 dB(A) · 45.9 °C	**+3.2 dB(A)**

INFO

Fan speed, noise and the measured intake temperature at 10, 20, 50 and 100 % load, from the two load regulation tests: at normal ambient (about 30-32 °C) and at high ambient (about 40-47 °C). These are stabilized readings at fixed loads, not averages over the certification sweep, so they are indicative of how the fan behaves when it is hot. "<6.0" is the floor of our sound meter: the fan is stopped or too quiet to measure (the fan speed column says which); with the fan stopped, the intake sensor can read higher than the chamber air.

Informational. Not part of the ETA or LAMBDA rating.

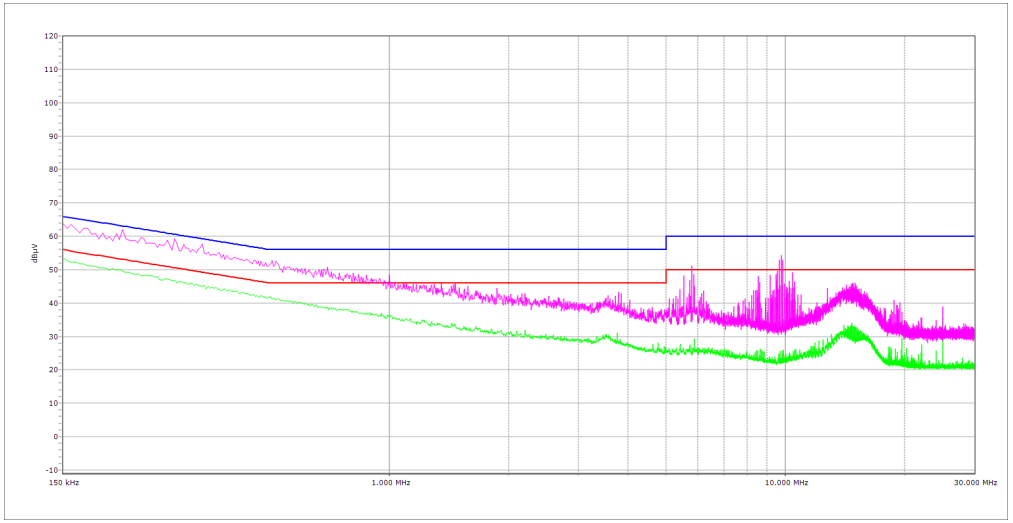

NEUTRAL

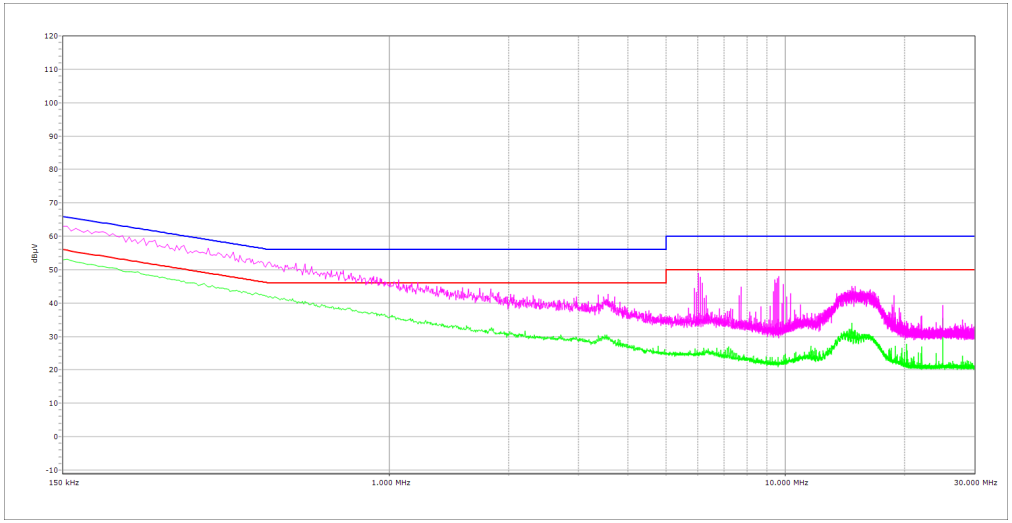

PHASE

Indicative Performance

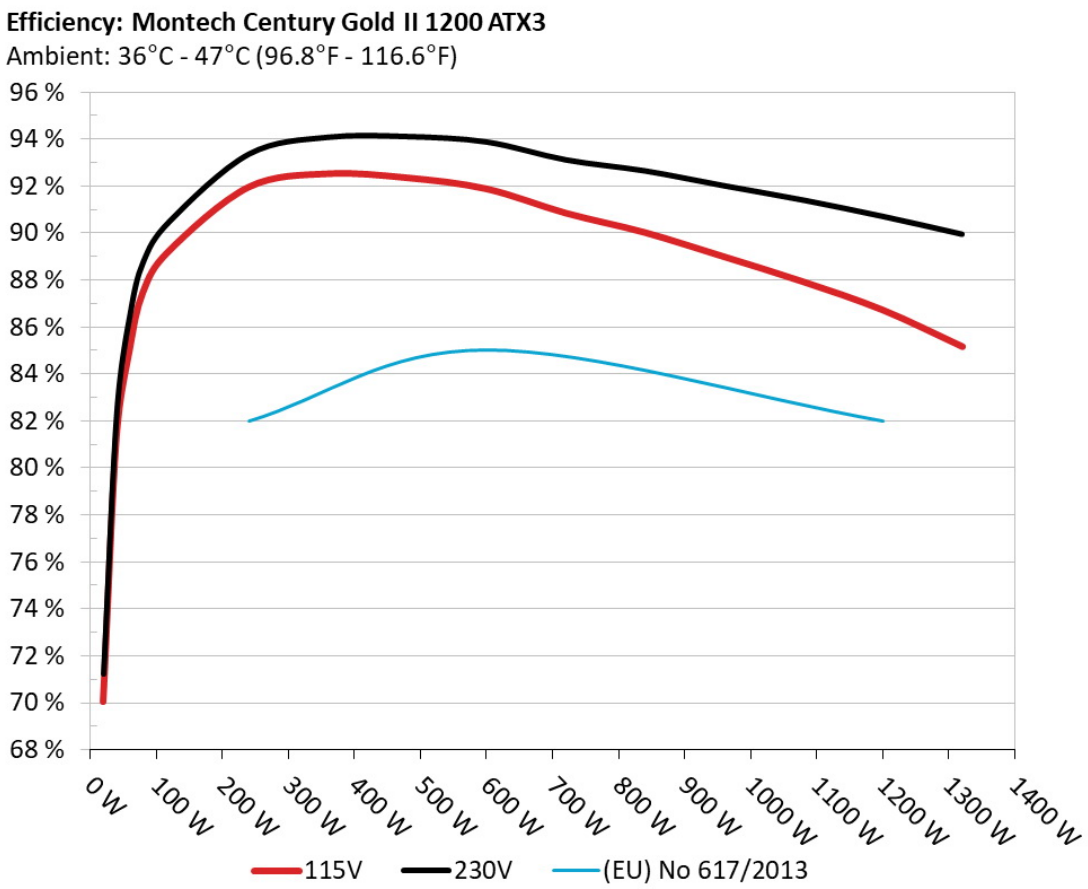

The PSU`s efficiency under high ambient temperatures with 115V and 230V input. For this graph the results of the 10-110% load regulation table are used

5VSB□□

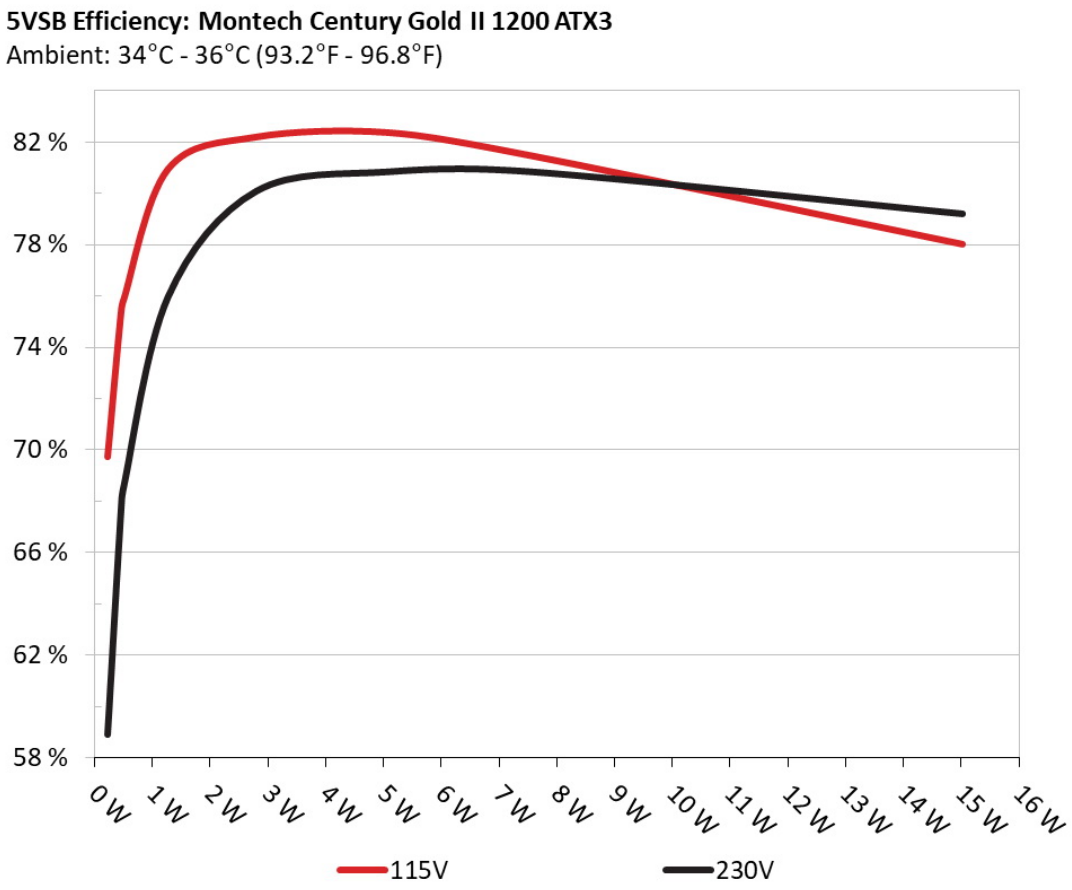

□□

This graph depicts the efficiency levels of the 5VSB rail with 115V and 230V input

5VSB□□□ ERP LOT 3/6□ CEC□

115V

□□ #	5VSB	DC/AC (□)	□□	PF/AC □□
1	**0.045A**	0.23W	69.738%	0.032
	5.102V	0.33W		114.95V
2	**0.09A**	0.459W	75.292%	0.058
	5.101V	0.61W		114.96V
3	**0.55A**	2.798W	82.198%	0.263
	5.086V	3.404W		114.94V
4	**1A**	5.073W	82.372%	0.372
	5.072V	6.159W		114.94V
5	**1.5A**	7.586W	81.458%	0.435
	5.056V	9.313W		114.94V
6	**3.001A**	15.019W	78.02%	0.513
	5.006V	19.25W		114.94V

230V

□□ #	5VSB	DC/AC (□)	□□	PF/AC □□
1	**0.045A**	0.23W	58.916%	0.011
	5.102V	0.391W		230.03V
2	**0.09A**	0.459W	67.55%	0.02
	5.101V	0.68W		230.03V
3	**0.55A**	2.799W	80.094%	0.098
	5.087V	3.495W		230.02V
4	**1A**	5.074W	80.852%	0.165
	5.072V	6.276W		230.02V
5	**1.5A**	7.586W	80.848%	0.227
	5.056V	9.382W		230.02V
6	**3.001A**	15.02W	79.215%	0.345
	5.006V	18.963W		230.02V

Protection Features

OCP (Normal @ 29.6°C)	12V: 127.8A (127.8%), 11.986V 5V: 28.6A (143%), 5.033V 3.3V: 29.9A (149.5%), 3.319V 5VSB: 4.6A (153.33%), 4.892V
OCP (Hot @ 45.2°C)	12V: 122.4A (122.4%), 12V 5V: 29.9A (149.5%), 5.015V 3.3V: 28.5A (142.5%), 3.322V 5VSB: 4.4A (146.67%), 4.894V
OPP (Normal @ 29.9°C)	1483.43W (123.62%)
OPP (Hot @ 45.1°C)	1445.66W (120.47%)
OTP	✓ (135°C @ Heat Sink)
SCP	12V to Earth: ✓ 5V to Earth: ✓ 3.3V to Earth: ✓ 5VSB to Earth: ✓ -12V to Earth: ✓
PWR_OK	Proper Operation
UVP (Full Load @ 90V)	✓
UVP (No Damage @ 80V)	✓
Conducted Emissions EN55032 & CISPR 32	✓
NLO	✓
Fan Failure Protection	✗
SIP	Surge: MOV Inrush: NTC & Bypass Relay

Supplementary Tests (For Reference)

□□□□□□

115V

□□	12V	5V	3.3V	5VSB	DC/AC (□)	□□	□□□ (RPM)	PSU □□ (dB[A])	□□□□□□□□	PF/AC □□
10%	**8.176A**	**1.972A**	**1.977A**	**0.989A**	120.047	89.239%	1030	28.8	40.06°C	0.972
	12.040V	5.072V	3.34V	5.057V	134.521				43.37°C	114.88V
20%	**17.387A**	**2.962A**	**2.969A**	**1.19A**	240.031	91.941%	1032	28.9	40.81°C	0.973
	12.027V	5.066V	3.336V	5.042V	261.078				43.24°C	114.84V
30%	**26.920A**	**3.458A**	**3.466A**	**1.393A**	359.589	92.513%	1032	28.9	41.07°C	0.979
	12.018V	5.063V	3.333V	5.026V	388.686				43.98°C	114.8V
40%	**36.527A**	**3.953A**	**3.964A**	**1.598A**	479.978	92.34%	1038	29	41.81°C	0.985
	12.012V	5.061V	3.33V	5.009V	519.794				46.35°C	114.77V
50%	**45.746A**	**4.944A**	**4.96A**	**1.803A**	599.73	91.871%	1039	29.1	42.12°C	0.988
	12.006V	5.059V	3.328V	4.992V	652.792				48.25°C	114.73V
60%	**55.017A**	**5.937A**	**5.958A**	**2.001A**	720.215	90.835%	1042	29.1	42.84°C	0.991
	12.004V	5.056V	3.325V	4.975V	792.884				50.6°C	114.7V
70%	**64.230A**	**6.931A**	**6.957A**	**2.22A**	840.011	90.009%	1046	29.3	43.39°C	0.993
	12.002V	5.052V	3.321V	4.956V	933.252				53.19°C	114.67V
80%	**73.518A**	**7.925A**	**7.957A**	**2.328A**	960.002	88.977%	1352	36.4	43.52°C	0.994
	11.999V	5.049V	3.318V	4.941V	1078.942				55.72°C	114.64V
90%	**83.148A**	**8.424A**	**8.446A**	**2.436A**	1079.809	87.912%	1683	41.5	44.22°C	0.995
	11.994V	5.047V	3.316V	4.927V	1228.281				57.05°C	114.59V
100%	**92.599A**	**8.924A**	**8.967A**	**3.066A**	1199.874	86.714%	1912	45.1	45.72°C	0.996
	11.989V	5.044V	3.313V	4.894V	1383.718				58.08°C	114.55V
110%	**101.997A**	**9.925A**	**10.063A**	**3.066A**	1320.427	85.155%	2003	46.1	46.08°C	0.994
	11.982V	5.039V	3.309V	4.893V	1550.623				60.13°C	114.55V
CL1	**0.116A**	**11.915A**	**11.913A**	**0A**	101.315	82.514%	1044	29.2	40.67°C	0.972
	12.073V	5.053V	3.332V	5.077V	122.805				51.26°C	114.92V

CL2	**0.116A**	**19.836A**	**0A**	**0A**	101.402	81.367%	1046	29.3	40.64°C	0.968
	12.052V	5.041V	3.341V	5.085V	124.624				46.3°C	114.91V
CL3	**0.116A**	**0A**	**19.832A**	**0A**	67.397	76.427%	1032	28.9	41.24°C	0.966
	12.047V	5.073V	3.328V	5.086V	88.186				44.53°C	114.92V
CL4	**100.267A**	**0A**	**0A**	**0A**	1200.184	87.971%	1443	37.9	45.25°C	0.995
	11.970V	5.061V	3.321V	5.023V	1364.317				55.77°C	114.6V

□□□□□□□□□□□

230V

□□	**12V**	**5V**	**3.3V**	**5VSB**	**DC/AC (□)**	□□	□□□□ **(RPM)**	**PSU □□ (dB[A])**	□□□□□□□□□	**PF/AC □□**
10%	**8.174A**	**1.973A**	**1.977A**	**0.99A**	120.041	90.491%	1029	28.8	40.13°C	0.881
	12.042V	5.069V	3.339V	5.051V	132.658				42.97°C	230.01V
20%	**17.382A**	**2.963A**	**2.969A**	**1.192A**	240.022	93.347%	1030	28.8	40.61°C	0.937
	12.030V	5.065V	3.336V	5.035V	257.133				43.08°C	229.98V
30%	**26.913A**	**3.458A**	**3.466A**	**1.395A**	359.576	94.065%	1031	28.9	41.03°C	0.957
	12.021V	5.062V	3.333V	5.018V	382.259				43.54°C	229.97V
40%	**36.519A**	**3.954A**	**3.965A**	**1.6A**	479.964	94.094%	1033	28.9	41.61°C	0.968
	12.014V	5.06V	3.33V	5.001V	510.09				44.74°C	229.95V
50%	**45.736A**	**4.946A**	**4.96A**	**1.807A**	599.734	93.866%	1037	29	42.24°C	0.973
	12.008V	5.057V	3.327V	4.983V	638.926				47.36°C	229.93V
60%	**55.009A**	**5.939A**	**5.958A**	**2.001A**	720.209	93.103%	1040	29.1	42.7°C	0.979
	12.006V	5.054V	3.324V	4.965V	773.562				48.89°C	229.9V
70%	**64.226A**	**6.934A**	**6.958A**	**2.225A**	840.023	92.634%	1044	29.2	43.28°C	0.983
	12.003V	5.05V	3.321V	4.945V	906.82				51.23°C	229.88V
80%	**73.507A**	**7.929A**	**7.958A**	**2.334A**	960.026	92.002%	1333	36.1	43.75°C	0.985
	12.001V	5.047V	3.318V	4.929V	1043.48				53.28°C	229.87V
90%	**83.138A**	**8.429A**	**8.448A**	**2.442A**	1079.851	91.391%	1621	40.5	44.28°C	0.986
	11.996V	5.044V	3.315V	4.915V	1181.571				54.77°C	229.85V
100%	**92.586A**	**8.93A**	**8.969A**	**3.076A**	1199.907	90.703%	1864	41.5	45.93°C	0.988
	11.991V	5.041V	3.312V	4.878V	1322.891				57.65°C	229.83V

110%	**101.979A**	**9.931A**	**10.065A**	**3.082A**	1320.544	89.938%	2003	46.1	46.83°C	0.989
	11.985V	5.036V	3.309V	4.868V	1468.273				60.32°C	229.81V
CL1	**0.118A**	**11.927A**	**11.917A**	**0A**	101.336	84.18%	1042	29.1	41.3°C	0.872
	12.063V	5.048V	3.332V	5.079V	120.378				48.63°C	229.98V
CL2	**0.117A**	**19.862A**	**0A**	**0A**	101.412	82.407%	1045	29.2	41.46°C	0.873
	12.051V	5.035V	3.341V	5.085V	123.065				45.94°C	229.98V
CL3	**0.116A**	**0A**	**19.831A**	**0A**	67.409	77.259%	1032	28.9	40.9°C	0.821
	12.050V	5.073V	3.328V	5.085V	87.246				44.58°C	229.98V
CL4	**100.274A**	**0A**	**0A**	**0A**	1200.356	91.602%	1538	39.6	45.51°C	0.987
	11.971V	5.06V	3.321V	5.022V	1310.417				54.87°C	229.83V

□□□□□□□□□□□

□□□□

115V

□□	**12V**	**5V**	**3.3V**	**5VSB**	**DC/AC (□)**	□□	□□□□ **(RPM)**	**PSU □□ (dB[A])**	□□□□□□□□□	**PF/AC □□**
20W	**1.234A**	**0.493A**	**0.494A**	**0.196A**	20.014	70.045%	0	<6.0	41.97°C	0.893
	12.037V	5.077V	3.343V	5.093V	28.574				36.96°C	114.92V
40W	**2.717A**	**0.689A**	**0.691A**	**0.295A**	40.012	81.274%	0	<6.0	42.69°C	0.935
	12.035V	5.078V	3.343V	5.088V	49.232				37.55°C	114.91V
60W	**4.198A**	**0.887A**	**0.889A**	**0.394A**	60.012	85.03%	0	<6.0	43.75°C	0.954
	12.039V	5.078V	3.343V	5.083V	70.575				38.03°C	114.9V
80W	**5.676A**	**1.084A**	**1.086A**	**0.493A**	79.992	87.456%	0	<6.0	45.97°C	0.963
	12.044V	5.077V	3.342V	5.078V	91.467				39.08°C	114.89V

□□□□□□□□□□□

230V

□□	12V	5V	3.3V	5VSB	DC/AC (□)	□□	□□□□ (RPM)	PSU □□ (dB[A])	□□□□□□□□□	PF/AC □□
20W	**1.234A**	**0.492A**	**0.494A**	**0.196A**	20.01	71.224%	0	<6.0	42.67°C	0.527
	12.043V	5.077V	3.343V	5.092V	28.096				36.24°C	230.06V
40W	**2.716A**	**0.689A**	**0.691A**	**0.295A**	40.008	82.366%	0	<6.0	42.54°C	0.689
	12.041V	5.077V	3.343V	5.086V	48.571				37.27°C	230.04V
60W	**4.195A**	**0.887A**	**0.889A**	**0.394A**	60.008	86.506%	0	<6.0	45.3°C	0.776
	12.046V	5.077V	3.343V	5.081V	69.368				38.69°C	230.03V
80W	**5.674A**	**1.084A**	**1.086A**	**0.493A**	79.982	88.756%	0	<6.0	45.53°C	0.826
	12.047V	5.077V	3.342V	5.075V	90.116				39.35°C	230.02V

□□□□□□□□□□□

□□□□

115V

Test	12V	5V	3.3V	5VSB	Pass/Fail
10% Load	13.50mV	7.19mV	3.87mV	6.37mV	Pass
20% Load	12.59mV	6.68mV	4.02mV	6.52mV	Pass
30% Load	11.80mV	7.25mV	4.83mV	6.52mV	Pass
40% Load	11.40mV	6.89mV	4.12mV	6.88mV	Pass
50% Load	16.90mV	7.04mV	4.43mV	7.24mV	Pass
60% Load	16.18mV	7.50mV	5.85mV	7.69mV	Pass
70% Load	11.29mV	8.47mV	4.48mV	7.90mV	Pass
80% Load	11.70mV	7.70mV	7.12mV	7.95mV	Pass
90% Load	12.27mV	7.80mV	7.22mV	8.71mV	Pass
100% Load	19.68mV	8.81mV	8.47mV	11.79mV	Pass
110% Load	20.21mV	9.32mV	8.45mV	11.82mV	Pass
Crossload1	18.27mV	8.38mV	8.11mV	7.56mV	Pass
Crossload2	12.33mV	7.19mV	3.87mV	6.93mV	Pass

Test	12V	5V	3.3V	5VSB	Pass/Fail
Crossload3	11.70mV	6.99mV	9.46mV	6.98mV	Pass
Crossload4	17.23mV	8.71mV	5.45mV	11.09mV	Pass

230V

Test	12V	5V	3.3V	5VSB	Pass/Fail
10% Load	14.72mV	6.89mV	4.17mV	6.42mV	Pass
20% Load	13.55mV	6.94mV	4.07mV	6.27mV	Pass
30% Load	11.50mV	7.19mV	4.98mV	6.37mV	Pass
40% Load	11.45mV	6.99mV	4.07mV	6.83mV	Pass
50% Load	14.15mV	7.09mV	4.27mV	6.98mV	Pass
60% Load	15.98mV	7.70mV	6.00mV	7.59mV	Pass
70% Load	10.99mV	7.86mV	4.73mV	7.64mV	Pass
80% Load	11.65mV	8.98mV	6.92mV	7.69mV	Pass
90% Load	12.21mV	7.86mV	7.17mV	8.26mV	Pass
100% Load	19.46mV	9.08mV	7.71mV	11.43mV	Pass
110% Load	19.48mV	9.55mV	8.45mV	11.65mV	Pass
Crossload1	18.81mV	8.19mV	7.53mV	8.29mV	Pass
Crossload2	14.06mV	7.24mV	4.02mV	6.22mV	Pass
Crossload3	12.53mV	6.73mV	9.56mV	7.64mV	Pass
Crossload4	17.55mV	8.56mV	5.49mV	10.42mV	Pass

Montech Century II Gold 1200 ATX3



Top side



Power specifications label

□□□