MSI MAG A750GLS PCIE5

-

Lab ID MS75002810

Certification ID 252810

Test Result Report ID: 25PS2810A

Certificate Issue Date: May 13, 2025

Scheme: ETA-EMI PSU

115V 230V





115V 230V





Scheme: LAMBDA PSU



Outside Validation Scope



General Information

Test Equipment

Electronic Loads	Chroma 63601-5 x2 Chroma 63600-2 Chroma 63640-80-80 x10 Chroma 63610-80-20
AC Sources	Chroma 6530, APM SP300VAC4000W-P, GW Instek ASR-3500
Power Analyzers	Rohde & Schwarz HMC8015 & NPA701
Oscilloscopes	Picoscope 4444, Siglent SDS2104X PLUS
Sound Analyzer	Bruel & Kjaer 2270 G4
Microphone	Bruel & Kjaer Type 4955-A
Temperature Logger	Picoscope TC-08
Tachometer	UNI-T UT372
Multimeters	Keysight 34465A
EMI Analyzer	TekBox TBMR-110M-EU
Isolation Transformer	4kVA
UPS	FSP Champ Tower 3kVA, CyberPower OLS3000E 3kVA
Testing Methodology	Cybenetics PSU Test Protocol

DUT Information(Non-accredited measurements)

Product Identification Details	
Brand	MSI
Model	MAG A750GLS PCIE5
OEM/ODM	Huntkey
Serial Number	-
Product Specifications	
Manufacturer-Provided Information	
□□□□ (Vrms)	100-240
□□□□ (Arms)	5-10

□□□□ (Hz)	50-60
□□□□ (W)	750
Operating Temperature (Continuous Full Load) (°C)	
□□	ATX12V
□□□□	Fully Modular
Warranty	-
Cybenetics Measurements	
Dimensions (W x H x D)	
Weight	
□□	135mm Fluid Dynamic Bearing Fan (HA13525H12F-Z)
□□□□□	✓
Cybenetics Testing Information	
Lab ID	MS75002810
Date of receipt	Apr 23, 2025
Testing Date	May 9, 2025
Report Issued Date	May 13, 2025
Engineer Name	-
Authorized By the Laboratory Technical Manager	Aristeidis Bitziopoulos
Signature	

□□□□ (Non-accredited measurements)

□□□□				
□□	□□□□	□□□□□□	**Gauge**	In Cable Capacitors
ATX □□ 20+4 pin (600mm)	1	1	18-22AWG	□
4+4 pin EPS 12V □□ (650mm+105mm)	1	2	18AWG	□
6+2pin PCIe□□ (600mm)	2	2	18AWG	□
2x 6+2pin PCIe□□ (600mm)	1	2	18AWG	□
12+4 pin PCIe (600mm) (450W)	1	1	16-24AWG	□
SATA□□ (500mm+150mm+150mm) / 4-pin Molex (+150mm)	1	3 / 1	18AWG	□
SATA□□ (500mm+150mm) / 4-pin Molex (+150mm) / FDD (+150mm)	1	2 / 1 / 1	18-20AWG	□

AC Power Cord (1400mm) - C13 coupler	1	1	18AWG	-

Protection Features(Manufacturer)

Over Power Protection	✓
Over Current (+12V) Protection	✓
Over Temperature Protection	✓
Short Circuit Protection	✓
Surge Protection	✓
Inrush Current Protection	✓
Fan Failure Protection	✗

□□□□

□		3.3V	5V	12V	5VSB	-12V
□□□□	□□	18	18	62.5	2.5	0.3
	□	100		750	12.5	3.6
□□□□□ (W)		750				

Parts Description

Manufacturer (OEM)	Huntkey
PCB Type	Double-Sided
Transient Filter	4x Y caps, 2x X caps, 2x CM chokes, 1x MOV
Inrush Protection	1x NTC Thermistor SCK207R0 (7 Ohm @25°C) & Relay
Bridge Rectifier(s)	2x GBJ1506 (600V, 15A @ 100°C)
APFC MOSFETs	2x Silan Microelectronics SVS20N60TD2 (600V, 12A @ 100°C, Rds(on): 0.19Ohm)
APFC Boost Diode	1x STMicroelectronics STPSC4H065D (650V, 22A @ 25°C)
Bulk Cap(s)	1x Elite (450V, 470uF, 2000 @ 105°C, PL(M))
Main Switchers	2x Infineon IPA60R190P6 (650V, 12.7A @ 100°C, Rds(on): 0.190Ohm)
PFC/LLC Resonant Combo Controller	NXP TEA2017

Topology	Primary side: Semi-Digital, APFC, Half-Brigde, LLC Resonant Converter Secondary side: Synchronous Rectification & DC-DC converters
+12V MOSFETs	6x Alpha & Omega AONS66402 (40V, 135A @ 100°C, Rds(on): 1.6mOhm)
5V & 3.3V	DC-DC Converters: 4x Infineon BSC022N03S (30V, 50A @ 100°C, Rds(on): 2.2mOhm) PWM Controller(s): 1x ANPECAPW7159C
Filtering Capacitors	Electrolytic: 5x CapXon (2-5,000h @ 105°C, GF) 1x Elite (6-10,000h @ 105°C, EDJ) 1x Aishi (3-6,000h @ 105°C, RF) 1x Aishi (2000h @ 105°C, L7) Polymer: 7x Apaq, 1x Polycap, 8x BIOSTAR, 8x
Synchronous Rectifier IC	Monolithic Power MP6924
Supervisor IC	Infsitronix IN1T703I-SDG
Fan Model	Hong Hua HA13525H12F-Z (135mm, 12V, 0.50A, Fluid Dynamic Bearing Fan)
Rectifier	2x PanJIT SR34LF SBR (40V, 3A)
Standby PWM Controller	IN2P380C

Test Results

Temperature & Compliance Info

□□□□ (°C /°F)	28-32 / 82.4-89.6
□□ ErP Lot3/6□□	✓
□□ (EU) No 617/2013□□	✓
ALPM (Alternative Low Power Mode) compatible	✓
ATX v3.1 PSU Power Excursion	✓

Performance Summary

115V

Accredited	
□□□□ (>1450 load combinations)	89.664%
Average Noise Output (>1450 Load Combinations)	24.46dBA
PF□□□ (>1450 Load Combinations)	0.982
Efficiency With 10W (≤500W) or 2% (>500W) Load	77.641%

□□□□□□	0.0767W
Non-Accredited	
12V Ripple (Full Load)	34.04mV
5V Ripple (Full Load)	19.78mV
3.3V Ripple (Full Load)	24.55mV
5VSB Ripple (Full Load)	20.32mV
12V Load Regulation	0.47%
5V Load Regulation	0.51%
3.3V Load Regulation	0.70%
5VSB Load Regulation	2.59%
Inrush Current	24.910A

230V

Accredited	
□□□□ (>1450 load combinations)	91.831%
Average Noise Output (>1450 Load Combinations)	24.42dBA
PF□□□ (>1450 Load Combinations)	0.974
Efficiency With 10W (≤500W) or 2% (>500W) Load	78.841%
□□□□□□	0.1300W
Non-Accredited	
12V Ripple (Full Load)	34.10mV
5V Ripple (Full Load)	20.15mV
3.3V Ripple (Full Load)	24.36mV
5VSB Ripple (Full Load)	21.05mV
12V Load Regulation	0.51%
5V Load Regulation	0.55%
3.3V Load Regulation	0.76%
5VSB Load Regulation	2.63%
Inrush Current	46.740A
12V Transient Response (200%)	11.54V
5V Transient Response (200%)	4.994V
3.3V Transient Response (200%)	3.238V

5VSB Transient Response (200%)		4.908V
□□□□ & PG□□		15.80ms
AC Loss to PWR_OK Hold Up Time		13.10ms
PWR_OK Inactive to DC Loss Delay		2.70ms
PSU Timings: T1 (20% / 100%)	80.0ms	80.0ms
PSU Timings: T3 (20% / 100%)	110.0ms	111.0ms
12V OCP (30.4°C / 41.6°C)	74.20A (118.72%), 11.988V	71.50A (114.40%), 11.982V
5V OCP (30.4°C / 41.6°C)	24.7A (137.22%), 5.068V	24.9A (138.33%), 5.067V
3.3V OCP (30.4°C / 41.6°C)	24.9A (138.33%), 3.302V	24.9A (138.33%), 3.303V
5VSB OCP (30.4°C / 41.6°C)	3.6A (144.00%), 4.96V	3.5A (140.00%), 4.967V
OPP (29.96°C / 41.02°C)	130.54%	122.29%

□□□□ & PG□□

Hold-Up Time (ms)	15.8
AC Loss to PWR_OK Hold Up Time (ms)	13.1
PWR_OK Inactive to DC Loss Delay (ms)	2.7

□□□□

Tables

115V

Detailed Results						
	Average	Min	Limit Min	Max	Limit Max	Result
Mains Voltage RMS:	114.93 V	114.84 V	113.85 V	115.03 V	116.15 V	PASS
Mains Frequency:	60.00 Hz	59.97 Hz	59.40 Hz	60.07 Hz	60.60 Hz	PASS
Mains Voltage CF:	1.421	1.419	1.340	1.423	1.490	PASS
Mains Voltage THD:	0.31 %	0.24 %	N/A	0.42 %	2.00 %	PASS
Real Power:	0.077 W	0.068 W	N/A	0.087 W	N/A	N/A
Apparent Power:	5.241 W	5.218 W	N/A	5.263 W	N/A	N/A

Power Factor:	0.014	N/A	N/A	N/A	N/A	N/A

230V

Detailed Results						
	Average	Min	Limit Min	Max	Limit Max	Result
Mains Voltage RMS:	229.91 V	229.79 V	227.70 V	230.03 V	232.30 V	PASS
Mains Frequency:	50.00 Hz	49.98 Hz	49.50 Hz	50.02 Hz	50.50 Hz	PASS
Mains Voltage CF:	1.418	1.416	1.340	1.420	1.490	PASS
Mains Voltage THD:	0.24 %	0.15 %	N/A	0.33 %	2.00 %	PASS
Real Power:	0.130 W	0.095 W	N/A	0.182 W	N/A	N/A
Apparent Power:	17.866 W	17.820 W	N/A	17.938 W	N/A	N/A
Power Factor:	0.007	N/A	N/A	N/A	N/A	N/A

□□□□□□

115V

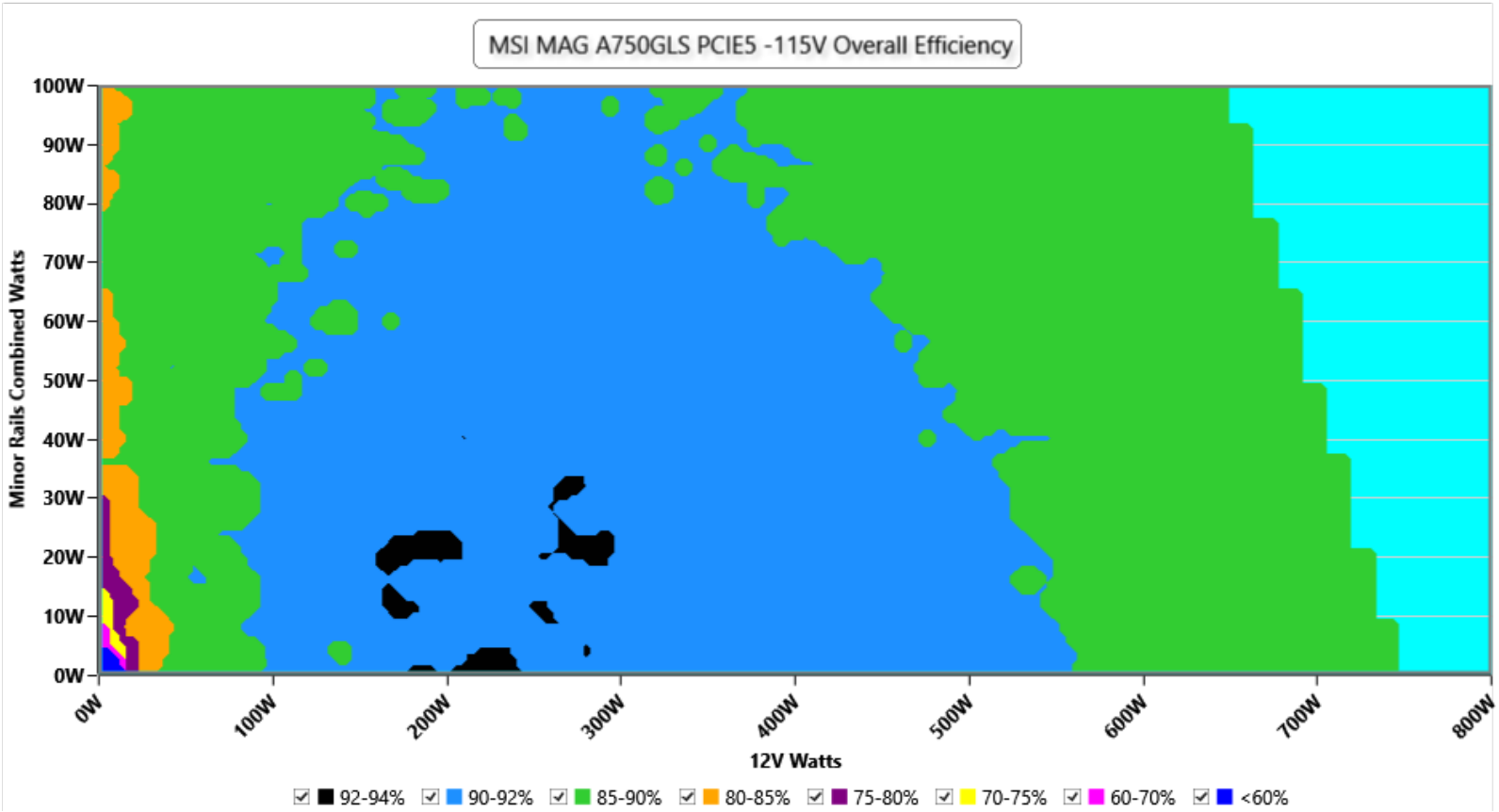

□□

This graph depicts the PSU`s efficiency throughout its entire operational range. For the generation of the efficiency and noise graphs we set our loaders to auto mode through our custom-made software before trying thousands of possible load combinations

230V

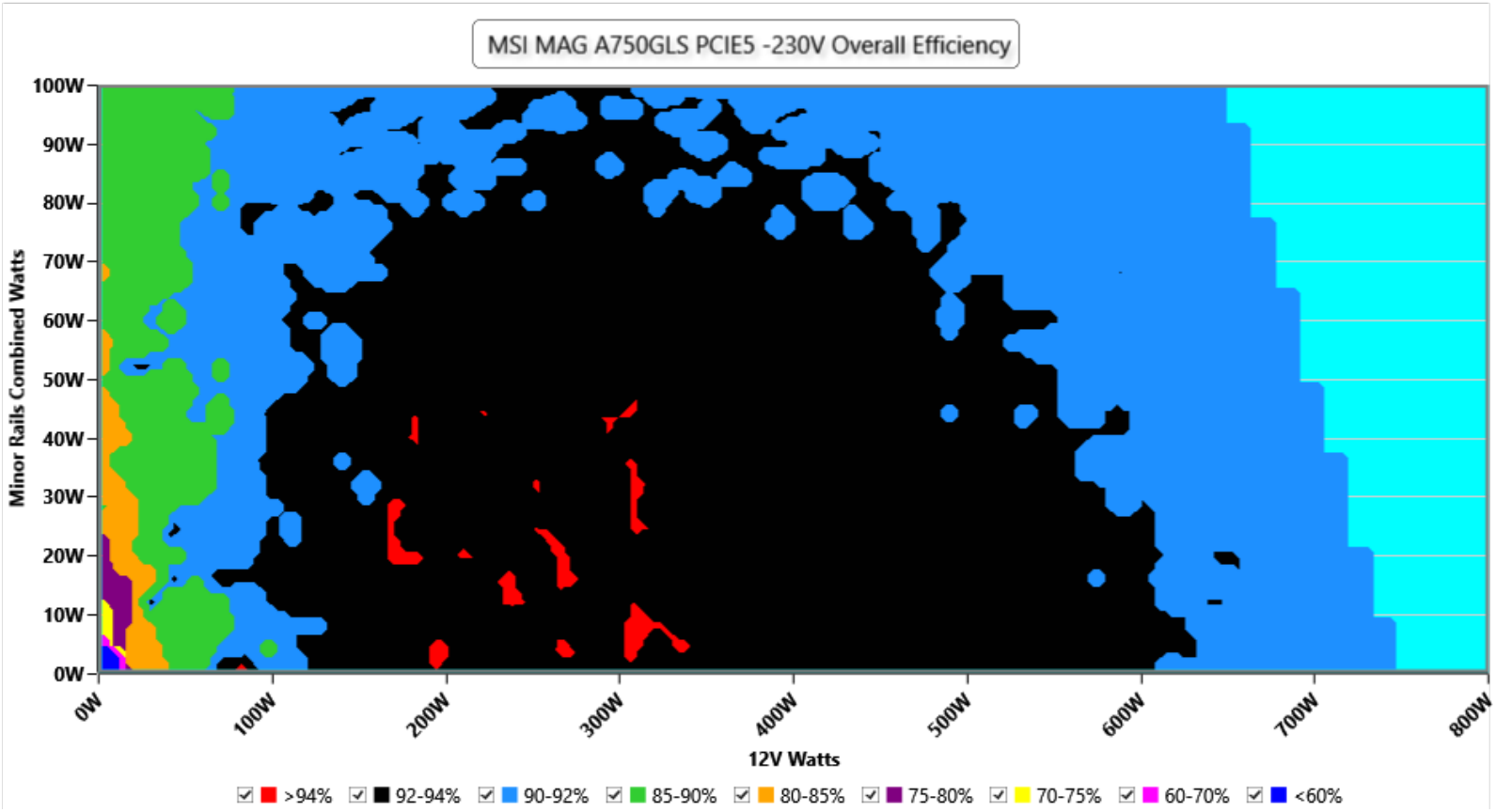

This graph depicts the PSU`s efficiency throughout its entire operational range. For the generation of the efficiency and noise graphs we set our loaders to auto mode through our custom-made software before trying thousands of possible load combinations

□□□□□

115V

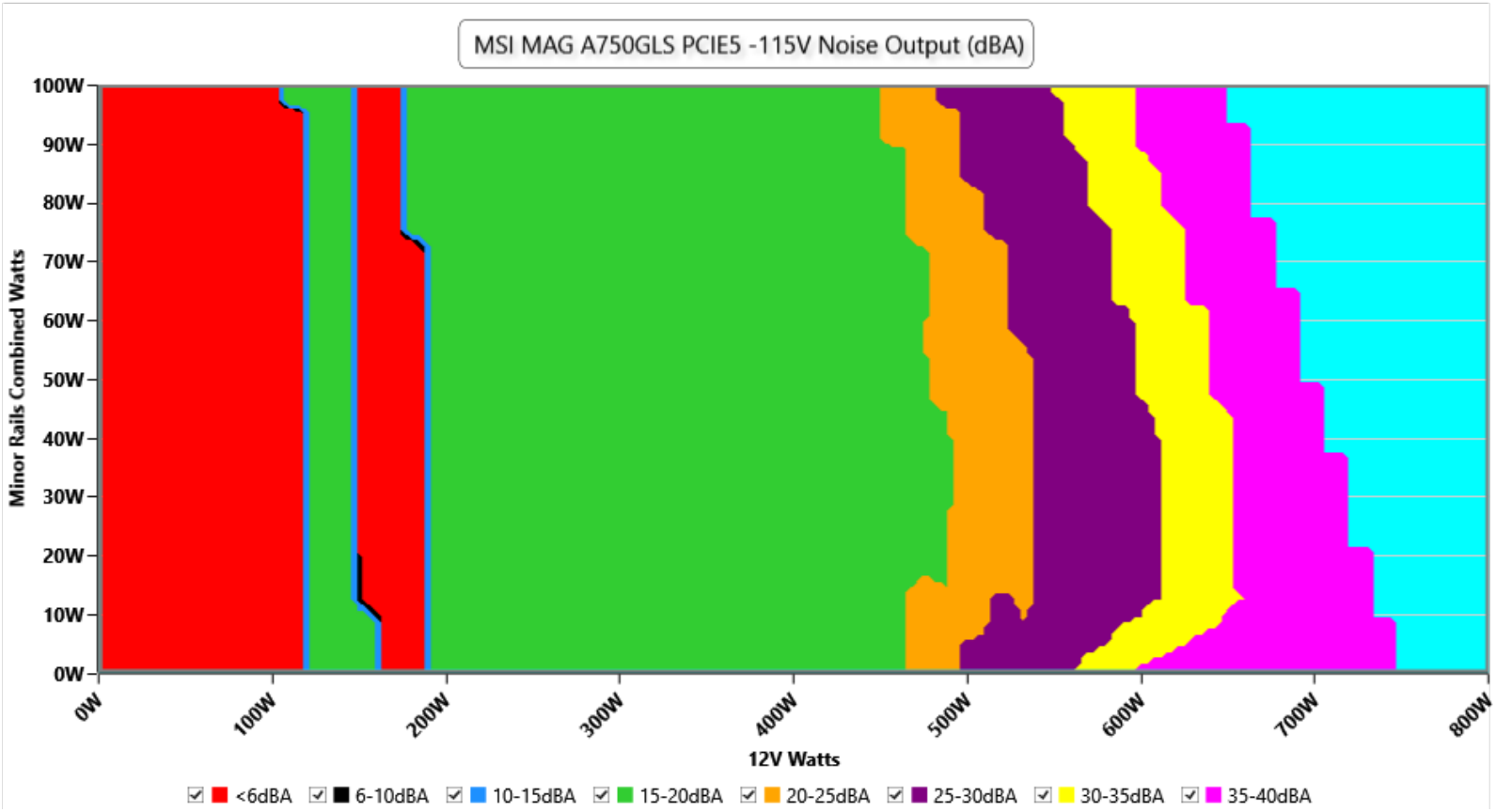

□□

The PSU`s noise in its entire operational range and under 30-32 °C ambient is depicted in this graph. The X axis represents the load on the +12V rail(s) while the Y axis is the load on the minor rails

230V

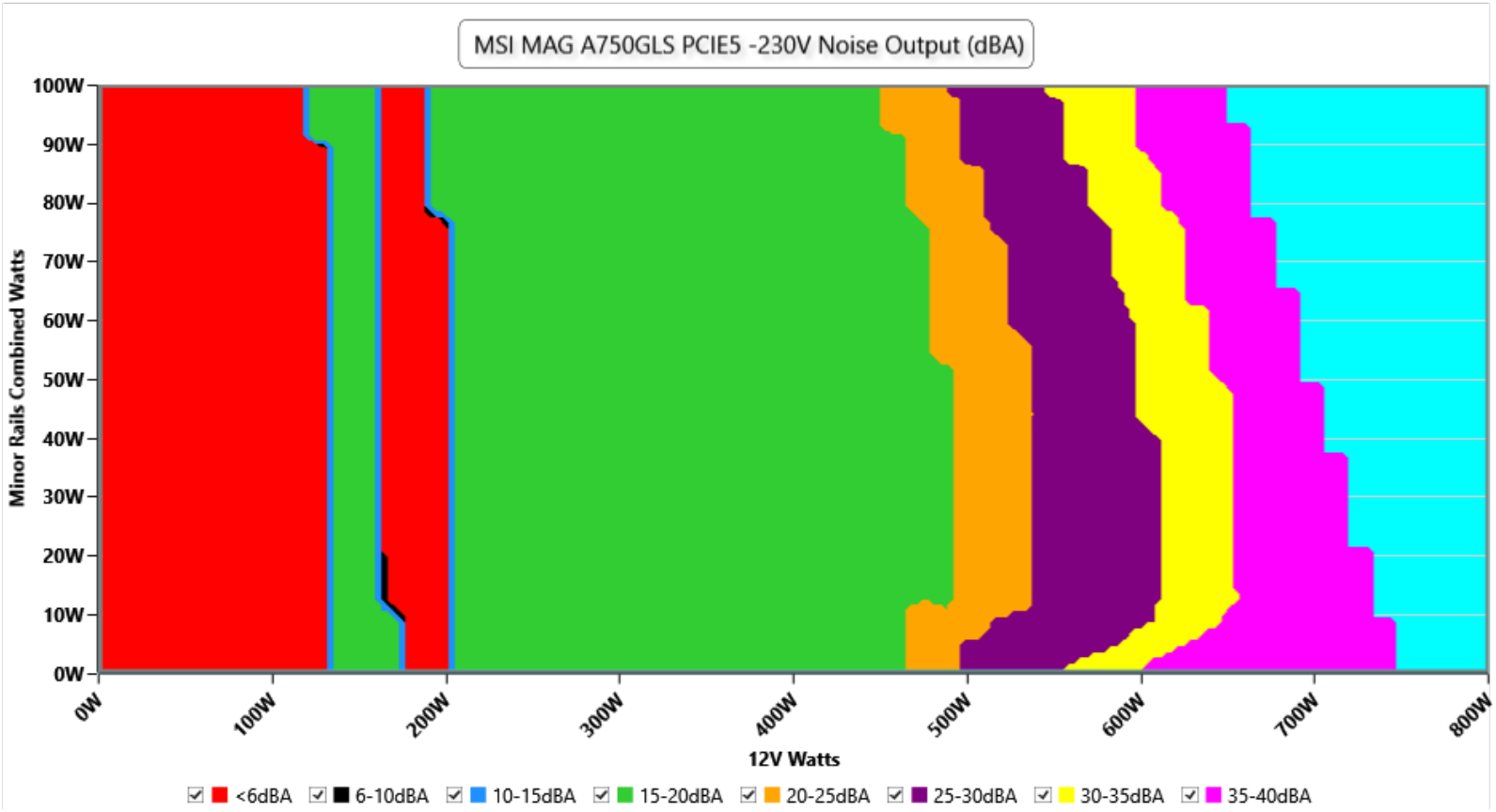

The PSU`s noise in its entire operational range and under 30-32 °C ambient is depicted in this graph. The X axis represents the load on the +12V rail(s) while the Y axis is the load on the minor rails

Conducted Emissions EN 55032 & CISPR 32

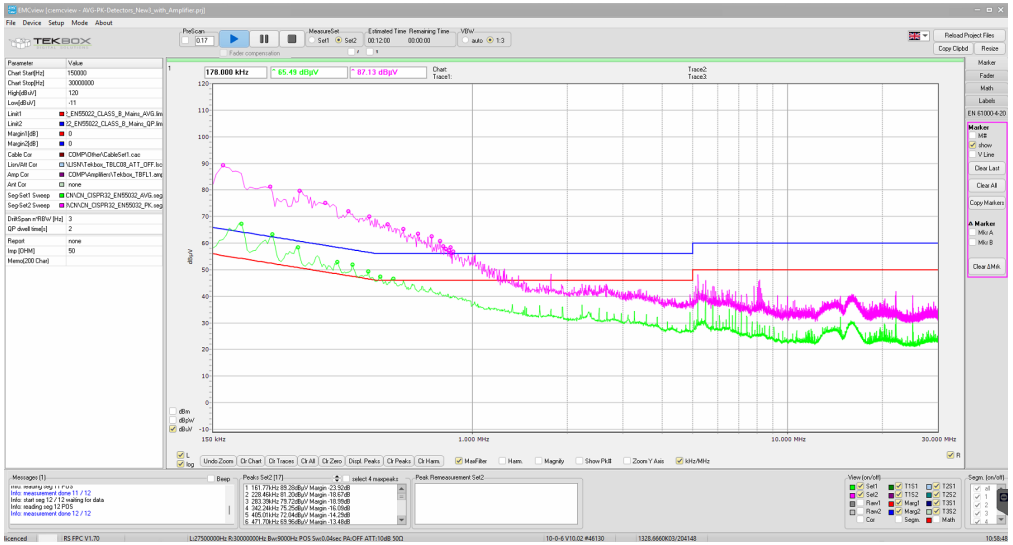

NEUTRAL

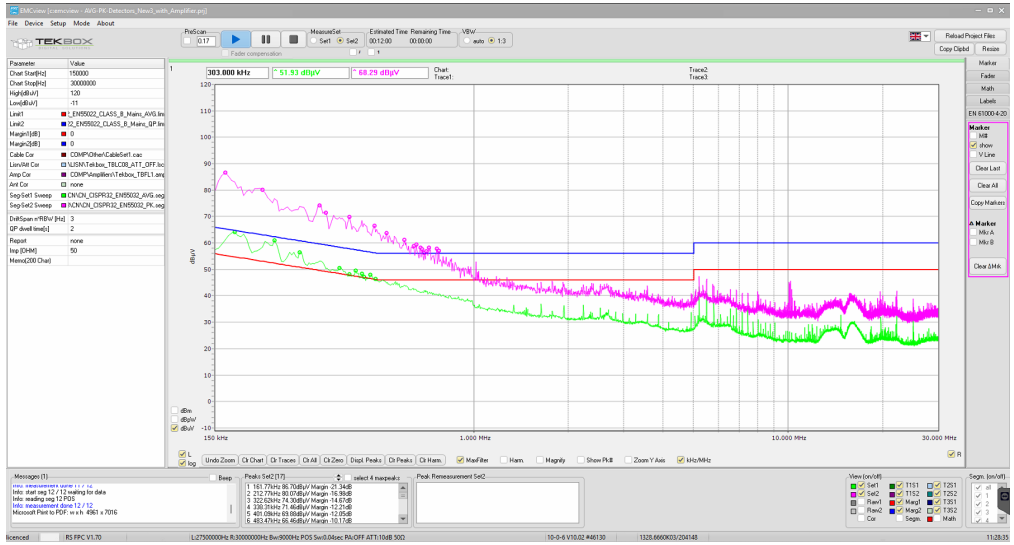

PHASE

Indicative Performance

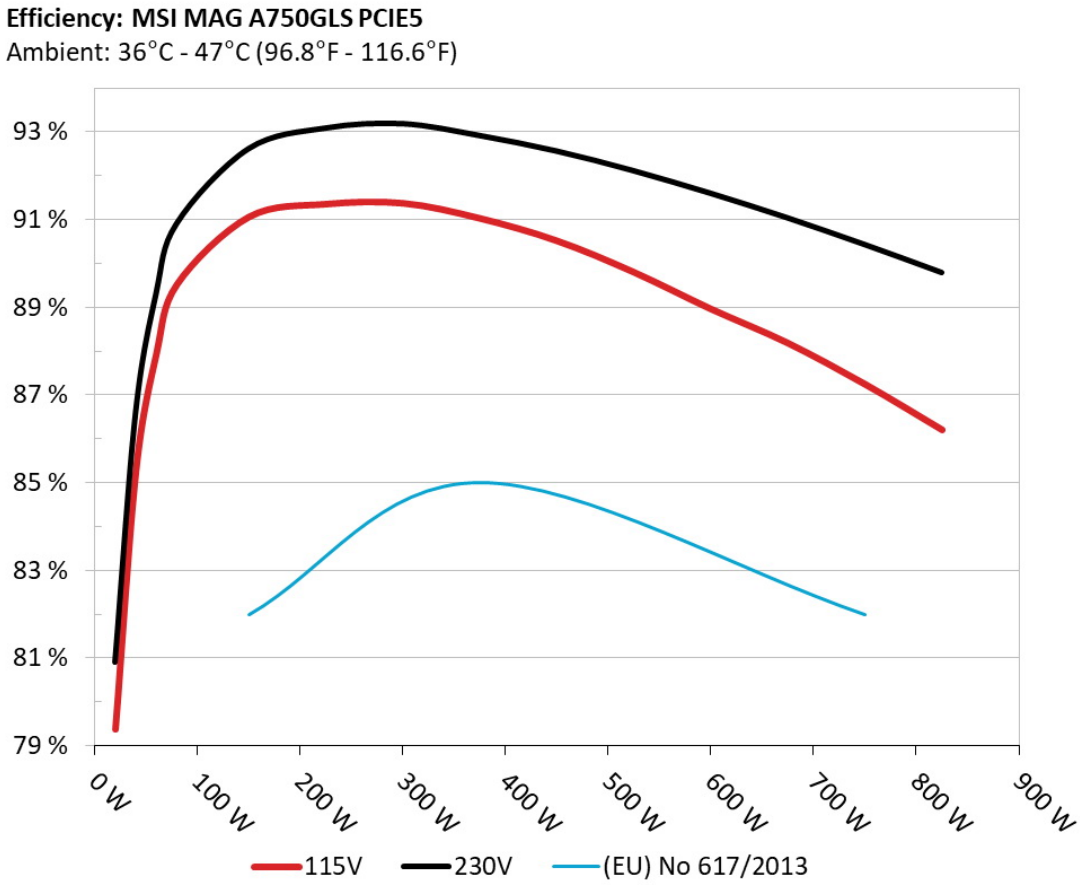

The PSU`s efficiency under high ambient temperatures with 115V and 230V input. For this graph the results of the 10-110% load regulation table are used

5Vsb□□□□

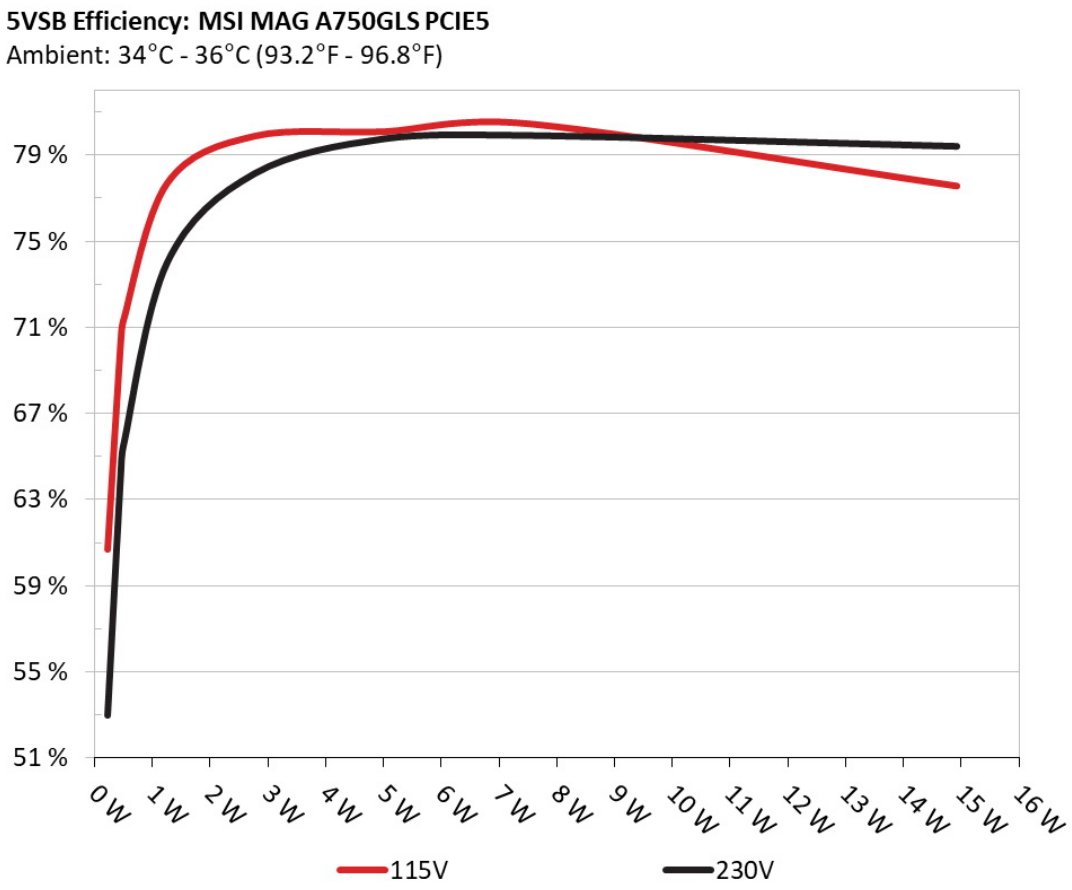

□□

This graph depicts the efficiency levels of the 5VSB rail with 115V and 230V input

□□□□ □□ 5Vsb □□ (ErP Lot3/6 & CEC)

115V

□□ #	5VSB	DC/AC (□)	□□	PF/AC □□
1	**0.045A**	0.227W	60.685%	0.069
	5.042V	0.374W		114.93V
2	**0.09A**	0.454W	70.316%	0.116
	5.041V	0.646W		114.94V
3	**0.55A**	2.767W	79.908%	0.359
	5.031V	3.463W		114.93V
4	**1A**	5.022W	80.116%	0.432
	5.021V	6.268W		114.92V
5	**1.5A**	7.516W	80.485%	0.463
	5.01V	9.339W		114.92V
6	**3A**	14.929W	77.591%	0.513
	4.977V	19.24W		114.91V

230V

□□ #	5VSB	DC/AC (□)	□□	PF/AC □□
1	**0.045A**	0.227W	53.004%	0.024
	5.044V	0.428W		229.9V
2	**0.09A**	0.454W	64.162%	0.039
	5.042V	0.708W		229.9V
3	**0.55A**	2.768W	78.122%	0.173
	5.031V	3.543W		229.9V
4	**1A**	5.022W	79.744%	0.257
	5.021V	6.298W		229.9V
5	**1.5A**	7.517W	79.892%	0.317
	5.01V	9.408W		229.9V
6	**3A**	14.93W	79.388%	0.395
	4.976V	18.806W		229.9V

Protection Features

OCP (Normal @ 30.4°C)	12V: 74.20A (118.72%), 11.988V 5V: 24.7A (137.22%), 5.068V 3.3V: 24.9A (138.33%), 3.302V 5VSB: 3.6A (144.00%), 4.96V
OCP (Hot @ 41.6°C)	12V: 71.50A (114.40%), 11.982V 5V: 24.9A (138.33%), 5.067V 3.3V: 24.9A (138.33%), 3.303V 5VSB: 3.5A (140.00%), 4.967V
OPP (Normal @ 30.0°C)	979.05W (130.54%)
OPP (Hot @ 41.0°C)	917.16W (122.29%)
OTP	✓ (105°C @ Secondary Side)
SCP	12V to Earth: ✓ 5V to Earth: ✓ 3.3V to Earth: ✓ 5VSB to Earth: ✓ -12V to Earth: ✓
PWR_OK	Proper Operation
UVP (Full Load @ 90V)	✓
UVP (No Damage @ 80V)	✓
Conducted Emissions EN55032 & CISPR 32	✗
NLO	✓
Fan Failure Protection	✗
SIP	Surge: MOV Inrush: NTC & Bypass Relay

Supplementary Tests (For Reference)

10-110%□□□□

115V

□□	12V	5V	3.3V	5VSB	DC/AC (□)	□□	□□□□ (RPM)	□□□□□□□ (dB[A])	□□ (□□ /□□)	PF/AC □□
10%	**4.400A**	**1.96A**	**1.982A**	**0.997A**	75.002	88.524%	0	<6.0	44.11°C	0.936
	12.135V	5.103V	3.33V	5.016V	84.76				40.46°C	114.89V
20%	**9.814A**	**2.941A**	**2.975A**	**1.199A**	149.937	91.055%	0	<6.0	42.7°C	0.981
	12.129V	5.1V	3.327V	5.005V	164.654				40.56°C	114.87V
30%	**15.580A**	**3.433A**	**3.473A**	**1.402A**	224.938	91.348%	823	19.6	41.23°C	0.979
	12.123V	5.098V	3.325V	4.995V	246.245				44.88°C	114.84V
40%	**21.362A**	**3.926A**	**3.973A**	**1.605A**	300.025	91.367%	834	20.1	41.71°C	0.986
	12.116V	5.095V	3.322V	4.984V	328.397				44.11°C	114.82V
50%	**26.749A**	**4.91A**	**4.971A**	**1.81A**	374.429	91.024%	835	20.1	42.48°C	0.989
	12.110V	5.092V	3.319V	4.973V	411.345				45.97°C	114.79V
60%	**32.180A**	**5.895A**	**5.969A**	**2A**	449.249	90.516%	963	24.2	42.58°C	0.991
	12.104V	5.089V	3.317V	4.962V	496.348				48.25°C	114.76V
70%	**37.622A**	**6.882A**	**6.97A**	**2.222A**	524.263	89.8%	1354	34.9	43.3°C	0.992
	12.098V	5.086V	3.315V	4.95V	583.801				51.63°C	114.74V
80%	**43.131A**	**7.867A**	**7.97A**	**2.328A**	599.449	88.961%	1658	39.5	43.75°C	0.993
	12.092V	5.083V	3.312V	4.94V	673.834				51.79°C	114.7V
90%	**48.979A**	**8.363A**	**8.459A**	**2.433A**	674.485	88.183%	1797	42	44.44°C	0.994
	12.087V	5.081V	3.31V	4.931V	764.909				51.38°C	114.68V
100%	**54.635A**	**8.86A**	**8.979A**	**3.054A**	749.692	87.245%	1968	44.5	45.83°C	0.994
	12.080V	5.078V	3.308V	4.911V	859.313				51.4°C	114.65V
110%	**60.164A**	**9.851A**	**10.076A**	**3.059A**	824.721	86.206%	2135	46.2	46.58°C	0.994
	12.074V	5.075V	3.305V	4.904V	956.67				53.44°C	114.63V
CL1	**0.114A**	**11.837A**	**11.976A**	**0A**	101.285	84.945%	838	20.2	40.2°C	0.962
	12.131V	5.085V	3.315V	5.015V	119.283				44.37°C	114.88V

CL2	**0.114A**	**17.7A**	**0A**	**0A**	91.374	84.461%	837	20.2	40.81°C	0.946
	12.133V	5.084V	3.326V	5.025V	108.181				44.63°C	114.88V
CL3	**0.114A**	**0A**	**17.923A**	**0A**	60.788	80.1%	835	20.1	39.52°C	0.939
	12.133V	5.099V	3.314V	5.021V	75.892				42.98°C	114.9V
CL4	**62.026A**	**0A**	**0A**	**0.001A**	749.555	88.128%	1903	43.5	45.56°C	0.994
	12.084V	5.095V	3.321V	4.997V	850.548				50.22°C	114.66V

The results above are not used in the certification process

230V

□□	**12V**	**5V**	**3.3V**	**5VSB**	**DC/AC (□)**	□□	□□□□ **(RPM)**	□□□□□□□ **(dB[A])**	□□ **(□□ /□□)**	**PF/AC □□**
10%	**4.402A**	**1.96A**	**1.983A**	**0.997A**	75.014	89.979%	0	<6.0	45.11°C	0.94
	12.135V	5.102V	3.329V	5.015V	83.41				40.44°C	229.9V
20%	**9.817A**	**2.942A**	**2.976A**	**1.199A**	149.971	92.617%	0	<6.0	44°C	0.957
	12.128V	5.1V	3.327V	5.004V	161.899				40.61°C	229.89V
30%	**15.586A**	**3.434A**	**3.475A**	**1.402A**	224.981	93.089%	838	20.2	41.21°C	0.974
	12.121V	5.097V	3.324V	4.994V	241.685				44.47°C	229.88V
40%	**21.369A**	**3.927A**	**3.975A**	**1.606A**	300.08	93.188%	839	20.3	41.53°C	0.982
	12.114V	5.093V	3.322V	4.983V	322.017				43.97°C	229.87V
50%	**26.765A**	**4.912A**	**4.973A**	**1.811A**	374.581	92.919%	835	20.1	42.05°C	0.983
	12.108V	5.09V	3.319V	4.971V	403.128				45.07°C	229.85V
60%	**32.201A**	**5.898A**	**5.972A**	**2.001A**	449.405	92.567%	962	24.2	42.59°C	0.984
	12.101V	5.088V	3.316V	4.96V	485.462				45.87°C	229.84V
70%	**37.661A**	**6.886A**	**6.973A**	**2.224A**	524.419	92.119%	1152	29.7	43.32°C	0.988
	12.089V	5.084V	3.314V	4.948V	569.296				45.95°C	229.82V
80%	**43.159A**	**7.872A**	**7.975A**	**2.329A**	599.599	91.605%	1626	39	43.81°C	0.989
	12.088V	5.081V	3.311V	4.938V	654.532				48.35°C	229.81V
90%	**49.010A**	**8.367A**	**8.463A**	**2.435A**	674.632	91.043%	1839	42.7	44.93°C	0.99
	12.082V	5.079V	3.309V	4.929V	740.996				49.6°C	229.79V
100%	**54.665A**	**8.864A**	**8.984A**	**3.056A**	749.839	90.435%	1994	45	45.93°C	0.991
	12.076V	5.076V	3.306V	4.909V	829.176				49.29°C	229.78V

110%	**60.196A**	**9.856A**	**10.081A**	**3.061A**	824.86	89.797%	2133	46.2	46.8°C	0.991
	12.070V	5.073V	3.303V	4.901V	918.562				49.14°C	229.76V
CL1	**0.116A**	**11.842A**	**11.981A**	**0A**	101.302	86.546%	838	20.2	40.28°C	0.942
	12.128V	5.083V	3.314V	5.014V	117.047				44.97°C	229.89V
CL2	**0.116A**	**17.709A**	**0A**	**0A**	91.386	85.875%	834	20.1	40.75°C	0.938
	12.131V	5.081V	3.325V	5.024V	106.413				43.94°C	229.89V
CL3	**0.115A**	**0A**	**17.929A**	**0A**	60.805	81.628%	833	20.1	40.06°C	0.928
	12.131V	5.098V	3.313V	5.02V	74.527				43.1°C	229.9V
CL4	**62.053A**	**0A**	**0A**	**0.001A**	749.649	91.274%	1902	43.5	45.13°C	0.991
	12.081V	5.094V	3.32V	4.996V	821.316				47.32°C	229.78V

The results above are not used in the certification process

20-80□□□□□

115V

□□	**12V**	**5V**	**3.3V**	**5VSB**	**DC/AC (□)**	□□	□□□□ **(RPM)**	□□□□□□□□ **(dB[A])**	□□ **(□□ /□□)**	**PF/AC □□**
20W	**1.224A**	**0.49A**	**0.495A**	**0.199A**	20.007	79.385%	0	<6.0	37.29°C	0.655
	12.137V	5.103V	3.33V	5.038V	25.207				36.34°C	114.91V
40W	**2.694A**	**0.686A**	**0.694A**	**0.298A**	40.003	85.284%	0	<6.0	40.59°C	0.914
	12.136V	5.104V	3.331V	5.035V	46.935				37.67°C	114.9V
60W	**4.164A**	**0.882A**	**0.892A**	**0.398A**	60	87.951%	0	<6.0	42.35°C	0.933
	12.135V	5.104V	3.331V	5.031V	68.225				38.23°C	114.89V
80W	**5.630A**	**1.077A**	**1.09A**	**0.497A**	79.945	89.52%	0	<6.0	42.27°C	0.941
	12.134V	5.104V	3.331V	5.028V	89.331				39.26°C	114.89V

The results above are not used in the certification process

230V

□□	12V	5V	3.3V	5VSB	DC/AC (□)	□□	□□□□ (RPM)	□□□□□□□□ (dB[A])	□□ (□□ /□□)	PF/AC □□
20W	**1.224A**	**0.49A**	**0.496A**	**0.199A**	20.015	80.919%	0	<6.0	38.7°C	0.563
	12.137V	5.103V	3.33V	5.038V	24.738				36.36°C	229.88V
40W	**2.694A**	**0.686A**	**0.694A**	**0.298A**	40.011	86.597%	0	<6.0	41.92°C	0.854
	12.136V	5.104V	3.331V	5.034V	46.217				37.14°C	229.89V
60W	**4.164A**	**0.882A**	**0.892A**	**0.398A**	60.01	89.316%	0	<6.0	42.59°C	0.922
	12.135V	5.104V	3.33V	5.031V	67.209				38.95°C	229.88V
80W	**5.632A**	**1.078A**	**1.09A**	**0.497A**	79.968	90.912%	0	<6.0	44.69°C	0.939
	12.134V	5.103V	3.33V	5.027V	87.954				39.35°C	229.87V

The results above are not used in the certification process

□□□□

115V

Test	12V	5V	3.3V	5VSB	Pass/Fail
10% Load	22.10mV	18.49mV	21.99mV	16.27mV	Pass
20% Load	19.24mV	17.17mV	22.15mV	15.30mV	Pass
30% Load	20.46mV	18.09mV	22.10mV	15.35mV	Pass
40% Load	22.15mV	18.29mV	21.95mV	17.08mV	Pass
50% Load	22.05mV	18.55mV	21.95mV	17.55mV	Pass
60% Load	23.99mV	18.70mV	22.10mV	17.85mV	Pass
70% Load	26.09mV	18.54mV	22.20mV	18.77mV	Pass
80% Load	28.39mV	19.77mV	24.76mV	20.36mV	Pass
90% Load	31.77mV	20.38mV	23.94mV	21.69mV	Pass
100% Load	34.04mV	19.78mV	24.55mV	20.32mV	Pass
110% Load	38.23mV	21.62mV	24.80mV	21.26mV	Pass
Crossload1	23.02mV	17.28mV	22.64mV	19.16mV	Pass
Crossload2	22.51mV	20.44mV	22.35mV	19.08mV	Pass

Test	12V	5V	3.3V	5VSB	Pass/Fail
Crossload3	22.00mV	17.83mV	25.27mV	17.95mV	Pass
Crossload4	34.42mV	19.71mV	22.75mV	22.59mV	Pass

The results above are not used in the certification process

230V

Test	12V	5V	3.3V	5VSB	Pass/Fail
10% Load	21.85mV	17.83mV	21.54mV	16.22mV	Pass
20% Load	19.60mV	18.90mV	21.13mV	15.81mV	Pass
30% Load	21.03mV	18.03mV	21.53mV	16.27mV	Pass
40% Load	21.44mV	17.47mV	21.38mV	16.32mV	Pass
50% Load	22.00mV	18.65mV	23.12mV	17.18mV	Pass
60% Load	24.56mV	18.49mV	22.46mV	17.60mV	Pass
70% Load	26.19mV	18.70mV	22.31mV	18.11mV	Pass
80% Load	28.09mV	19.67mV	23.22mV	20.00mV	Pass
90% Load	32.54mV	20.33mV	24.45mV	21.28mV	Pass
100% Load	34.10mV	20.15mV	24.36mV	21.05mV	Pass
110% Load	38.28mV	21.90mV	24.66mV	21.45mV	Pass
Crossload1	24.02mV	17.29mV	24.00mV	19.05mV	Pass
Crossload2	22.92mV	20.39mV	22.15mV	19.28mV	Pass
Crossload3	21.69mV	18.24mV	25.63mV	18.16mV	Pass
Crossload4	34.26mV	19.08mV	23.03mV	21.37mV	Pass

The results above are not used in the certification process





MSI MAG A750GLS PCIE5

Top side

Power specifications label

本测试报告中包含的所有数据和图表均可在以下条件下由任何人使用：使用过程需提及测试结果由Cybenetics提供。
在任何情况下都应提供原始测试结果文档的网站链接

Cybenetics 提供自愿性认证计划：电源方面有 ETA（效率）、LAMBDA（噪声）与 SAFE（安全与正确运行）；散热产品方面有 DELTA（机箱隔音）与 PHI（风扇风量与静压）

CYBENETICS LTD Syrou 6, Latsia, 2231, Nicosia Cyprus

www.cybenetics.com - info@cybenetics.com