Montech Century II Gold 1050 ATX3

Serial Number -

Lab ID MT10502812

Certification ID 252812

Test Result Report ID: 25PS2812A

Certificate Issue Date: May 13, 2025

Scheme: ETA-EMI PSU

115V: CYBENETICS PLATINUM

230V: CYBENETICS PLATINUM 230v

Scheme: LAMBDA PSU

115V: CYBENETICS A-

230V: CYBENETICS A- 230v

CYBENETICS ATX 3.1 PASS

Outside Validation Scope

General Information

Test Equipment

Electronic Loads	Chroma 63601-5 x2 Chroma 63600-2 Chroma 63640-80-80 x10 Chroma 63610-80-20
AC Sources	Chroma 6530, APM SP300VAC4000W-P, GW Instek ASR-3500
Power Analyzers	Rohde & Schwarz HMC8015 & NPA701
Oscilloscopes	Picoscope 4444, Siglent SDS2104X PLUS
Sound Analyzer	Bruel & Kjaer 2270 G4
Microphone	Bruel & Kjaer Type 4955-A
Temperature Logger	Picoscope TC-08
Tachometer	UNI-T UT372
Multimeters	Keysight 34465A
EMI Analyzer	TekBox TBMR-110M-EU
Isolation Transformer	4kVA
UPS	FSP Champ Tower 3kVA, CyberPower OLS3000E 3kVA
Testing Methodology	Cybenetics PSU Test Protocol

DUT Information(Non-accredited measurements)

Product Identification Details	
Brand	Montech
Model	Century II Gold 1050 ATX3
OEM/ODM	Shenzhen Xinweiye Technology Co., Ltd
Serial Number	-
Product Specifications	
Manufacturer-Provided Information	
Rated Voltage (Vrms)	100-240
Rated Current (Arms)	10-15

Rated Frequency (Hz)	50-60
Rated Power (W)	1050
Operating Temperature (Continuous Full Load) (°C)	
Type	ATX12V
Cable Design	Fully Modular
Warranty	-
Cybenetics Measurements	
Dimensions (W x H x D)	
Weight	
Cooling	135mm Fluid Dynamic Bearing Fan (HA13525H12F-Z)
Semi-Passive Operation	✓ (selectable)
Cybenetics Testing Information	
Lab ID	MT10502812
Date of receipt	Apr 29, 2025
Testing Date	May 10, 2025
Report Issued Date	May 13, 2025
Engineer Name	-
Authorized By the Laboratory Technical Manager	Aristeidis Bitziopoulos
Signature	

Cables and Connectors(Non-accredited measurements)

Modular Cables				
Description	**Cable Count**	**Connector Count (Total)**	**Gauge**	In Cable Capacitors
ATX connector 20+4 pin (600mm)	1	1	18AWG	No
4+4 pin EPS12V (700mm)	2	2	18AWG	No
6+2 pin PCIe (600mm+150mm)	3	6	18AWG	No
12+4 pin PCIe (600mm) (600W)	1	1	16-26AWG	No
SATA (500mm+150mm+150mm+150mm)	3	12	18AWG	No
4-pin Molex (500mm+150mm+150mm+150mm)	1	4	18AWG	No
AC Power Cord (1370mm) - C13 coupler	1	1	18AWG	-

Protection Features(Manufacturer)

Over Power Protection	✓
Over Current (+12V) Protection	✓
Over Temperature Protection	✓
Short Circuit Protection	✓
Surge Protection	✓
Inrush Current Protection	✓
Fan Failure Protection	✗

Power Specifications

Rail		3.3V	5V	12V	5VSB	-12V
Max. Power	Amps	20	20	87.5	3	0.3
	Watts	100		1050	15	3.6
Total Max. Power (W)		1050				

Parts Description

General Data	
Manufacturer (OEM)	Shenzhen Xinweiye Technology
PCB Type	Double-Sided
Primary Side	
Transient Filter	4x Y caps, 2x X caps, 2x CM chokes, 1x MOV
Inrush Protection	1x NTC Thermistor MF72 10D-20 (10 Ohm) & Relay
Bridge Rectifier(s)	2x GBU25KH (800V, 25A @ 25°C)
APFC MOSFETs	2x Way-On WMJ36N65F2 (650V, 20A @ 100°C, Rds(on): 0.11Ohm)
APFC Boost Diode	1x Maplesemi MSNP10065G1 (650V, 10A @ @ 135°C)
Bulk Cap(s)	1x Nippon Chemi-con (420V, 570uF, 2,000h @ 105°C,KMZ) 1x Nippon Chemi-con (420V, 470uF, 2,000h @ 105°C,KMZ)

Main Switchers	2x Way-On WMJ36N65F2 (650V, 20A @ 100°C, Rds(on): 0.11Ohm)
IC Driver	1x Novosense NSi6602
APFC Controller	Champion CM6500UNX & CM03AX (Phantom Power Remover)
Resonant Controller	Champion CM6901X
Topology	Primary side: APFC, Half-Bridge & LLC Resonant converter Secondary side: Synchronous Rectification & DC-DC converters
Secondary Side	
+12V MOSFETs	6x Infineon ISC012N04LM6 (40V, 168A @ 100°C, Rds(on): 1.2Ohm)
5V & 3.3V	DC-DC Converters: 4x Way-On WMO80N03T1 (30V, 50.6A @ 100°C, Rds(on): 5mOhm) PWM Controller(s): Anpec APW7159C
Filtering Capacitors	Electrolytic: 7x Nippon Chemi-con (2-5,000h @105°C, KZE) 1x Nippon Chemi-con (5-6,000h @105°C, KZH) 2x Rubycon (6-10,000h @105°C, YXG) 2x Rubycon (6-10,000h @105°C, ZLH) 1x TK (@105°C, SZ) Polymer: 35x Chemic-con (PXG), 4x
Supervisor IC	GRENERGY GR8329E (OVP, UVP, OCP,)
Fan Model	Hong Hua HA13525H12F-Z (135mm, 12V, 0.50A, Fluid Dynamic Bearing Fan)
5VSB	
Rectifier	1x SB1045L SBR (45V, 10A)
Standby PWM Controller	Chipown PN8141

Test Results

Temperature & Compliance Info

Temperature Range (°C /°F)	28-32 / 82.4-89.6
ErP Lot 3/6 Ready	✓
(EU) No 617/2013 Compliance	✓
ALPM (Alternative Low Power Mode) compatible	✓
ATX v3.1 PSU Power Excursion	✓

Performance Summary

115V

Accredited	
Average Efficiency (>1450 load combinations)	90.064%
Average Noise Output (>1450 Load Combinations)	28.50dBA
Average PF (>1450 Load Combinations)	0.990
Efficiency With 10W (≤500W) or 2% (>500W) Load	73.260%
Standby Power Consumption	0.0534W
Non-Accredited	
12V Ripple (Full Load)	22.04mV
5V Ripple (Full Load)	8.07mV
3.3V Ripple (Full Load)	11.50mV
5VSB Ripple (Full Load)	10.65mV
12V Load Regulation	0.26%
5V Load Regulation	0.64%
3.3V Load Regulation	0.81%
5VSB Load Regulation	3.11%
Inrush Current	21.570A

230V

Accredited	
Average Efficiency (>1450 load combinations)	92.072%
Average Noise Output (>1450 Load Combinations)	28.09dBA
Average PF (>1450 Load Combinations)	0.958
Efficiency With 10W (≤500W) or 2% (>500W) Load	73.458%
Standby Power Consumption	0.0998W
Non-Accredited	
12V Ripple (Full Load)	23.57mV
5V Ripple (Full Load)	8.18mV
3.3V Ripple (Full Load)	10.90mV

5VSB Ripple (Full Load)	10.13mV	
12V Load Regulation	0.24%	
5V Load Regulation	0.60%	
3.3V Load Regulation	0.81%	
5VSB Load Regulation	3.13%	
Inrush Current	33.250A	
12V Transient Response (200%)	11.31V	
5V Transient Response (200%)	4.931V	
3.3V Transient Response (200%)	3.218V	
5VSB Transient Response (200%)	4.962V	
Hold-Up Time & PWR_OK Signal	24.30ms	
AC Loss to PWR_OK Hold Up Time	21.20ms	
PWR_OK Inactive to DC Loss Delay	3.10ms	
PSU Timings: T1 (20% / 100%)	87.0ms	87.0ms
PSU Timings: T3 (20% / 100%)	120.0ms	120.0ms
12V OCP (30.6°C / 45.4°C)	119.20A (136.23%), 12.010V	114.60A (130.97%), 12.029V
5V OCP (30.6°C / 45.4°C)	26.5A (132.50%), 5.062V	28.2A (141.00%), 5.053V
3.3V OCP (30.6°C / 45.4°C)	30.4A (152.00%), 3.328V	30.1A (150.50%), 3.323V
5VSB OCP (30.6°C / 45.4°C)	4.6A (153.33%), 4.977V	4.4A (146.67%), 4.977V
OPP (27.60°C / 44.51°C)	134.58%	128.91%

Hold-Up Time & PWR_OK Signal

Hold-Up Time (ms)	24.3
AC Loss to PWR_OK Hold Up Time (ms)	21.2
PWR_OK Inactive to DC Loss Delay (ms)	3.1

Tables

115V

Detailed Results						
	Average	Min	Limit Min	Max	Limit Max	Result
Mains Voltage RMS:	114.92 V	114.90 V	113.85 V	114.93 V	116.15 V	PASS
Mains Frequency:	60.00 Hz	59.99 Hz	59.40 Hz	60.01 Hz	60.60 Hz	PASS
Mains Voltage CF:	1.415	1.415	1.340	1.416	1.490	PASS
Mains Voltage THD:	0.13 %	0.11 %	N/A	0.15 %	2.00 %	PASS
Real Power:	0.053 W	0.048 W	N/A	0.059 W	N/A	N/A
Apparent Power:	10.246 W	10.237 W	N/A	10.252 W	N/A	N/A
Power Factor:	0.005	N/A	N/A	N/A	N/A	N/A

230V

Detailed Results						
	Average	Min	Limit Min	Max	Limit Max	Result
Mains Voltage RMS:	229.99 V	229.96 V	227.70 V	230.01 V	232.30 V	PASS
Mains Frequency:	50.00 Hz	50.00 Hz	49.50 Hz	50.00 Hz	50.50 Hz	PASS
Mains Voltage CF:	1.415	1.415	1.340	1.416	1.490	PASS
Mains Voltage THD:	0.15 %	0.13 %	N/A	0.16 %	2.00 %	PASS
Real Power:	0.100 W	0.082 W	N/A	0.141 W	N/A	N/A
Apparent Power:	34.245 W	34.226 W	N/A	34.259 W	N/A	N/A
Power Factor:	0.003	N/A	N/A	N/A	N/A	N/A

Efficiency Graph

115V

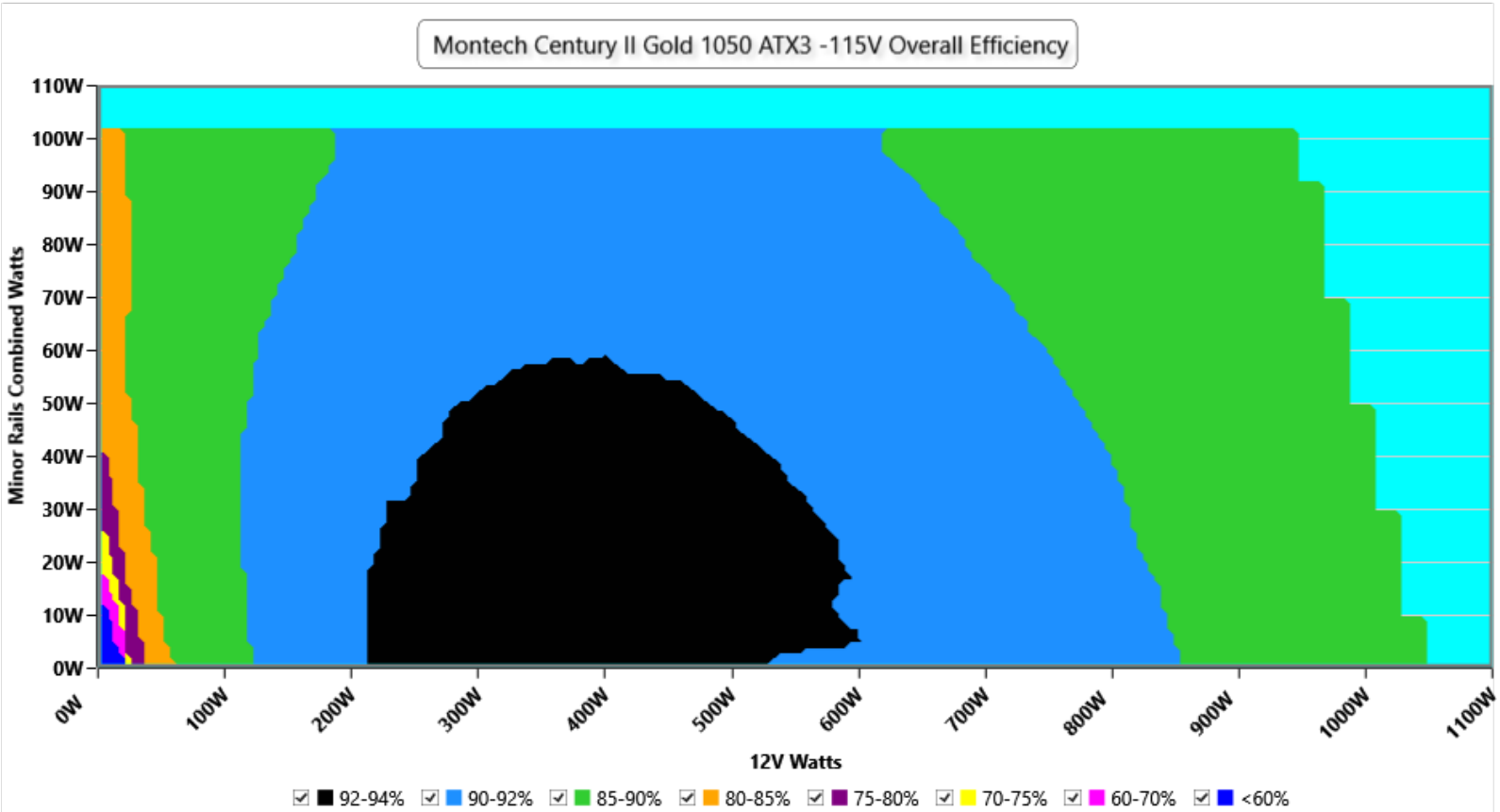

INFO

This graph depicts the PSU`s efficiency throughout its entire operational range. For the generation of the efficiency and noise graphs we set our loaders to auto mode through our custom-made software before trying thousands of possible load combinations

230V

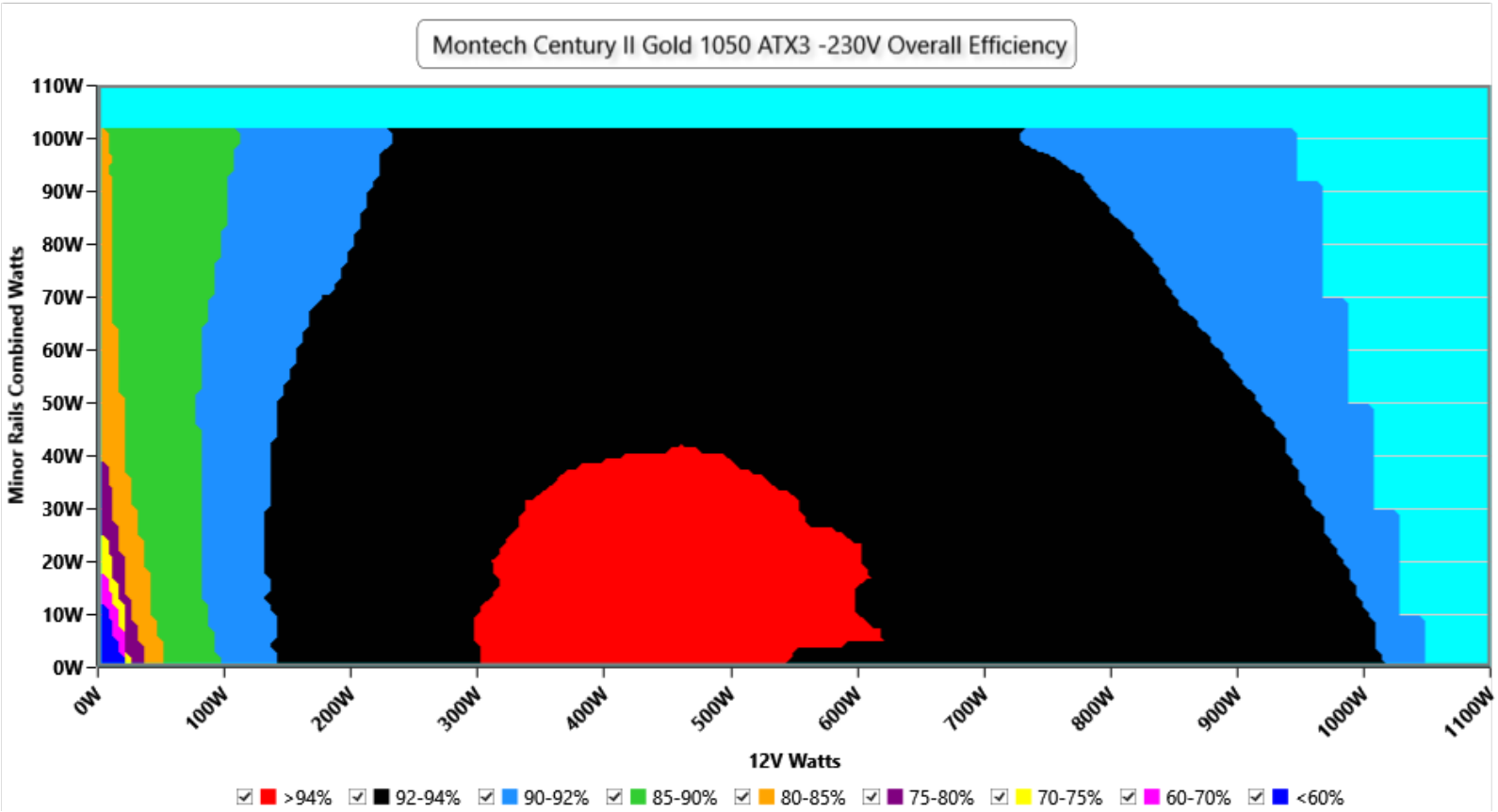

INFO

This graph depicts the PSU`s efficiency throughout its entire operational range. For the generation of the efficiency and noise graphs we set our loaders to auto mode through our custom-made software before trying thousands of possible load combinations

Noise Graph

115V

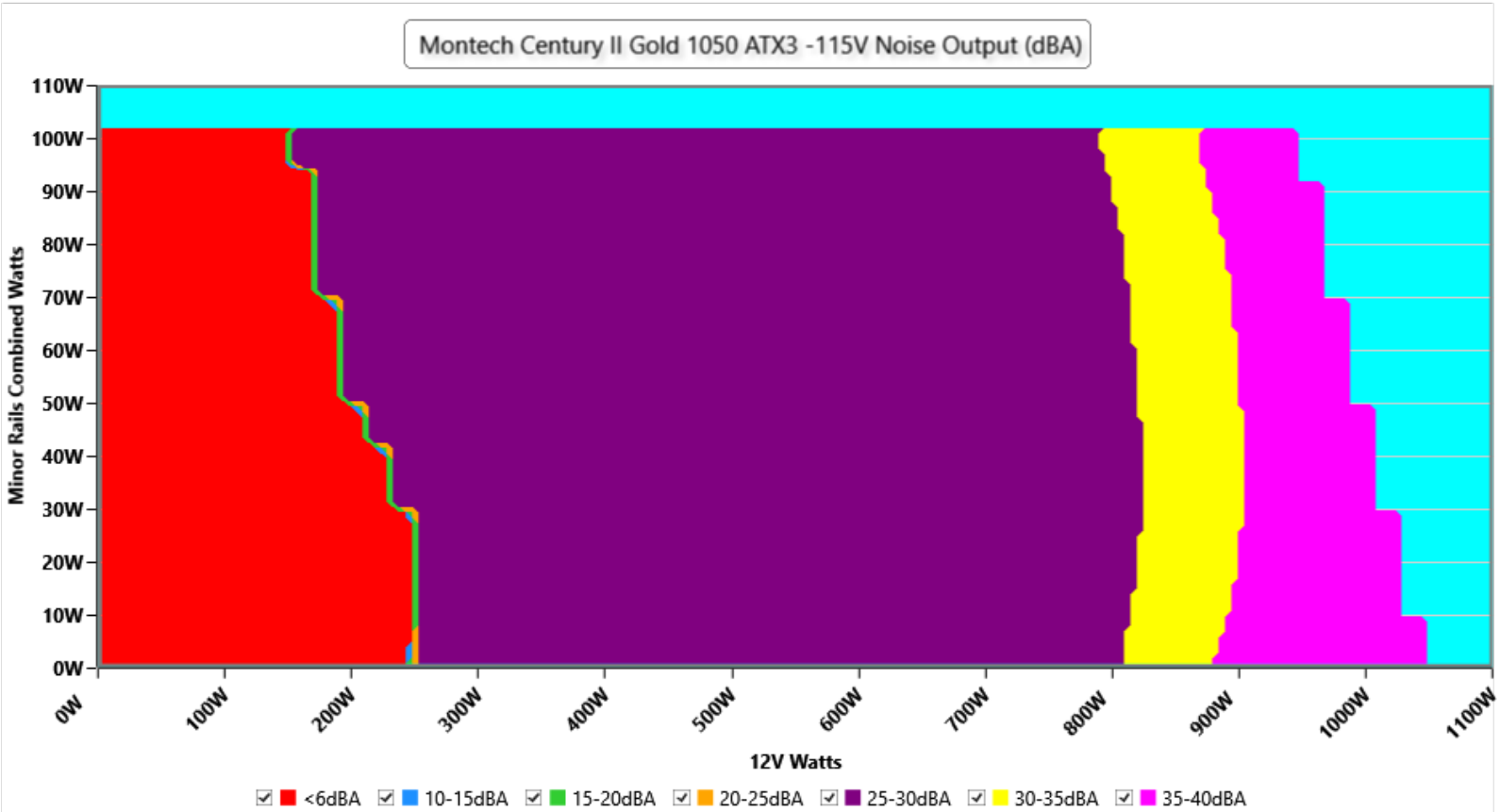

INFO

The PSU`s noise in its entire operational range and under 30-32 °C ambient is depicted in this graph. The X axis represents the load on the +12V rail(s) while the Y axis is the load on the minor rails

230V

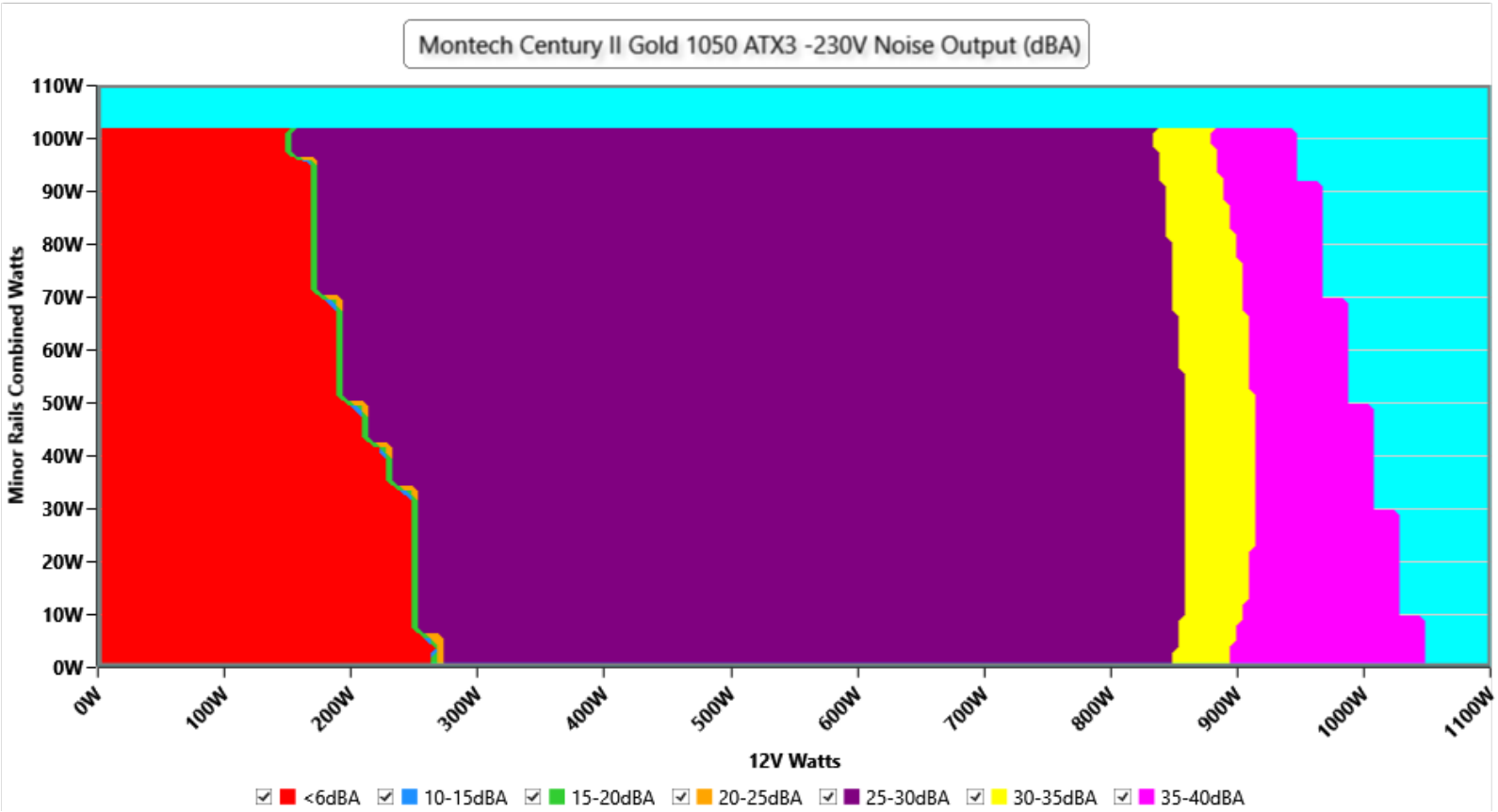

INFO

The PSU`s noise in its entire operational range and under 30-32 °C ambient is depicted in this graph. The X axis represents the load on the +12V rail(s) while the Y axis is the load on the minor rails

Conducted Emissions EN 55032 & CISPR 32

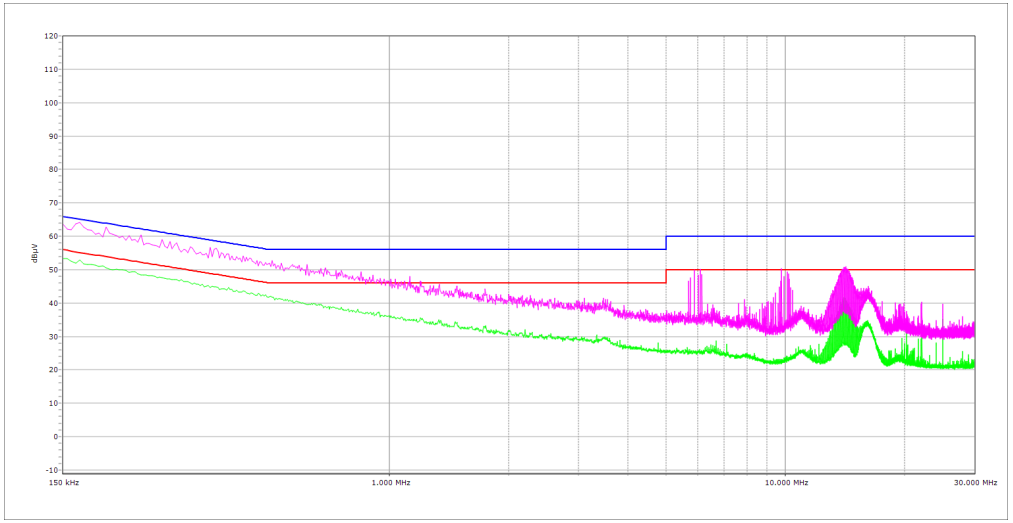

NEUTRAL

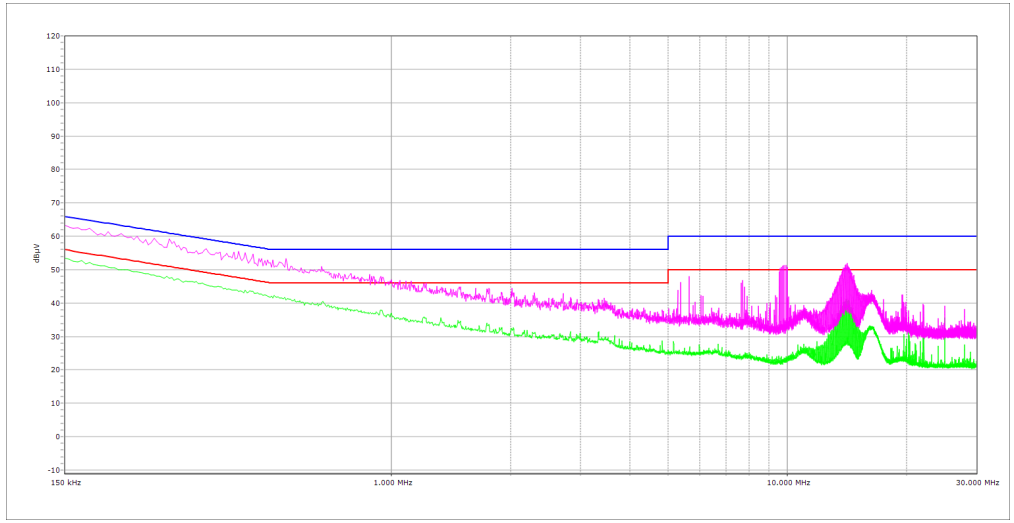

PHASE

Indicative Performance

Efficiency under high ambient temperature

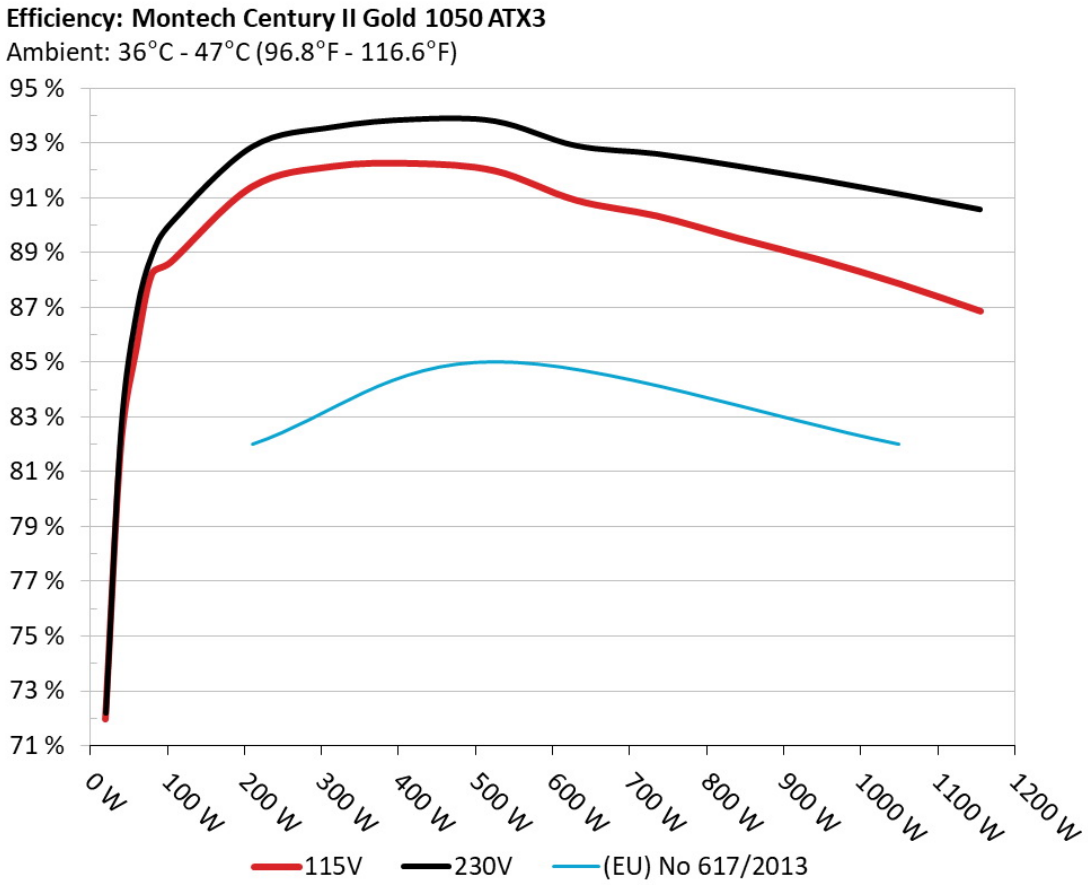

INFO

The PSU`s efficiency under high ambient temperatures with 115V and 230V input. For this graph the results of the 10-110% load regulation table are used

5VSB Efficiency

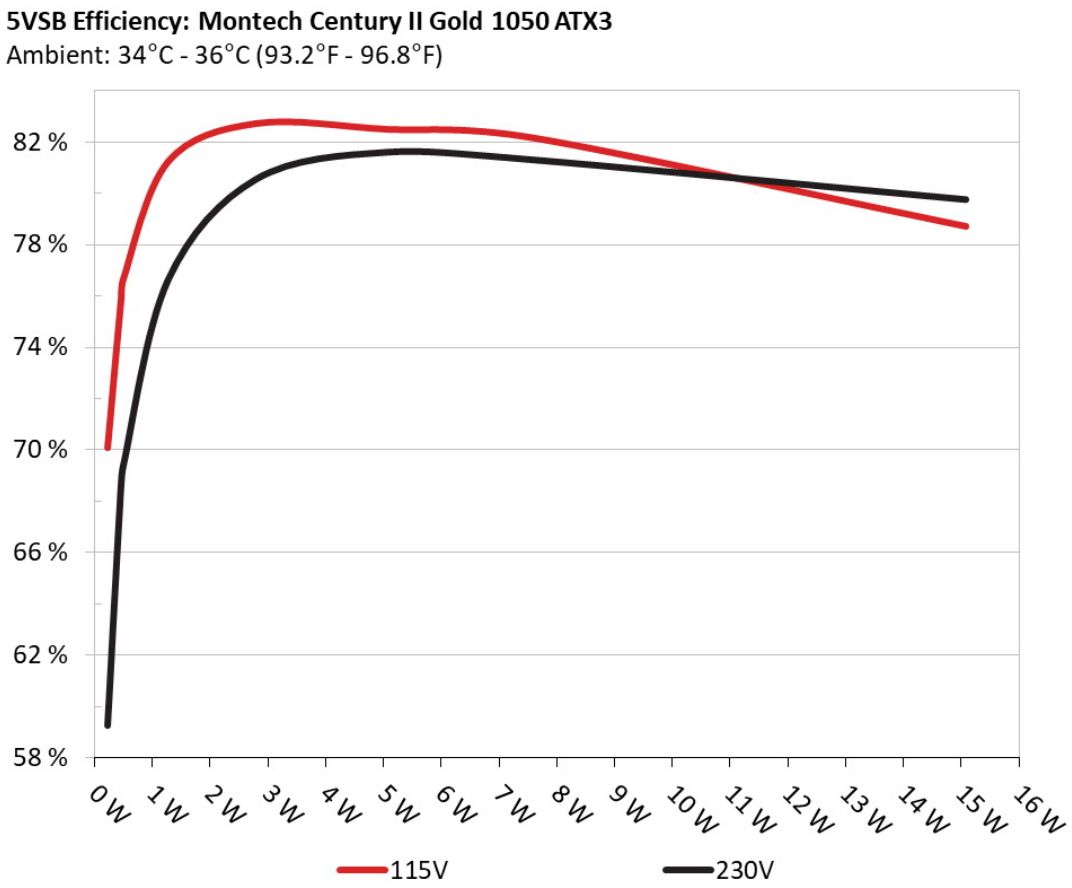

INFO

This graph depicts the efficiency levels of the 5VSB rail with 115V and 230V input

5VSB Efficiency (ERP LOT 3/6 & CEC)

115V

Test #	5VSB	DC/AC (Watts)	Efficiency	PF/AC Volts
1	**0.045A**	0.23W	70.073%	0.032
	5.102V	0.328W		114.97V
2	**0.09A**	0.459W	75.763%	0.058
	5.104V	0.606W		114.97V
3	**0.55A**	2.802W	82.732%	0.26
	5.093V	3.387W		114.97V
4	**1A**	5.082W	82.505%	0.366
	5.081V	6.16W		114.97V
5	**1.5A**	7.604W	82.169%	0.426
	5.068V	9.254W		114.97V
6	**3A**	15.087W	78.716%	0.507
	5.028V	19.166W		114.96V

230V

Test #	5VSB	DC/AC (Watts)	Efficiency	PF/AC Volts
1	**0.045A**	0.23W	59.28%	0.011
	5.106V	0.388W		230.09V
2	**0.09A**	0.46W	68.545%	0.02
	5.106V	0.671W		230.09V
3	**0.55A**	2.802W	80.53%	0.098
	5.094V	3.48W		230.1V
4	**1A**	5.083W	81.582%	0.164
	5.082V	6.231W		230.1V
5	**1.5A**	7.605W	81.28%	0.226
	5.069V	9.357W		230.1V
6	**3A**	15.088W	79.738%	0.344
	5.029V	18.922W		230.09V

Protection Features

OCP (Normal @ 30.6°C)	12V: 119.20A (136.23%), 12.010V 5V: 26.5A (132.50%), 5.062V 3.3V: 30.4A (152.00%), 3.328V 5VSB: 4.6A (153.33%), 4.977V
OCP (Hot @ 45.4°C)	12V: 114.60A (130.97%), 12.029V 5V: 28.2A (141.00%), 5.053V 3.3V: 30.1A (150.50%), 3.323V 5VSB: 4.4A (146.67%), 4.977V
OPP (Normal @ 27.6°C)	1413.08W (134.58%)
OPP (Hot @ 44.5°C)	1353.59W (128.91%)
OTP	✓ (100°C @ Secondary Side)
SCP	12V to Earth: ✓ 5V to Earth: ✓ 3.3V to Earth: ✓ 5VSB to Earth: ✓ -12V to Earth: ✓
PWR_OK	Proper Operation
UVP (Full Load @ 90V)	✓
UVP (No Damage @ 80V)	✓
Conducted Emissions EN55032 & CISPR 32	✓
NLO	✓
Fan Failure Protection	✗
SIP	Surge: MOV Inrush: NTC & Bypass Relay

Supplementary Tests (For Reference)

Typical Load Tests

115V

Test	12V	5V	3.3V	5VSB	DC/AC (Watts)	Efficiency	Fan Speed (RPM)	PSU Noise (dB[A])	Temps (In/Out)	PF/AC Volts
10%	**6.918A**	**1.98A**	**1.976A**	**0.986A**	105.006	88.644%	0	<6.0	48.83°C	0.979
	12.055V	5.053V	3.342V	5.071V	118.456				40.13°C	114.89V
20%	**14.864A**	**2.972A**	**2.966A**	**1.187A**	210.025	91.392%	1024	28.6	40.64°C	0.985
	12.050V	5.049V	3.339V	5.058V	229.806				45.82°C	114.86V
30%	**23.170A**	**3.477A**	**3.467A**	**1.388A**	315.059	92.138%	1024	28.6	41.05°C	0.988
	12.041V	5.035V	3.333V	5.045V	341.945				47.38°C	114.83V
40%	**31.474A**	**3.976A**	**3.965A**	**1.59A**	419.989	92.245%	1026	28.7	41.73°C	0.992
	12.035V	5.033V	3.33V	5.033V	455.296				47.19°C	114.8V
50%	**39.464A**	**4.97A**	**4.959A**	**1.794A**	525.323	91.975%	1030	28.8	42.43°C	0.994
	12.031V	5.032V	3.328V	5.02V	571.156				48.72°C	114.78V
60%	**47.380A**	**5.967A**	**5.955A**	**1.998A**	629.888	90.905%	1032	28.9	42.75°C	0.995
	12.032V	5.03V	3.326V	5.006V	692.905				50.45°C	114.75V
70%	**55.363A**	**6.964A**	**6.953A**	**2.204A**	735.229	90.327%	1035	29	43.06°C	0.996
	12.032V	5.029V	3.324V	4.992V	813.969				52.87°C	114.71V
80%	**63.337A**	**7.96A**	**7.951A**	**2.31A**	840.064	89.517%	1376	36.6	43.81°C	0.997
	12.033V	5.027V	3.321V	4.98V	938.446				54.6°C	114.68V
90%	**71.738A**	**8.462A**	**8.439A**	**2.416A**	945.466	88.734%	1639	40.6	44.31°C	0.997
	12.030V	5.024V	3.319V	4.969V	1065.509				55.1°C	114.65V
100%	**79.873A**	**8.963A**	**8.957A**	**3.034A**	1050.259	87.847%	1894	44.6	45.1°C	0.998
	12.026V	5.022V	3.316V	4.945V	1195.551				56.12°C	114.62V
110%	**87.884A**	**9.961A**	**10.05A**	**3.039A**	1154.902	86.851%	1995	46	46.45°C	0.998
	12.022V	5.021V	3.314V	4.936V	1329.752				58.55°C	114.58V
CL1	**0.118A**	**11.966A**	**11.917A**	**0A**	101.34	82.511%	1041	29.1	40.48°C	0.981
	12.082V	5.032V	3.332V	5.084V	122.821				48.51°C	114.89V

Test	12V	5V	3.3V	5VSB	DC/AC (Watts)	Efficiency	Fan Speed (RPM)	PSU Noise (dB[A])	Temps (In/Out)	PF/AC Volts
CL2	**0.118A**	**19.891A**	**0A**	**0A**	101.415	81.09%	1049	29.4	40.74°C	0.981
	12.067V	5.028V	3.342V	5.09V	125.066				47.6°C	114.89V
CL3	**0.116A**	**0A**	**19.833A**	**0A**	67.412	76.371%	1032	28.9	41.95°C	0.968
	12.064V	5.047V	3.328V	5.09V	88.271				45.8°C	114.9V
CL4	**87.461A**	**0A**	**0A**	**0A**	1049.94	88.839%	1445	37.9	45.62°C	0.997
	12.004V	5.037V	3.325V	5.039V	1181.858				55.63°C	114.63V

The results above are not used in the certification process

230V

Test	12V	5V	3.3V	5VSB	DC/AC (Watts)	Efficiency	Fan Speed (RPM)	PSU Noise (dB[A])	Temps (In/Out)	PF/AC Volts
10%	**6.918A**	**1.98A**	**1.976A**	**0.986A**	104.996	90.1%	0	<6.0	47.61°C	0.849
	12.055V	5.052V	3.341V	5.071V	116.53				40.07°C	230.01V
20%	**14.862A**	**2.97A**	**2.965A**	**1.187A**	210.007	92.876%	0	<6.0	48.66°C	0.94
	12.050V	5.052V	3.34V	5.058V	226.115				40.98°C	229.99V
30%	**23.166A**	**3.475A**	**3.465A**	**1.388A**	315.04	93.591%	1030	28.8	41.21°C	0.964
	12.043V	5.038V	3.334V	5.046V	336.611				45.41°C	229.98V
40%	**31.468A**	**3.976A**	**3.965A**	**1.59A**	419.96	93.876%	1030	28.8	41.83°C	0.975
	12.036V	5.033V	3.33V	5.033V	447.358				46.07°C	229.97V
50%	**39.464A**	**4.971A**	**4.959A**	**1.793A**	525.291	93.806%	1033	28.9	42.09°C	0.98
	12.031V	5.031V	3.328V	5.02V	559.976				47.22°C	229.95V
60%	**47.380A**	**5.967A**	**5.955A**	**1.998A**	629.859	92.913%	1037	29	42.9°C	0.986
	12.031V	5.03V	3.326V	5.006V	677.906				49.06°C	229.93V
70%	**55.357A**	**6.964A**	**6.953A**	**2.204A**	735.214	92.614%	1041	29.1	43.13°C	0.988
	12.033V	5.029V	3.324V	4.992V	793.853				51.16°C	229.92V
80%	**63.342A**	**7.959A**	**7.95A**	**2.31A**	840.038	92.169%	1242	34	43.75°C	0.989
	12.032V	5.028V	3.322V	4.98V	911.416				52.64°C	229.91V
90%	**71.739A**	**8.461A**	**8.438A**	**2.415A**	945.449	91.677%	1604	40.3	44.43°C	0.99
	12.029V	5.025V	3.319V	4.969V	1031.283				53.05°C	229.88V

Test	12V	5V	3.3V	5VSB	DC/AC (Watts)	Efficiency	Fan Speed (RPM)	PSU Noise (dB[A])	Temps (In/Out)	PF/AC Volts
100%	**79.879A**	**8.964A**	**8.957A**	**3.034A**	1050.284	91.143%	1888	44.5	45.34°C	0.991
	12.026V	5.022V	3.316V	4.945V	1152.35				54.08°C	229.86V
110%	**87.889A**	**9.961A**	**10.049A**	**3.039A**	1154.929	90.585%	1995	46	46.84°C	0.992
	12.022V	5.021V	3.314V	4.936V	1274.974				56.31°C	229.84V
CL1	**0.118A**	**11.972A**	**11.919A**	**0A**	101.341	84.093%	1040	29.1	40.12°C	0.858
	12.079V	5.03V	3.331V	5.085V	120.512				45.9°C	229.98V
CL2	**0.118A**	**19.899A**	**0A**	**0A**	101.418	82.414%	1048	29.4	41.85°C	0.861
	12.063V	5.026V	3.342V	5.091V	123.059				46.26°C	229.98V
CL3	**0.116A**	**0A**	**19.825A**	**0A**	67.414	77.194%	1035	29	41.79°C	0.779
	12.062V	5.052V	3.329V	5.09V	87.331				43.65°C	229.99V
CL4	**87.455A**	**0A**	**0A**	**0A**	1049.985	92.018%	1530	39.5	45.83°C	0.991
	12.006V	5.04V	3.326V	5.039V	1141.065				54.56°C	229.86V

The results above are not used in the certification process

Light Load Tests

115V

Test	12V	5V	3.3V	5VSB	DC/AC (Watts)	Efficiency	Fan Speed (RPM)	PSU Noise (dB[A])	Temps (In/Out)	PF/AC Volts
20W	**1.234A**	**0.495A**	**0.494A**	**0.196A**	20.015	71.953%	0	<6.0	41.97°C	0.811
	12.049V	5.05V	3.343V	5.099V	27.817				36.56°C	114.93V
40W	**2.712A**	**0.693A**	**0.691A**	**0.295A**	40.013	81.913%	0	<6.0	42.95°C	0.919
	12.057V	5.052V	3.343V	5.095V	48.848				37.48°C	114.93V
60W	**4.192A**	**0.891A**	**0.889A**	**0.393A**	60.013	85.467%	0	<6.0	43.54°C	0.958
	12.055V	5.053V	3.343V	5.091V	70.219				38.25°C	114.92V
80W	**5.670A**	**1.089A**	**1.086A**	**0.492A**	79.994	88.197%	0	<6.0	47.21°C	0.972
	12.055V	5.054V	3.343V	5.086V	90.698				39.4°C	114.9V

The results above are not used in the certification process

230V

Test	12V	5V	3.3V	5VSB	DC/AC (Watts)	Efficiency	Fan Speed (RPM)	PSU Noise (dB[A])	Temps (In/Out)	PF/AC Volts
20W	**1.234A**	**0.495A**	**0.494A**	**0.196A**	20.011	72.195%	0	<6.0	43.09°C	0.447
	12.044V	5.05V	3.343V	5.1V	27.717				36.26°C	230.03V
40W	**2.713A**	**0.693A**	**0.691A**	**0.295A**	40.009	82.64%	0	<6.0	42.6°C	0.605
	12.052V	5.051V	3.343V	5.096V	48.416				37.59°C	230.03V
60W	**4.194A**	**0.891A**	**0.889A**	**0.393A**	60.008	86.826%	0	<6.0	43.82°C	0.718
	12.051V	5.051V	3.342V	5.092V	69.112				38.15°C	230.02V
80W	**5.671A**	**1.089A**	**1.086A**	**0.492A**	79.979	88.93%	0	<6.0	46.25°C	0.786
	12.052V	5.051V	3.342V	5.087V	89.935				39.3°C	230.02V

The results above are not used in the certification process

Ripple Measurements

115V

Test	12V	5V	3.3V	5VSB	Pass/Fail
10% Load	12.42mV	6.43mV	4.68mV	6.62mV	Pass
20% Load	14.10mV	6.38mV	4.38mV	7.03mV	Pass
30% Load	12.52mV	7.24mV	4.58mV	7.23mV	Pass
40% Load	12.31mV	6.58mV	4.73mV	7.44mV	Pass
50% Load	12.97mV	7.04mV	5.44mV	7.03mV	Pass
60% Load	12.82mV	6.73mV	4.93mV	6.88mV	Pass
70% Load	12.36mV	7.09mV	5.44mV	7.90mV	Pass
80% Load	15.06mV	6.99mV	8.04mV	7.64mV	Pass
90% Load	22.08mV	7.45mV	8.29mV	7.74mV	Pass
100% Load	22.04mV	8.07mV	11.50mV	10.65mV	Pass
110% Load	23.53mV	8.29mV	12.01mV	10.12mV	Pass
Crossload1	18.13mV	7.38mV	9.05mV	7.78mV	Pass
Crossload2	12.21mV	7.04mV	4.07mV	7.08mV	Pass

Test	12V	5V	3.3V	5VSB	Pass/Fail
Crossload3	12.72mV	6.63mV	10.28mV	6.78mV	Pass
Crossload4	20.38mV	7.75mV	8.48mV	9.84mV	Pass

The results above are not used in the certification process

230V

Test	12V	5V	3.3V	5VSB	Pass/Fail
10% Load	11.70mV	6.84mV	4.47mV	7.03mV	Pass
20% Load	13.53mV	6.58mV	4.58mV	7.03mV	Pass
30% Load	12.01mV	6.68mV	5.80mV	7.13mV	Pass
40% Load	12.72mV	6.68mV	4.78mV	7.03mV	Pass
50% Load	12.97mV	6.68mV	5.49mV	6.83mV	Pass
60% Load	11.96mV	6.94mV	5.29mV	7.49mV	Pass
70% Load	13.28mV	6.63mV	6.15mV	7.59mV	Pass
80% Load	13.23mV	6.94mV	8.34mV	7.64mV	Pass
90% Load	20.76mV	7.91mV	8.49mV	7.54mV	Pass
100% Load	23.57mV	8.18mV	10.90mV	10.13mV	Pass
110% Load	22.84mV	8.28mV	11.41mV	10.13mV	Pass
Crossload1	16.39mV	7.62mV	8.63mV	7.86mV	Pass
Crossload2	10.89mV	7.55mV	4.07mV	6.78mV	Pass
Crossload3	11.25mV	6.63mV	10.12mV	7.18mV	Pass
Crossload4	19.88mV	8.01mV	8.20mV	9.31mV	Pass

The results above are not used in the certification process

Montech Century II Gold 1050 ATX3

Top side

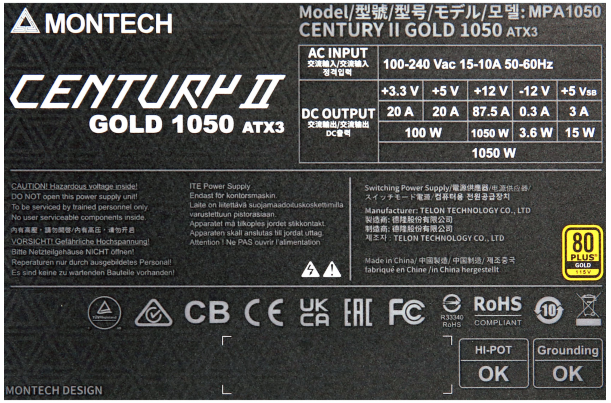

Power specifications label

Cybenetics □□□□□□□□□□□□□□□□□□ ETA□□□□ LAMBDA□□□□ SAFE□□□□□□□□□□□□□□□□□ DELTA□□□□□□□ PHI□□□□□□□□□

CYBENETICS LTD Syrou 6, Latsia, 2231, Nicosia Cyprus

www.cybenetics.com - info@cybenetics.com