Make It Yours.

Cooler Master MWE GOLD 850 V3 Non-modular

MPE8506ACAGBEU2251600001

Lab ID CM85002825

Certification ID 252825

Test Result Report ID: 25PS2825A

Certificate Issue Date: Jun 4, 2025

Scheme: ETA-EMI PSU

115V 230V

Scheme: LAMBDA PSU

115V 230V

Outside Validation Scope

General Information

Test Equipment

Electronic Loads	Chroma 63601-5 x2 Chroma 63600-2 Chroma 63640-80-80 x10 Chroma 63610-80-20
AC Sources	Chroma 6530, APM SP300VAC4000W-P, GW Instek ASR-3500
Power Analyzers	Rohde & Schwarz HMC8015 & NPA701
Oscilloscopes	Picoscope 4444, Siglent SDS2104X PLUS
Sound Analyzer	Bruel & Kjaer 2270 G4
Microphone	Bruel & Kjaer Type 4955-A
Temperature Logger	Picoscope TC-08
Tachometer	UNI-T UT372
Multimeters	Keysight 34465A
EMI Analyzer	TekBox TBMR-110M-EU
Isolation Transformer	4kVA
UPS	FSP Champ Tower 3kVA, CyberPower OLS3000E 3kVA
Testing Methodology	Cybenetics PSU Test Protocol

DUT Information(Non-accredited measurements)

Product Identification Details	
Brand	Cooler Master
Model	MWE GOLD 850 V3 Non-modular
OEM/ODM	Gospower
Serial Number	MPE8506ACAGBEU2251600001
Product Specifications	
Manufacturer-Provided Information	
□□□□ (Vrms)	100-240
□□□□ (Arms)	6-10

□□□□ (Hz)	50-60
□□□□ (W)	850
Operating Temperature (Continuous Full Load) (°C)	
□□	ATX12V
□□□□	Fixed cables
Warranty	-
Cybenetics Measurements	
Dimensions (W x H x D)	
Weight	
□□	120mm Fluid Dynamic Bearing Fan (HA1225H12F-Z)
□□□□□	✗
Cybenetics Testing Information	
Lab ID	CM85002825
Date of receipt	May 5, 2025
Testing Date	May 23, 2025
Report Issued Date	Jun 4, 2025
Engineer Name	-
Authorized By the Laboratory Technical Manager	Aristeidis Bitziopoulos
Signature	

□□□□ (Non-accredited measurements)

□□□□				
□□	□□□□	□□□□□□	**Gauge**	In Cable Capacitors
ATX □□ 24 pin (580mm)	1	1	18-20AWG	□
8 pin EPS 12V □□ (640mm) / 4+4 pin EPS 12V □□ (+120mm)	1	1 / 1	18AWG	□
6+2pin PCIe□□ (580mm+120mm)	2	4	16-18AWG	□
12+4 pin PCIe (640mm) (450W)	1	1	16-24AWG	□
SATA□□ (400mm+140mm+150mm)	2	6	18AWG	□
4-pin Molex (420mm+150mm+150mm)	1	3	18AWG	□
AC Power Cord (1365mm) - C13 coupler	1	1	17AWG	-

Protection Features(Manufacturer)

Over Power Protection	✓
Over Current (+12V) Protection	✓
Over Temperature Protection	✓
Short Circuit Protection	✓
Surge Protection	✓
Inrush Current Protection	✓
Fan Failure Protection	✗

□□□□

□		3.3V	5V	12V	5VSB	-12V
□□□□	□□	20	20	70.8	3	0.3
	□	100		849.6	15	3.6
□□□□□ (W)		850				

Parts Description

General Data	
Manufacturer (OEM)	Gospower
PCB Type	Single-Sided
Primary Side	
Transient Filter	4x Y caps, 2x X caps, 2x CM chokes, 1x MOV, 1x MPS HF81 (X Cap Bleeder)
Inrush Protection	1x NTC Thermistors MF72 2.5D-15 (2.5 Ohm @ 25 °C) & Relay
Bridge Rectifier(s)	2x Yangjie GBU3008 (800V, 30A @ 90°C)
APFC MOSFETs	2x Sanrise Tech SRC60R068BS (600V, 21.5A @ 125°C, Rds(on): 68mOhm)
APFC Boost Diode	1x Sanan SDS065J010C3 (650V, 10A @ 155°C)
Bulk Cap(s)	1x CapXon (450V, 680uF, 2000h @ 105°C, UJ)

Main Switchers	2x Sanrise Tech SRC60R090BS (600V, 18.7A @ 125°C, Rds(on): 90mOhm)
APFC Controller	Champion CM6500UNX
Resonant Controller	Champion CU6901VAC
Topology	Primary side: APFC, Half-Bridge & LLC Resonant Converter Secondary side: [12V] Synchronous Rectification & [Minor Rails] DC-DC converters
Secondary Side	
+12V MOSFETs	4x NCEPower NCEP40T17A (40V, 120A @ 100°C, Rds(on): 2.4mOhm)
5V & 3.3V	DC-DC Converters: 4x CRMicro CRTD055N03L (30V, 61A @ 100°C, Rds(on): 5.5mOhm) PWM Controller(s): 1x ANPECAPW7159C
Filtering Capacitors	Electrolytic: 7x Lelon (5000h @105°C, OCRK) 6x CapXon (2-5000h @105°C, KF) 1x CapXon (2-5000h @105°C, FH) 2x Lelon (4-10,000h @105°C, RZW) Polymer: 9x CapXon
Supervisor IC	IN1S3131-SAG
Fan Model	Hong Hua HA1225H12F-Z (120mm, 12V, 0.58A, Fluid Dynamic Bearing Fan)
5VSB	
Standby PWM Controller	Chipown PN8778

Test Results

Temperature & Compliance Info

□□□□ (°C /°F)	28-32 / 82.4-89.6
□□ ErP Lot3/6□□	✓
□□ (EU) No 617/2013□□	✓
ALPM (Alternative Low Power Mode) compatible	✓
ATX v3.1 PSU Power Excursion	✓
Conducted Emissions EN 55032 & CISPR 32	Passed

Performance Summary

115V

Accredited	
□□□□ (>1450 load combinations)	88.272%
Average Noise Output (>1450 Load Combinations)	27.06dBA
PF□□□ (>1450 Load Combinations)	0.986
Efficiency With 10W (≤500W) or 2% (>500W) Load	62.980%
□□□□□□	0.0735W
Non-Accredited	
12V Ripple (Full Load)	52.13mV
5V Ripple (Full Load)	26.90mV
3.3V Ripple (Full Load)	29.24mV
5VSB Ripple (Full Load)	21.36mV
12V Load Regulation	0.92%
5V Load Regulation	0.32%
3.3V Load Regulation	1.44%
5VSB Load Regulation	3.22%
Inrush Current	65.290A

230V

Accredited	
□□□□ (>1450 load combinations)	90.229%
Average Noise Output (>1450 Load Combinations)	27.20dBA
PF□□□ (>1450 Load Combinations)	0.946
Efficiency With 10W (≤500W) or 2% (>500W) Load	63.971%
□□□□□□	0.1709W
Non-Accredited	
12V Ripple (Full Load)	51.81mV
5V Ripple (Full Load)	26.21mV
3.3V Ripple (Full Load)	27.27mV

5VSB Ripple (Full Load)		20.64mV
12V Load Regulation		0.94%
5V Load Regulation		0.04%
3.3V Load Regulation		1.16%
5VSB Load Regulation		3.24%
Inrush Current		132.450A
12V Transient Response (200%)		11.18V
5V Transient Response (200%)		4.861V
3.3V Transient Response (200%)		3.170V
5VSB Transient Response (200%)		4.989V
□□□□ & PG□□		20.20ms
AC Loss to PWR_OK Hold Up Time		16.30ms
PWR_OK Inactive to DC Loss Delay		3.90ms
PSU Timings: T1 (20% / 100%)	64.0ms	61.0ms
PSU Timings: T3 (20% / 100%)	122.0ms	123.0ms
12V OCP (30.8°C / 43.9°C)	102.80A (145.20%), 11.992V	95.20A (134.46%), 12.012V
5V OCP (30.8°C / 43.9°C)	30A (150.00%), 5.002V	30.7A (153.50%), 4.997V
3.3V OCP (30.8°C / 43.9°C)	29.6A (148.00%), 3.226V	30.6A (153.00%), 3.225V
5VSB OCP (30.8°C / 43.9°C)	5A (166.67%), 5.012V	5.1A (170.00%), 5.006V
OPP (30.58°C / 42.45°C)	142.67%	135.61%

□□□□ & PG□□

Hold-Up Time (ms)	20.2
AC Loss to PWR_OK Hold Up Time (ms)	16.3
PWR_OK Inactive to DC Loss Delay (ms)	3.9

Tables

115V

Detailed Results						
	Average	Min	Limit Min	Max	Limit Max	Result
Mains Voltage RMS:	114.93 V	114.85 V	113.85 V	115.03 V	116.15 V	PASS
Mains Frequency:	60.01 Hz	59.96 Hz	59.40 Hz	60.07 Hz	60.60 Hz	PASS
Mains Voltage CF:	1.421	1.419	1.340	1.423	1.490	PASS
Mains Voltage THD:	0.33 %	0.24 %	N/A	0.42 %	2.00 %	PASS
Real Power:	0.073 W	0.061 W	N/A	0.090 W	N/A	N/A
Apparent Power:	11.508 W	11.487 W	N/A	11.537 W	N/A	N/A
Power Factor:	0.006	N/A	N/A	N/A	N/A	N/A

230V

Detailed Results						
	Average	Min	Limit Min	Max	Limit Max	Result
Mains Voltage RMS:	229.89 V	229.78 V	227.70 V	230.00 V	232.30 V	PASS
Mains Frequency:	50.00 Hz	49.97 Hz	49.50 Hz	50.03 Hz	50.50 Hz	PASS
Mains Voltage CF:	1.417	1.415	1.340	1.419	1.490	PASS
Mains Voltage THD:	0.21 %	0.16 %	N/A	0.27 %	2.00 %	PASS
Real Power:	0.171 W	0.138 W	N/A	0.228 W	N/A	N/A
Apparent Power:	38.888 W	38.860 W	N/A	38.922 W	N/A	N/A
Power Factor:	0.004	N/A	N/A	N/A	N/A	N/A

□□□□□□

115V

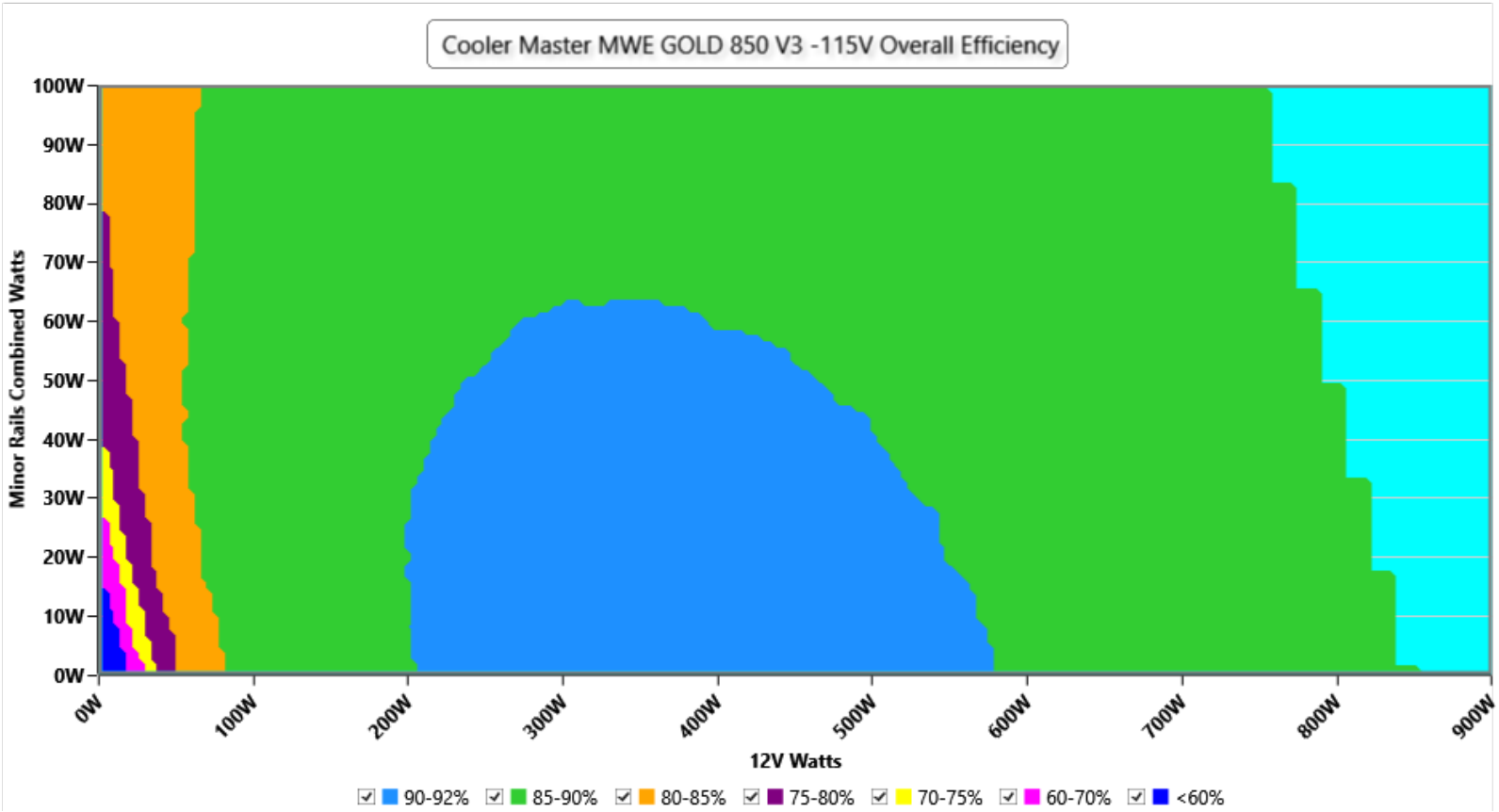

□□

This graph depicts the PSU`s efficiency throughout its entire operational range. For the generation of the efficiency and noise graphs we set our loaders to auto mode through our custom-made software before trying thousands of possible load combinations

230V

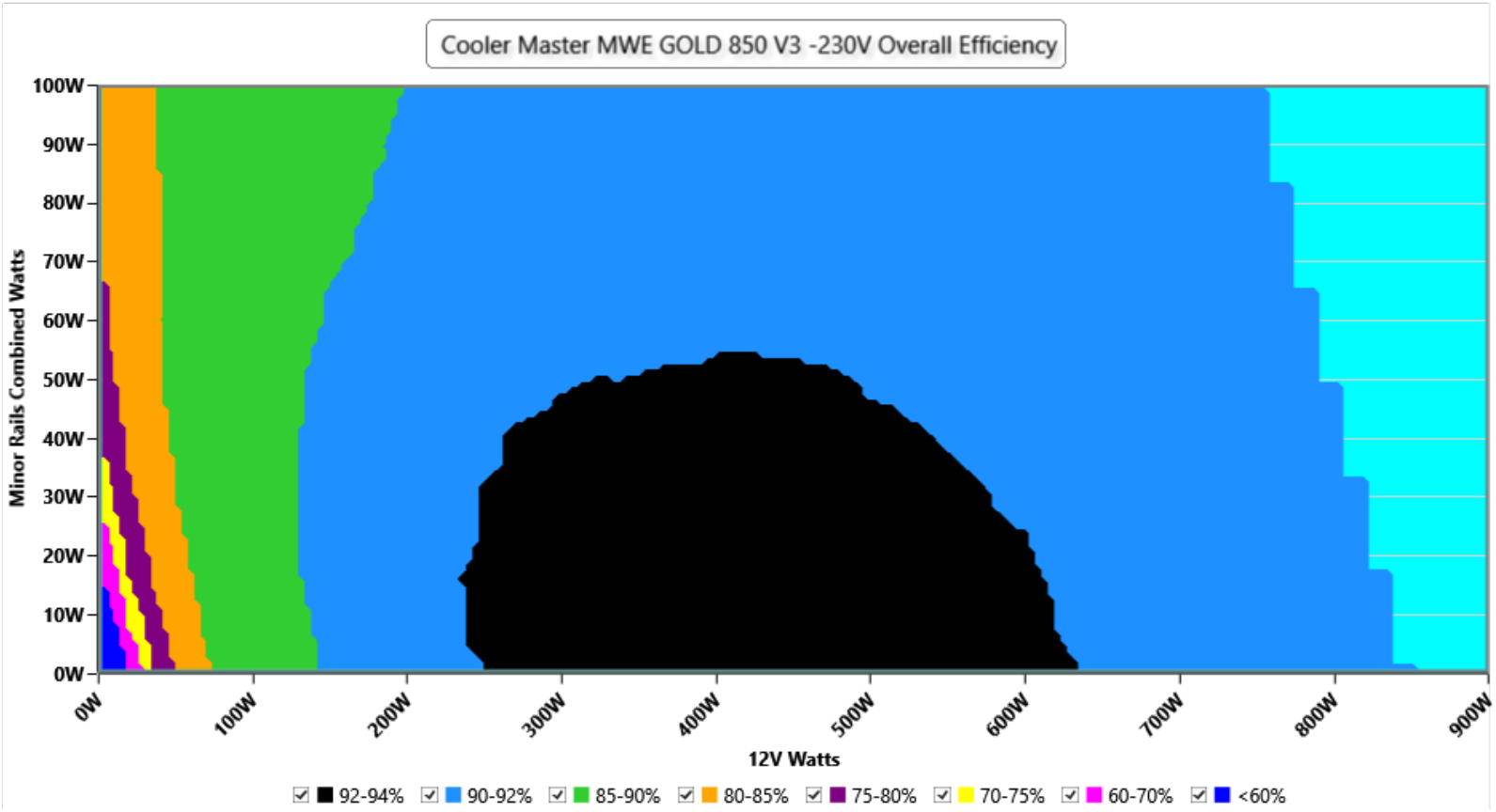

This graph depicts the PSU`s efficiency throughout its entire operational range. For the generation of the efficiency and noise graphs we set our loaders to auto mode through our custom-made software before trying thousands of possible load combinations

□□□□□

115V

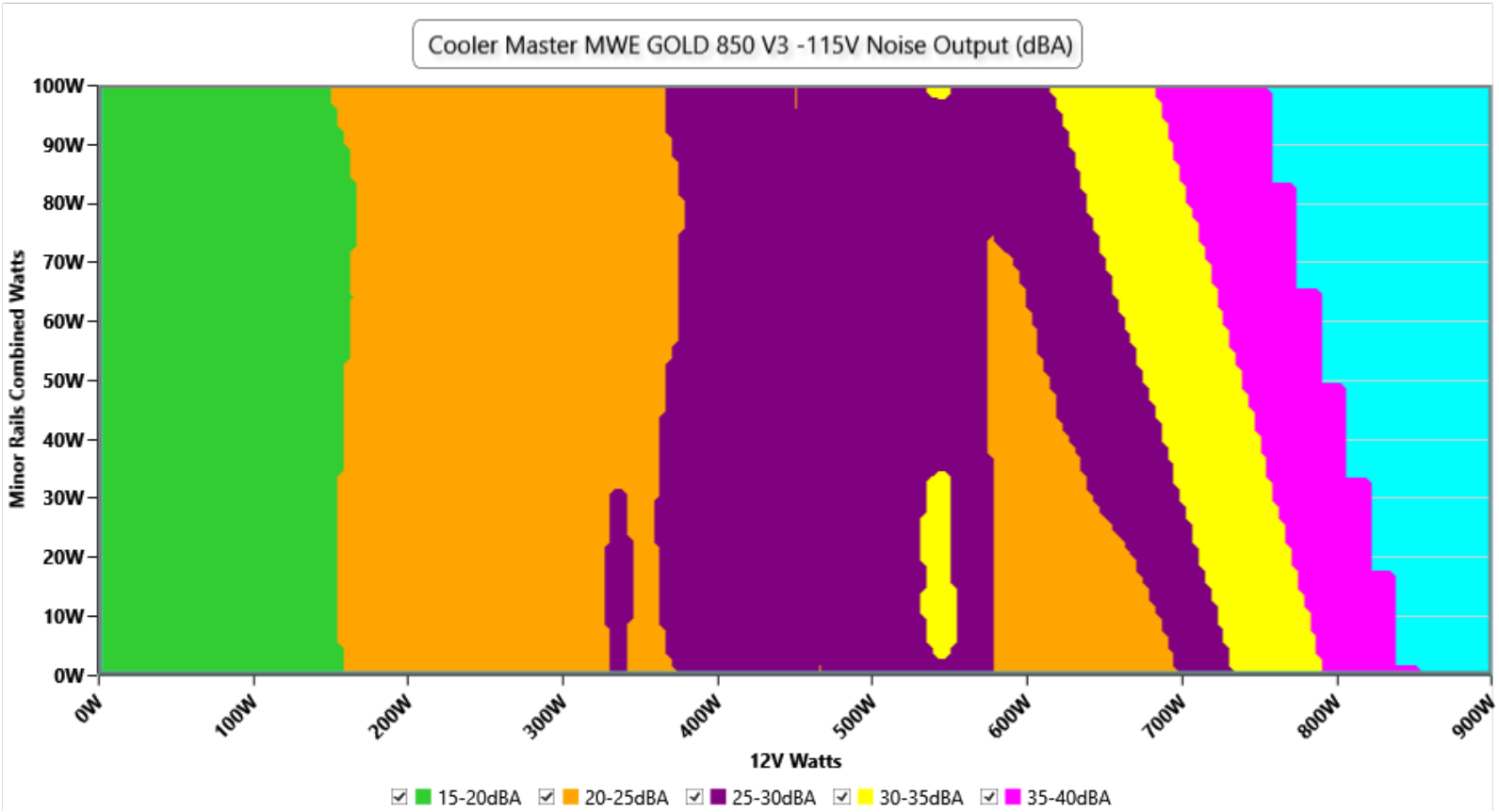

□□

The PSU`s noise in its entire operational range and under 30-32 °C ambient is depicted in this graph. The X axis represents the load on the +12V rail(s) while the Y axis is the load on the minor rails

230V

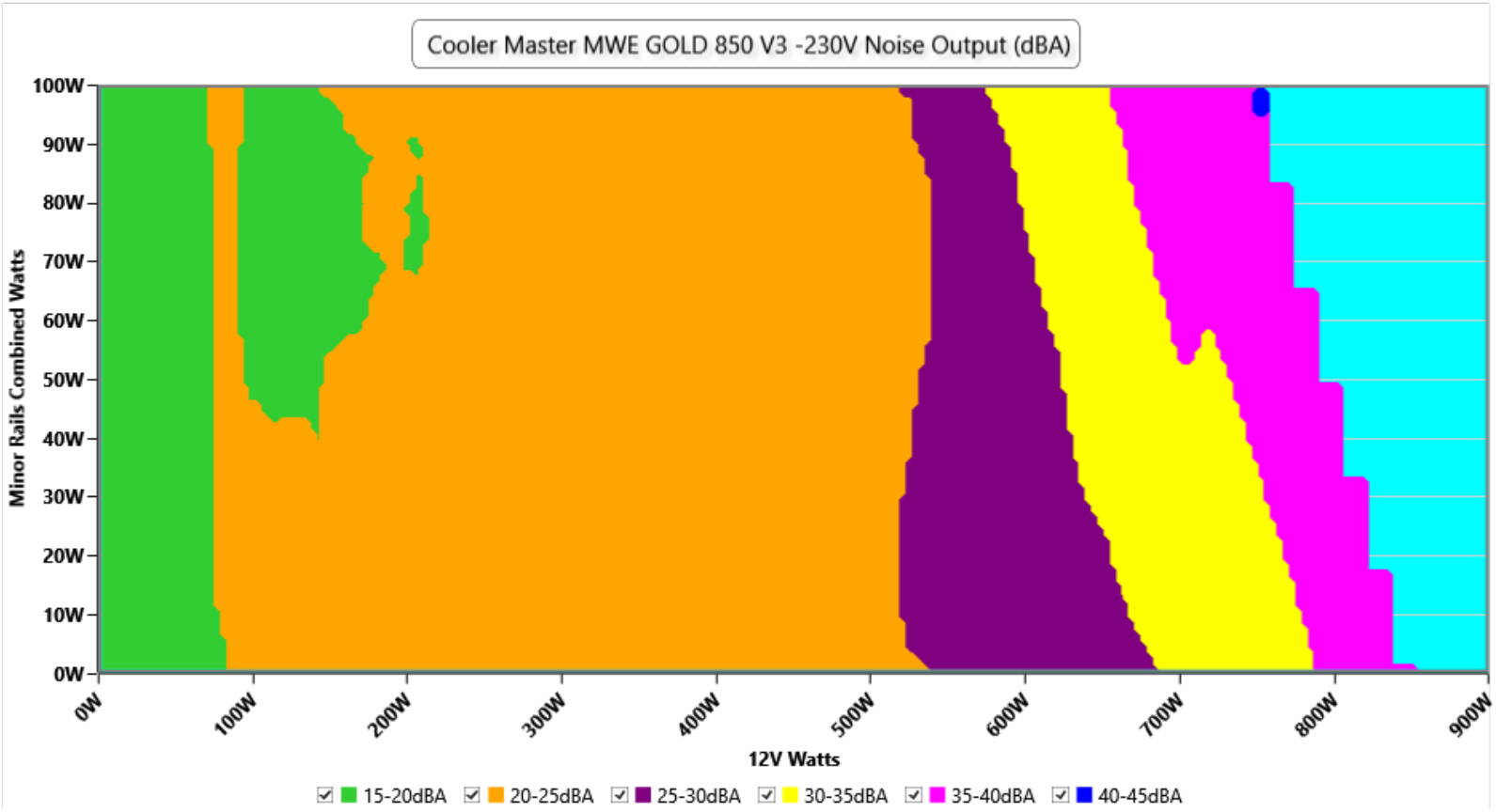

The PSU`s noise in its entire operational range and under 30-32 °C ambient is depicted in this graph. The X axis represents the load on the +12V rail(s) while the Y axis is the load on the minor rails

Noise under high ambient temperature (indicative)

115V

Load	Normal ambient fan · noise · intake	High ambient fan · noise · intake	Noise change
10%	824 RPM · 18.0 dB(A) · 30.9 °C	1405 RPM · 32.7 dB(A) · 40.2 °C	**+14.7 dB(A)**
20%	948 RPM · 20.3 dB(A) · 30.5 °C	1715 RPM · 37.9 dB(A) · 40.7 °C	**+17.6 dB(A)**
50%	1099 RPM · 24.8 dB(A) · 30.2 °C	2026 RPM · 43.4 dB(A) · 42.1 °C	**+18.6 dB(A)**
100%	1899 RPM · 41.3 dB(A) · 30.9 °C	2366 RPM · 46.6 dB(A) · 45.9 °C	**+5.3 dB(A)**

230V

Load	Normal ambient fan · noise · intake	High ambient fan · noise · intake	Noise change
10%	792 RPM · 15.2 dB(A) · 30.1 °C	1422 RPM · 32.9 dB(A) · 40.5 °C	**+17.7 dB(A)**
20%	794 RPM · 15.1 dB(A) · 30.1 °C	1452 RPM · 34.8 dB(A) · 40.5 °C	**+19.7 dB(A)**
50%	800 RPM · 15.4 dB(A) · 30.5 °C	1868 RPM · 40.9 dB(A) · 42.4 °C	**+25.5 dB(A)**
100%	1696 RPM · 37.5 dB(A) · 30.8 °C	2368 RPM · 46.6 dB(A) · 45.0 °C	**+9.1 dB(A)**

INFO

Fan speed, noise and the measured intake temperature at 10, 20, 50 and 100 % load, from the two load regulation tests: at normal ambient (about 30-32 °C) and at high ambient (about 40-47 °C). These are stabilized readings at fixed loads, not averages over the certification sweep, so they are indicative of how the fan behaves when it is hot. "<6.0" is the floor of our sound meter, with the fan stopped; with the fan stopped, the intake sensor can read higher than the chamber air.

Informational. Not part of the ETA or LAMBDA rating.

Conducted Emissions EN 55032 & CISPR 32

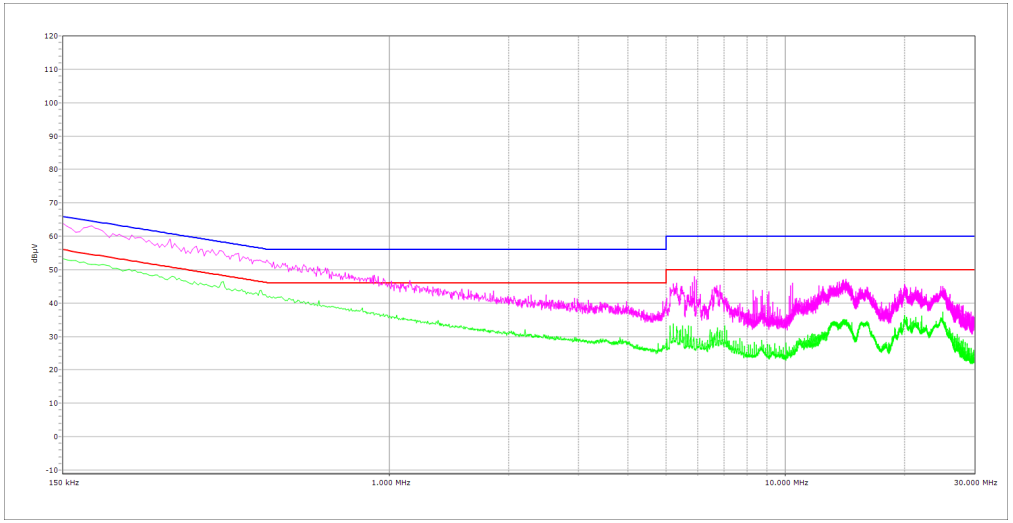

NEUTRAL

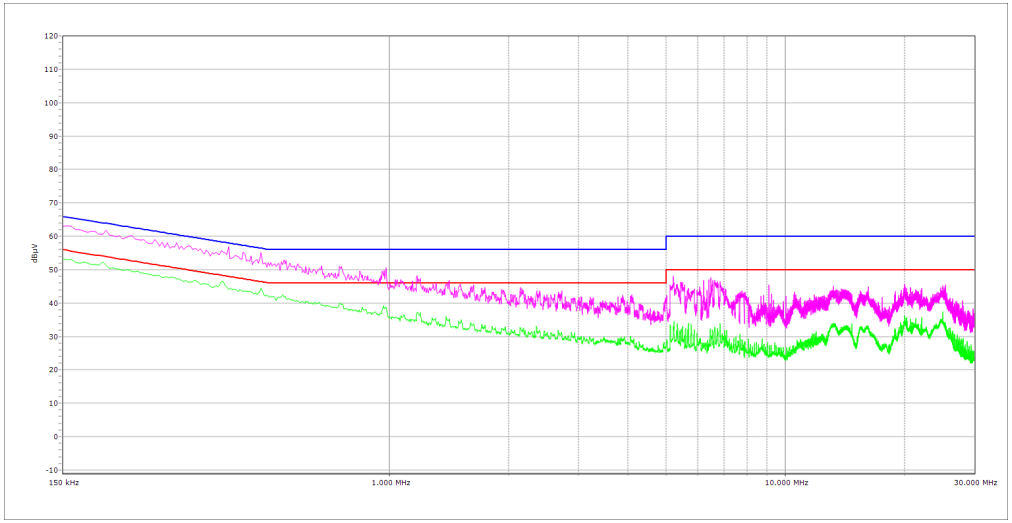

PHASE

Indicative Performance

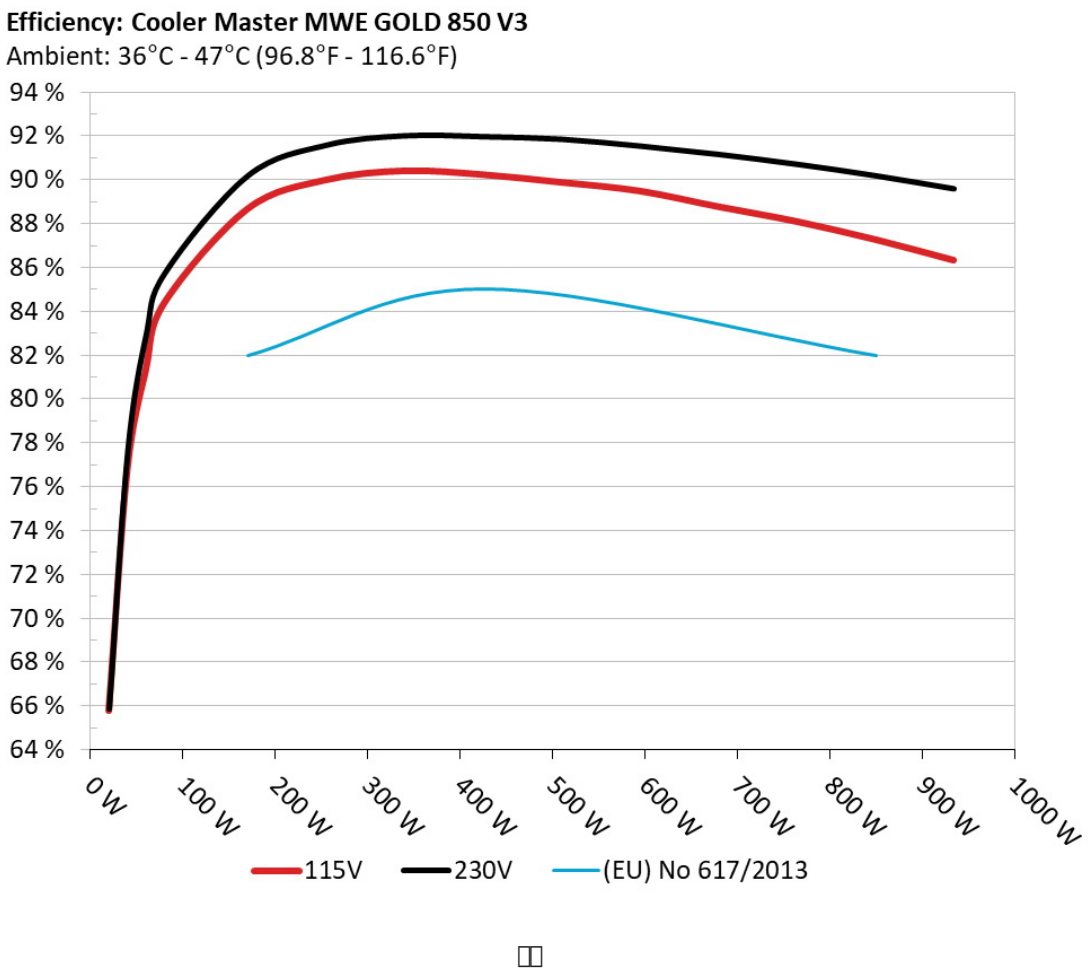

The PSU`s efficiency under high ambient temperatures with 115V and 230V input. For this graph the results of the 10-110% load regulation table are used

5Vsb□□□□

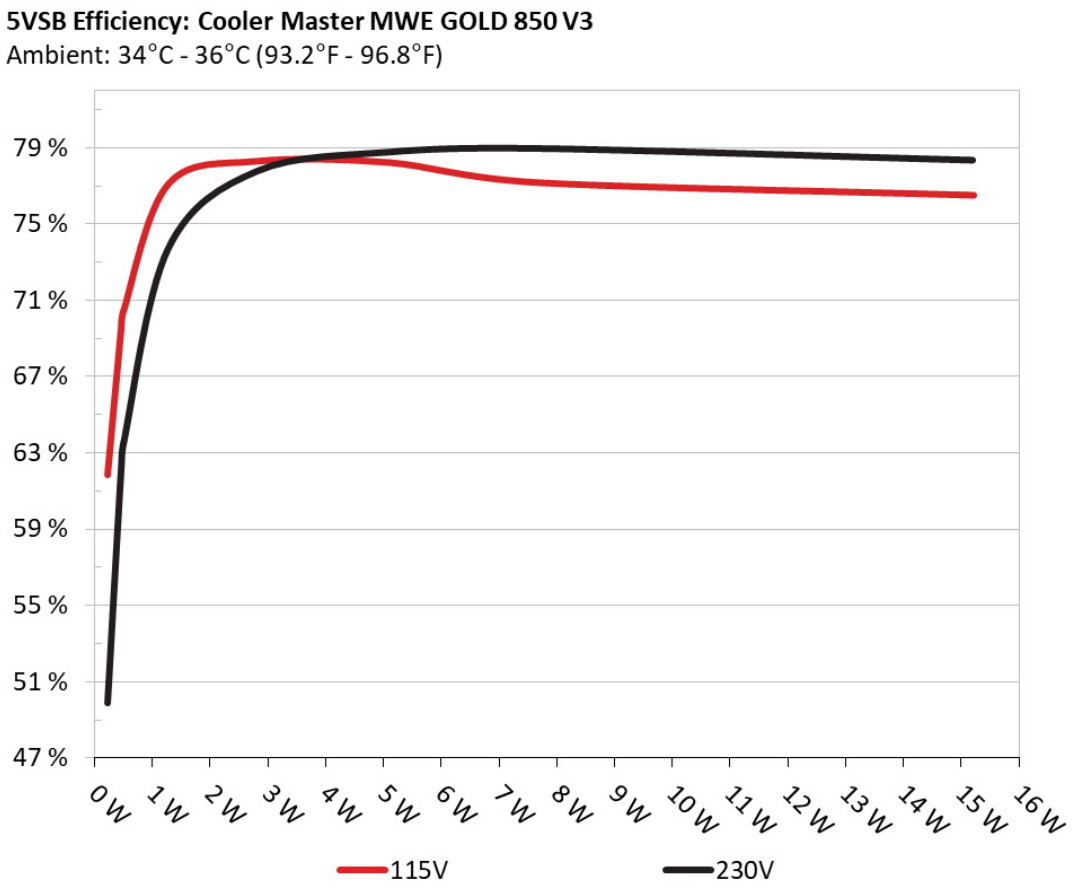

□□

This graph depicts the efficiency levels of the 5VSB rail with 115V and 230V input

□□□□ □□ 5Vsb □□ (ErP Lot3/6 & CEC)

115V

□□ #	5VSB	DC/AC (□)	□□	PF/AC □□
1	**0.045A**	0.232W	61.824%	0.032
	5.142V	0.375W		114.93V
2	**0.09A**	0.463W	69.392%	0.057
	5.141V	0.668W		114.93V
3	**0.55A**	2.822W	78.303%	0.243
	5.13V	3.604W		114.92V
4	**1A**	5.119W	78.229%	0.322
	5.119V	6.544W		114.92V
5	**1.5A**	7.661W	77.181%	0.376
	5.107V	9.926W		114.92V
6	**3A**	15.209W	76.513%	0.441
	5.07V	19.878W		114.91V

230V

□□ #	5VSB	DC/AC (□)	□□	PF/AC □□
1	**0.045A**	0.231W	49.865%	0.011
	5.141V	0.467W		229.9V
2	**0.09A**	0.463W	62.043%	0.018
	5.14V	0.76W		229.92V
3	**0.55A**	2.821W	77.803%	0.083
	5.13V	3.629W		229.91V
4	**1A**	5.119W	78.805%	0.14
	5.119V	6.496W		229.91V
5	**1.5A**	7.661W	78.989%	0.193
	5.106V	9.699W		229.91V
6	**3A**	15.208W	78.375%	0.297
	5.069V	19.402W		229.91V

Protection Features

OCP (Normal @ 30.8°C)	12V: 102.80A (145.20%), 11.992V 5V: 30A (150.00%), 5.002V 3.3V: 29.6A (148.00%), 3.226V 5VSB: 5A (166.67%), 5.012V
OCP (Hot @ 43.9°C)	12V: 95.20A (134.46%), 12.012V 5V: 30.7A (153.50%), 4.997V 3.3V: 30.6A (153.00%), 3.225V 5VSB: 5.1A (170.00%), 5.006V
OPP (Normal @ 30.6°C)	1212.69W (142.67%)
OPP (Hot @ 42.5°C)	1152.70W (135.61%)
OTP	✓ (66°C @ Heat Sink)
SCP	12V to Earth: ✓ 5V to Earth: ✓ 3.3V to Earth: ✓ 5VSB to Earth: ✓ -12V to Earth: ✓
PWR_OK	Proper Operation
UVP (Full Load @ 90V)	✓
UVP (No Damage @ 80V)	✓
Conducted Emissions EN55032 & CISPR 32	✓
NLO	✓
Fan Failure Protection	✗
SIP	Surge: MOV Inrush: NTC & Bypass Relay

Supplementary Tests (For Reference)

10-110%□□□□

115V

□□	12V	5V	3.3V	5VSB	DC/AC (□)	□□	□□□□ (RPM)	□□□□□□□ (dB[A])	□□ (□□ /□□)	PF/AC □□
10%	**5.231A**	**2.001A**	**2.002A**	**0.979A**	85.001	84.802%	1405	32.7	40.24°C	0.969
	12.121V	4.997V	3.296V	5.108V	100.238				42.18°C	114.88V
20%	**11.483A**	**3.003A**	**3.008A**	**1.178A**	169.946	88.644%	1715	37.9	40.68°C	0.97
	12.109V	4.996V	3.291V	5.095V	191.534				41.44°C	114.23V
30%	**18.095A**	**3.504A**	**3.513A**	**1.378A**	254.962	89.973%	1668	37	41.39°C	0.984
	12.097V	4.995V	3.288V	5.081V	283.373				42.45°C	114.83V
40%	**24.724A**	**4.007A**	**4.021A**	**1.579A**	340.048	90.389%	1739	38.3	41.51°C	0.989
	12.087V	4.991V	3.283V	5.068V	376.208				42.86°C	114.8V
50%	**30.998A**	**5.011A**	**5.035A**	**1.781A**	424.846	90.215%	2026	43.4	42.07°C	0.992
	12.076V	4.989V	3.277V	5.054V	470.933				45.3°C	114.77V
60%	**37.260A**	**6.015A**	**6.051A**	**1.985A**	509.384	89.865%	2011	43.6	42.59°C	0.994
	12.066V	4.988V	3.272V	5.039V	566.831				45.64°C	114.74V
70%	**43.598A**	**7.021A**	**7.074A**	**2.189A**	594.636	89.468%	2006	43.1	43.13°C	0.995
	12.054V	4.985V	3.266V	5.026V	664.637				46.36°C	114.71V
80%	**49.949A**	**8.022A**	**8.097A**	**2.294A**	679.478	88.753%	2368	46.6	43.56°C	0.995
	12.044V	4.985V	3.26V	5.013V	765.586				50.79°C	114.68V
90%	**56.711A**	**8.525A**	**8.594A**	**2.4A**	764.895	88.074%	2366	46.6	44.86°C	0.996
	12.033V	4.984V	3.258V	5V	868.471				51.85°C	114.64V
100%	**63.221A**	**9.03A**	**9.129A**	**3.015A**	849.715	87.252%	2366	46.6	45.88°C	0.997
	12.022V	4.983V	3.253V	4.975V	973.865				53.48°C	114.61V
110%	**69.619A**	**10.037A**	**10.26A**	**3.022A**	934.332	86.314%	2370	46.6	46.42°C	0.997
	12.009V	4.981V	3.246V	4.963V	1082.484				56.76°C	114.57V
CL1	**0.116A**	**12.035A**	**12.168A**	**0A**	101.292	80.442%	2081	43.5	40.11°C	0.97
	12.116V	5.001V	3.263V	5.117V	125.92				43.8°C	114.88V

CL2	**0.114A**	**19.961A**	**0A**	**0A**	101.338	78.946%	1977	42.6	40.74°C	0.969
	12.119V	5.007V	3.298V	5.122V	128.365				41.38°C	114.88V
CL3	**0.114A**	**0A**	**20.372A**	**0A**	67.395	71.213%	1795	39.7	40.28°C	0.963
	12.119V	5.004V	3.24V	5.122V	94.64				40.1°C	114.89V
CL4	**70.632A**	**0A**	**0A**	**0A**	849.503	88.101%	2372	46.7	45.58°C	0.996
	12.028V	4.985V	3.277V	5.063V	964.247				51.56°C	114.61V

The results above are not used in the certification process

230V

□□	**12V**	**5V**	**3.3V**	**5VSB**	**DC/AC (□)**	□□	□□□□ **(RPM)**	□□□□□□□ **(dB[A])**	□□ **(□□ /□□)**	**PF/AC □□**
10%	**5.231A**	**2A**	**2.002A**	**0.979A**	85.006	85.791%	1422	32.9	40.49°C	0.809
	12.120V	5V	3.297V	5.108V	99.08				41.38°C	229.88V
20%	**11.484A**	**3A**	**3.007A**	**1.178A**	169.952	90.197%	1452	34.8	40.53°C	0.916
	12.108V	5.001V	3.293V	5.095V	188.42				42.56°C	229.86V
30%	**18.097A**	**3.5A**	**3.511A**	**1.378A**	254.969	91.597%	1561	35.9	41.28°C	0.947
	12.096V	5.001V	3.29V	5.081V	278.363				40.71°C	229.85V
40%	**24.728A**	**4A**	**4.016A**	**1.579A**	340.064	92.028%	1891	41.1	41.69°C	0.959
	12.086V	5V	3.287V	5.068V	369.523				42.88°C	229.83V
50%	**31.006A**	**4.999A**	**5.026A**	**1.781A**	424.911	91.986%	1868	40.9	42.39°C	0.968
	12.076V	5.001V	3.283V	5.053V	461.933				42.88°C	229.82V
60%	**37.270A**	**6A**	**6.039A**	**1.985A**	509.463	91.868%	2081	43.5	42.58°C	0.974
	12.064V	5.001V	3.279V	5.039V	554.555				44.72°C	229.8V
70%	**43.609A**	**7.001A**	**7.06A**	**2.19A**	594.774	91.557%	2069	43.6	43.18°C	0.976
	12.054V	5V	3.273V	5.024V	649.616				44.93°C	229.79V
80%	**49.966A**	**7.999A**	**8.08A**	**2.295A**	679.612	91.177%	2215	44.6	43.55°C	0.978
	12.042V	5V	3.268V	5.011V	745.379				46.47°C	229.77V
90%	**56.739A**	**8.5A**	**8.576A**	**2.401A**	765.021	90.723%	2367	46.6	44.25°C	0.98
	12.029V	4.999V	3.265V	4.999V	843.25				48.46°C	229.75V
100%	**63.245A**	**9A**	**9.107A**	**3.016A**	849.825	90.202%	2368	46.6	45.03°C	0.983
	12.019V	4.999V	3.262V	4.974V	942.138				49.85°C	229.74V

110%	**69.638A**	**10A**	**10.229A**	**3.023A**	934.412	89.609%	2370	46.6	46.94°C	0.984
	12.007V	4.999V	3.256V	4.962V	1042.761				52.12°C	229.72V
CL1	**0.116A**	**12.013A**	**12.156A**	**0A**	101.289	81.857%	1936	42.8	40.25°C	0.855
	12.113V	5.01V	3.266V	5.118V	123.739				41.68°C	229.84V
CL2	**0.114A**	**19.928A**	**0A**	**0A**	101.341	80.173%	1962	42.5	40.86°C	0.859
	12.117V	5.016V	3.299V	5.122V	126.4				42.75°C	229.84V
CL3	**0.114A**	**0A**	**20.366A**	**0A**	67.401	72.056%	2027	43.4	40.73°C	0.797
	12.118V	5.005V	3.241V	5.121V	93.542				41.44°C	229.85V
CL4	**70.667A**	**0A**	**0A**	**0A**	849.68	90.907%	2371	46.6	45.5°C	0.982
	12.024V	4.988V	3.279V	5.061V	934.665				49.69°C	229.76V

The results above are not used in the certification process

20-80□□□□□

115V

□□	12V	5V	3.3V	5VSB	DC/AC (□)	□□	□□□□ (RPM)	□□□□□□□ (dB[A])	□□ (□□ /□□)	PF/AC □□
20W	**1.224A**	**0.5A**	**0.5A**	**0.195A**	19.999	65.758%	1166	28.6	36.02°C	0.824
	12.132V	4.999V	3.3V	5.135V	30.413				38.33°C	114.9V
40W	**2.696A**	**0.7A**	**0.7A**	**0.292A**	39.998	76.781%	1246	28.8	37.47°C	0.913
	12.128V	4.998V	3.299V	5.131V	52.096				38.93°C	114.9V
60W	**4.167A**	**0.9A**	**0.9A**	**0.39A**	59.997	81.3%	1365	31.8	38.38°C	0.949
	12.125V	4.998V	3.298V	5.126V	73.796				39.47°C	114.9V
80W	**5.635A**	**1.1A**	**1.101A**	**0.488A**	79.939	84.354%	1482	34.2	39.21°C	0.963
	12.123V	4.998V	3.298V	5.122V	94.767				40.16°C	114.89V

The results above are not used in the certification process

230V

□□	12V	5V	3.3V	5VSB	DC/AC (□)	□□	□□□□ (RPM)	□□□□□□□ (dB[A])	□□ (□□ /□□)	PF/AC □□
20W	**1.224A**	**0.5A**	**0.5A**	**0.195A**	20.002	65.878%	1137	26.2	36.73°C	0.457
	12.131V	5V	3.3V	5.135V	30.362				37.49°C	229.89V
40W	**2.696A**	**0.7A**	**0.7A**	**0.292A**	40.001	77.628%	1145	26.6	37.46°C	0.622
	12.128V	4.999V	3.3V	5.131V	51.53				38.53°C	229.95V
60W	**4.168A**	**0.9A**	**0.9A**	**0.39A**	59.999	82.954%	1151	27.1	38.06°C	0.732
	12.124V	4.999V	3.299V	5.126V	72.328				39.56°C	229.86V
80W	**5.636A**	**1.1A**	**1.101A**	**0.488A**	79.948	85.741%	1229	28.2	39.21°C	0.796
	12.121V	4.999V	3.298V	5.122V	93.247				38.26°C	229.88V

The results above are not used in the certification process

□□□□

115V

Test	12V	5V	3.3V	5VSB	Pass/Fail
10% Load	30.49mV	17.78mV	18.16mV	21.23mV	Pass
20% Load	33.36mV	19.00mV	19.49mV	19.23mV	Pass
30% Load	34.58mV	19.26mV	20.11mV	19.85mV	Pass
40% Load	36.63mV	19.93mV	20.31mV	19.18mV	Pass
50% Load	39.80mV	22.79mV	22.97mV	18.98mV	Pass
60% Load	41.65mV	22.68mV	23.02mV	20.15mV	Pass
70% Load	45.53mV	23.35mV	23.48mV	19.44mV	Pass
80% Load	47.17mV	24.58mV	25.78mV	20.92mV	Pass
90% Load	49.98mV	26.11mV	26.75mV	21.12mV	Pass
100% Load	52.13mV	26.90mV	29.24mV	21.36mV	Pass
110% Load	55.65mV	27.97mV	29.21mV	20.60mV	Pass
Crossload1	31.99mV	19.99mV	21.90mV	16.56mV	Pass
Crossload2	33.51mV	29.48mV	24.09mV	18.52mV	Pass

Test	12V	5V	3.3V	5VSB	Pass/Fail
Crossload3	30.29mV	19.77mV	24.66mV	17.29mV	Pass
Crossload4	51.61mV	26.22mV	26.12mV	19.84mV	Pass

The results above are not used in the certification process

230V

Test	12V	5V	3.3V	5VSB	Pass/Fail
10% Load	29.32mV	18.04mV	18.67mV	19.95mV	Pass
20% Load	32.64mV	19.16mV	19.90mV	19.95mV	Pass
30% Load	34.64mV	19.16mV	20.46mV	19.03mV	Pass
40% Load	37.09mV	20.13mV	20.82mV	18.88mV	Pass
50% Load	39.14mV	23.04mV	22.97mV	18.52mV	Pass
60% Load	40.57mV	21.81mV	22.56mV	19.18mV	Pass
70% Load	42.72mV	22.99mV	23.17mV	18.82mV	Pass
80% Load	47.33mV	25.14mV	25.83mV	20.10mV	Pass
90% Load	51.42mV	25.19mV	26.76mV	19.44mV	Pass
100% Load	51.81mV	26.21mV	27.27mV	20.64mV	Pass
110% Load	54.90mV	27.08mV	28.01mV	21.06mV	Pass
Crossload1	33.82mV	20.27mV	20.87mV	16.03mV	Pass
Crossload2	33.30mV	29.43mV	23.74mV	18.57mV	Pass
Crossload3	29.98mV	19.67mV	24.25mV	16.72mV	Pass
Crossload4	50.54mV	25.86mV	25.87mV	18.56mV	Pass

The results above are not used in the certification process



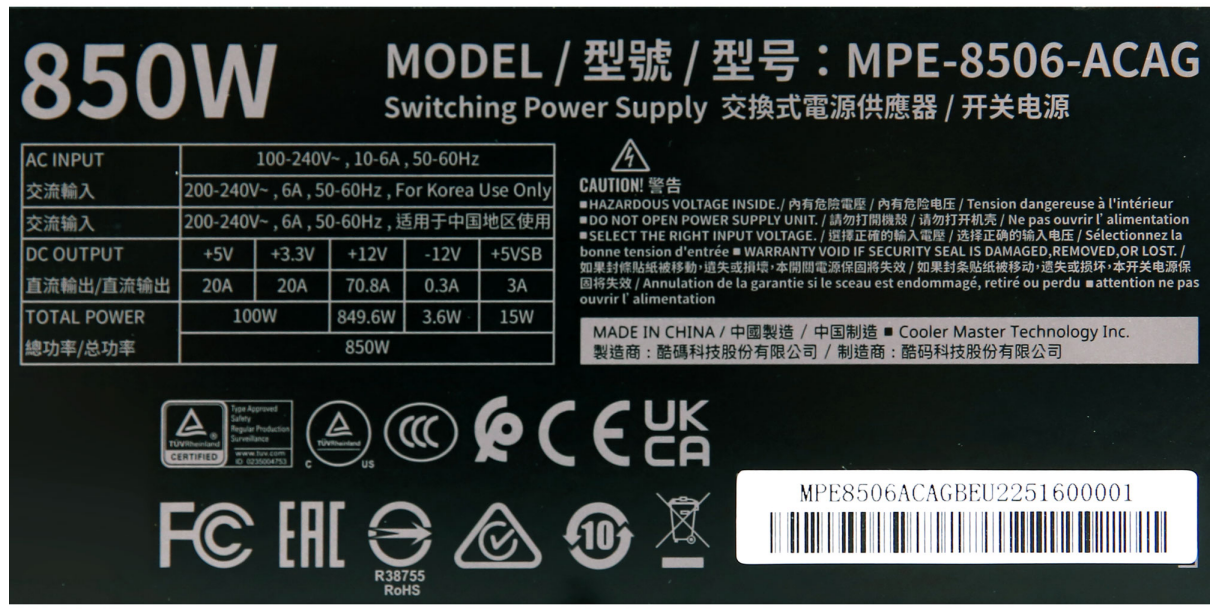

Cooler Master MWE GOLD 850 V3 Non-modular

Top side

Power specifications label

本测试报告中包含的所有数据和图表均可在以下条件下由任何人使用：使用过程需提及测试结果由 Cybenetics提供。
在任何情况下都应提供原始测试结果文档的网站链接

Cybenetics 提供自愿性认证计划：电源方面有 ETA（效率）、 LAMBDA（噪声）与 SAFE（安全与正确运行）；散热产品方面有 DELTA（机箱隔音）与 PHI（风扇风量与静压）

CYBENETICS LTD Syrou 6, Latsia, 2231, Nicosia Cyprus

www.cybenetics.com - info@cybenetics.com