be quiet!

be quiet! Pure Power 13 M 750W

Serial Number 026EUS5081003869

Lab ID BQ75002844

Certification ID 252844

Test Result Report ID: 25PS2844A

Certificate Issue Date: Jun 17, 2025

Scheme: ETA-EMI PSU

115V: CYBENETICS PLATINUM

230V: CYBENETICS PLATINUM 230v

Scheme: LAMBDA PSU

115V: CYBENETICS A++

230V: CYBENETICS A++ 230v

CYBENETICS ATX 3.1 PASS

Outside Validation Scope

General Information

Test Equipment

Electronic Loads	Chroma 63601-5 x2 Chroma 63600-2 Chroma 63640-80-80 x10 Chroma 63610-80-20
AC Sources	Chroma 6530, APM SP300VAC4000W-P, GW Instek ASR-3500
Power Analyzers	Rohde & Schwarz HMC8015 & NPA701
Oscilloscopes	Picoscope 4444, Siglent SDS2104X PLUS
Sound Analyzer	Bruel & Kjaer 2270 G4
Microphone	Bruel & Kjaer Type 4955-A
Temperature Logger	Picoscope TC-08
Tachometer	UNI-T UT372
Multimeters	Keysight 34465A
EMI Analyzer	TekBox TBMR-110M-EU
Isolation Transformer	4kVA
UPS	FSP Champ Tower 3kVA, CyberPower OLS3000E 3kVA
Testing Methodology	Cybenetics PSU Test Protocol

DUT Information(Non-accredited measurements)

Product Identification Details	
Brand	be quiet!
Model	Pure Power 13 M 750W
OEM/ODM	FSP
Serial Number	026EUS5081003869
Product Specifications	
Manufacturer-Provided Information	
Rated Voltage (Vrms)	100-240
Rated Current (Arms)	5-10

Rated Frequency (Hz)	50-60
Rated Power (W)	750
Operating Temperature (Continuous Full Load) (°C)	
Type	ATX12V
Cable Design	Fully Modular
Warranty	-
Cybenetics Measurements	
Dimensions (W x H x D)	
Weight	
Cooling	120mm Rifle Bearing Fan (BQ QF2-12025-HS)
Semi-Passive Operation	✓
Cybenetics Testing Information	
Lab ID	BQ75002844
Date of receipt	May 9, 2025
Testing Date	Jun 6, 2025
Report Issued Date	Jun 17, 2025
Engineer Name	-
Authorized By the Laboratory Technical Manager	Aristeidis Bitziopoulos
Signature	

Cables and Connectors(Non-accredited measurements)

Modular Cables				
Description	**Cable Count**	**Connector Count (Total)**	**Gauge**	In Cable Capacitors
ATX connector 24 pin (550mm)	1	1	18-22AWG	No
4+4 pin EPS12V (650mm)	1	1	16AWG	No
8 pin EPS12V (650mm)	1	1	16AWG	No
2x 6+2 pin PCIe (600mm)	2	2	16-18AWG	No
6+2 pin PCIe (500mm+150mm)	1	2	16-18AWG	No
12+4 pin PCIe (600mm) (600W)	1	1	16-28AWG	No
SATA (500mm+150mm+150mm+150mm)	1	4	18AWG	No

SATA (500mm+150mm) / 4-pin Molex (+150mm+150mm)	1	2 / 2	18AWG	No
AC Power Cord (1350mm) - C13 Coupler	1	1	18AWG	-

Protection Features(Manufacturer)

Over Power Protection	✓
Over Current (+12V) Protection	✓
Over Temperature Protection	✓
Short Circuit Protection	✓
Surge Protection	✓
Inrush Current Protection	✓
Fan Failure Protection	✗

Power Specifications

Rail		3.3V	5V	12V	5VSB	-12V
Max. Power	Amps	20	20	62.5	3	0.3
	Watts	120		750	15	3.6
Total Max. Power (W)		750				

Parts Description

	General Data
Manufacturer (OEM)	FSP
PCB Type	Double-Sided
	-**Primary Side**
Transient Filter	4x Y caps, 2x X caps, 2x CM chokes, 1x MOV
Inrush Protection	NTC Thermistor & Relay
Bridge Rectifier(s)	2x Yangjie GBJ1508 (800V, 15A @ 87°C)
APFC MOSFETs	2x Toshiba TK20A60W (600V, 20A @ 25°C, Rds(on): 0.155Ohm)

APFC Boost Diode	1x DSC06C065 (650V, 6A @ 25°C)
Bulk Cap(s)	2x Elite (420V, 330uF each or 660uF combined, 2000h @ 105°C,PL(M))
Main Switchers	2x STMicroelectronics STF24N60DM2 (650V, 11A @ 25°C, Rds(on): 0.200Ohm)
IC Driver	Novosense NSI6602
APFC Controller	Champion CM6500UNX
Resonant Controller	Champion CM6901X
Topology	Primary side: APFC, Half-Bridge & LLC Resonant Converter Secondary side: [12V] Synchronous Rectification & [Minor Rails] DC-DC converters
	Secondary Side
+12V MOSFETs	6x Secos SPR170N04SV-C (40V, 94A @ 100°C, Rds(on): 1.8mOhm)
5V & 3.3V	DC-DC Converters: 4x Nexperia PSMN3RO-30YLD (30V, 100A @ 25°C, Rds(on): 3.1mOhm) PWM Controller(s): ANPECAPW7159C
Filtering Capacitors	Electrolytic: 3x Elite (2,000 @ 105°C, EL) 2x Elite (2-5,000 @ 105°C, ED) 1x Elite (4-10,000 @ 105°C, EY) 2x Elite (3-6,000 @ 105°C, EV) Polymer: 19x Apaq, 8 Elite (CS), 9x Biostar
Supervisor IC	IN1S4241-SDG (OCP, OVP, UVP, SCP, PG)
Fan Controller	Grenergy GR8031
Fan Model	BQ QF2-12025-MS (120mm, 12V, 0.20A, Rifle Bearing Fan)
	5VSB Circuit
Synchronous Rectification Driver	Leadtrend LD8926AA13 Synchronous Rectification IC

Test Results

Temperature & Compliance Info

Temperature Range (°C /°F)	28-32 / 82.4-89.6
ErP Lot 3/6 Ready	✓
(EU) No 617/2013 Compliance	✓
ALPM (Alternative Low Power Mode) compatible	✓

ATX v3.1 PSU Power Excursion	✓

Performance Summary

115V

Accredited	
Average Efficiency (>1450 load combinations)	90.774%
Average Noise Output (>1450 Load Combinations)	6.51dBA
Average PF (>1450 Load Combinations)	0.991
Efficiency With 10W (≤500W) or 2% (>500W) Load	72.120%
Standby Power Consumption	0.0553W
Non-Accredited	
12V Ripple (Full Load)	28.26mV
5V Ripple (Full Load)	15.25mV
3.3V Ripple (Full Load)	16.17mV
5VSB Ripple (Full Load)	20.10mV
12V Load Regulation	0.39%
5V Load Regulation	0.82%
3.3V Load Regulation	1.25%
5VSB Load Regulation	2.10%
Inrush Current	32.290A

230V

Accredited	
Average Efficiency (>1450 load combinations)	92.770%
Average Noise Output (>1450 Load Combinations)	6.21dBA
Average PF (>1450 Load Combinations)	0.953
Efficiency With 10W (≤500W) or 2% (>500W) Load	74.024%
Standby Power Consumption	0.1252W
Non-Accredited	
12V Ripple (Full Load)	29.33mV

5V Ripple (Full Load)	14.93mV	
3.3V Ripple (Full Load)	17.04mV	
5VSB Ripple (Full Load)	20.81mV	
12V Load Regulation	0.40%	
5V Load Regulation	0.82%	
3.3V Load Regulation	1.22%	
5VSB Load Regulation	2.12%	
Inrush Current	64.080A	
12V Transient Response (200%)	11.75V	
5V Transient Response (200%)	4.914V	
3.3V Transient Response (200%)	3.189V	
5VSB Transient Response (200%)	5.001V	
Hold-Up Time & PWR_OK Signal	18.80ms	
AC Loss to PWR_OK Hold Up Time	15.90ms	
PWR_OK Inactive to DC Loss Delay	2.90ms	
PSU Timings: T1 (20% / 100%)	68.0ms	67.0ms
PSU Timings: T3 (20% / 100%)	128.0ms	128.0ms
12V OCP (29.9°C / 41.7°C)	72.80A (116.48%), 12.047V	71.00A (113.60%), 12.053V
5V OCP (29.9°C / 41.7°C)	27.5A (137.50%), 4.988V	28.1A (140.50%), 4.988V
3.3V OCP (29.9°C / 41.7°C)	29.2A (146.00%), 3.317V	29.3A (146.50%), 3.315V
5VSB OCP (29.9°C / 41.7°C)	4.4A (146.67%), 4.996V	4.4A (146.67%), 4.993V
OPP (30.43°C / 40.66°C)	120.21%	116.88%

Hold-Up Time & PWR_OK Signal

Hold-Up Time (ms)	18.8
AC Loss to PWR_OK Hold Up Time (ms)	15.9
PWR_OK Inactive to DC Loss Delay (ms)	2.9

Stromverbrauch im Ruhezustand

Tables

115V

Detailed Results						
	Average	Min	Limit Min	Max	Limit Max	Result
Mains Voltage RMS:	115.07 V	115.03 V	113.85 V	115.11 V	116.15 V	PASS
Mains Frequency:	60.00 Hz	59.99 Hz	59.40 Hz	60.01 Hz	60.60 Hz	PASS
Mains Voltage CF:	1.416	1.415	1.340	1.418	1.490	PASS
Mains Voltage THD:	0.13 %	0.09 %	N/A	0.18 %	2.00 %	PASS
Real Power:	0.055 W	0.035 W	N/A	0.083 W	N/A	N/A
Apparent Power:	10.015 W	9.963 W	N/A	10.069 W	N/A	N/A
Power Factor:	0.005	N/A	N/A	N/A	N/A	N/A

230V

Detailed Results						
	Average	Min	Limit Min	Max	Limit Max	Result
Mains Voltage RMS:	231.01 V	230.90 V	227.70 V	231.08 V	232.30 V	PASS
Mains Frequency:	50.00 Hz	49.99 Hz	49.50 Hz	50.01 Hz	50.50 Hz	PASS
Mains Voltage CF:	1.417	1.416	1.340	1.419	1.490	PASS
Mains Voltage THD:	0.17 %	0.14 %	N/A	0.28 %	2.00 %	PASS
Real Power:	0.125 W	0.084 W	N/A	0.194 W	N/A	N/A
Apparent Power:	34.372 W	34.155 W	N/A	34.590 W	N/A	N/A
Power Factor:	0.004	N/A	N/A	N/A	N/A	N/A

Efficiency Graph

115V

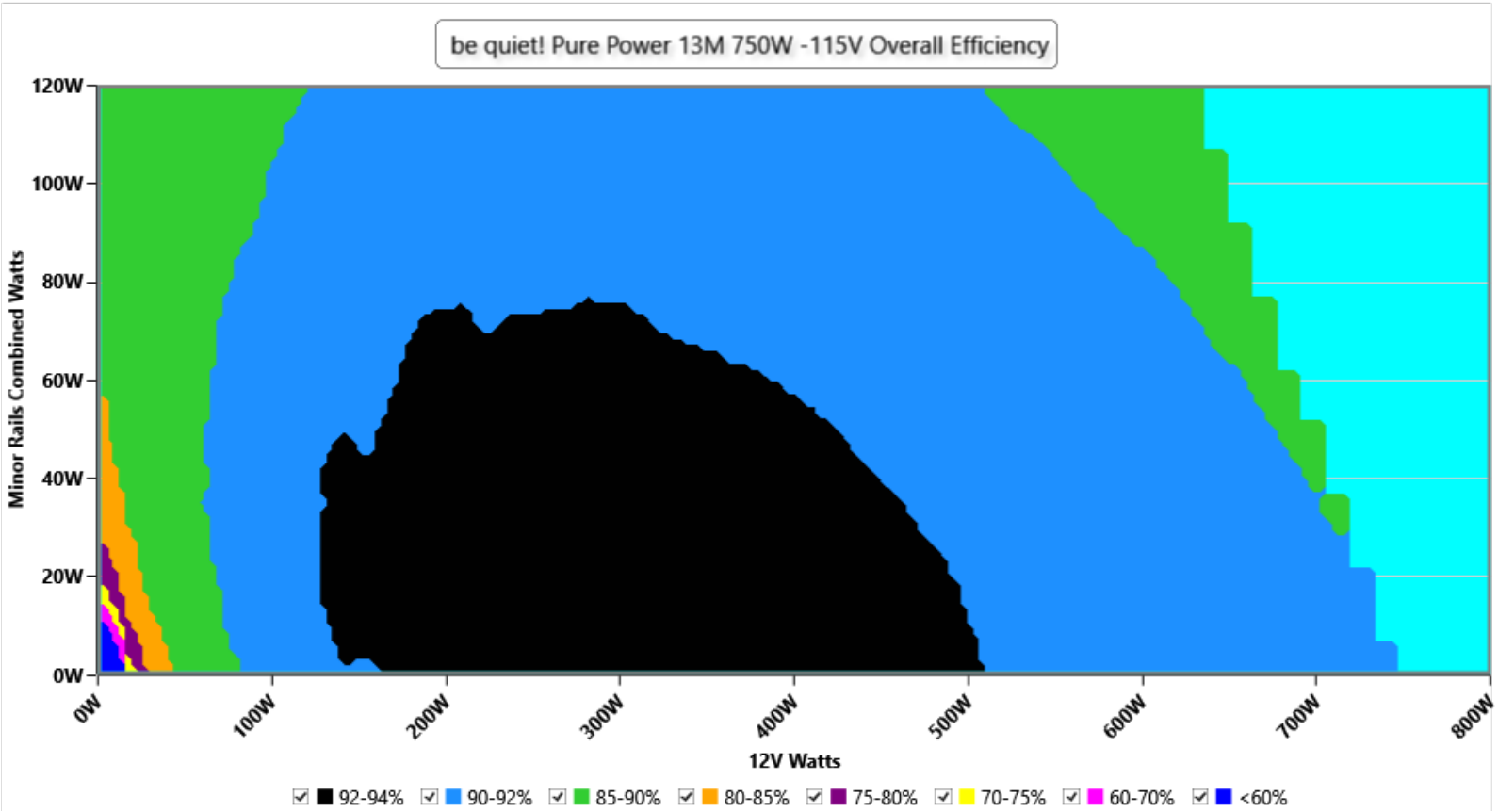

INFO

This graph depicts the PSU`s efficiency throughout its entire operational range. For the generation of the efficiency and noise graphs we set our loaders to auto mode through our custom-made software before trying thousands of possible load combinations

230V

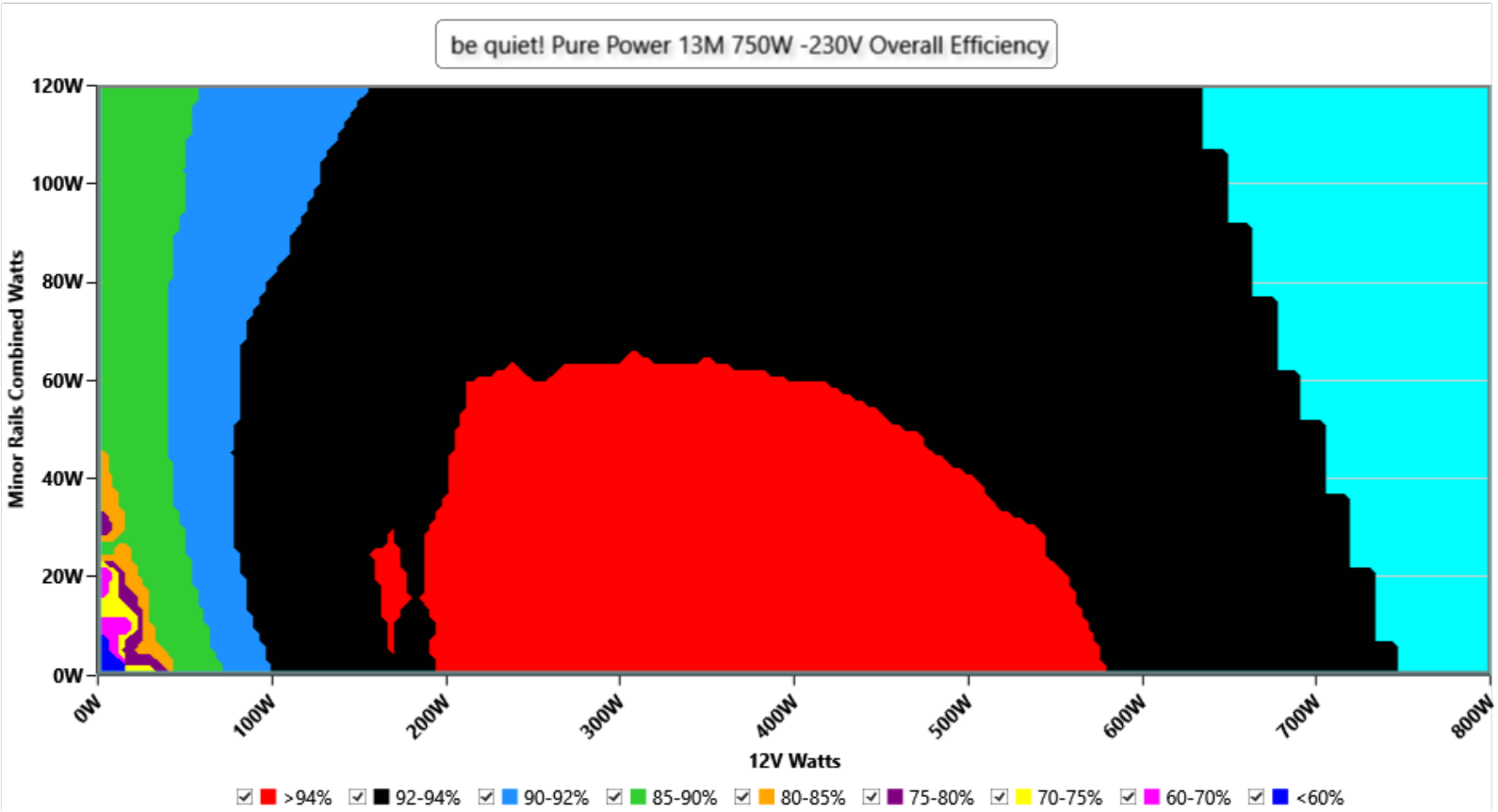

INFO

This graph depicts the PSU`s efficiency throughout its entire operational range. For the generation of the efficiency and noise graphs we set our loaders to auto mode through our custom-made software before trying thousands of possible load combinations

Noise Graph

115V

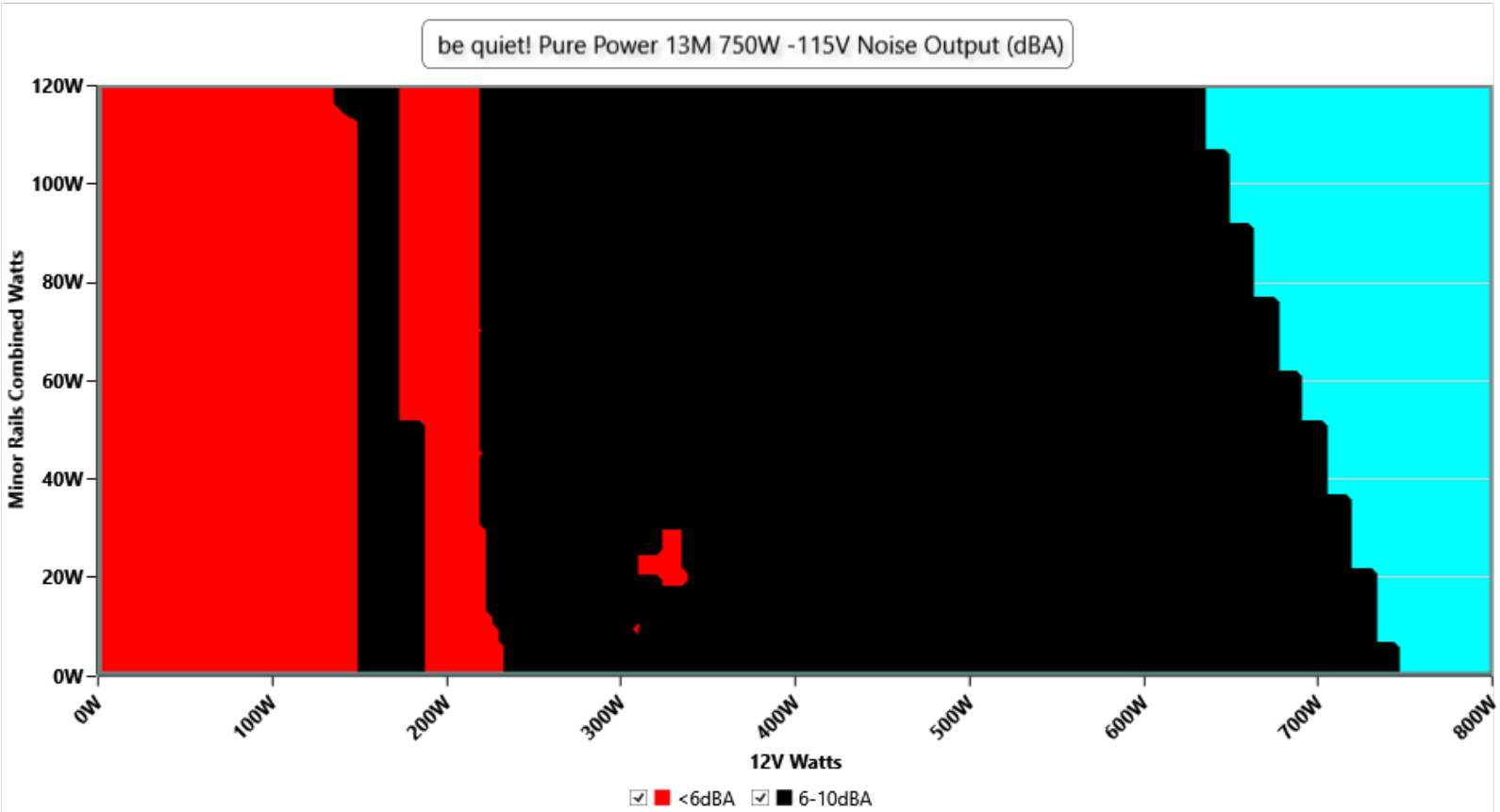

INFO

The PSU`s noise in its entire operational range and under 30-32 °C ambient is depicted in this graph. The X axis represents the load on the +12V rail(s) while the Y axis is the load on the minor rails

230V

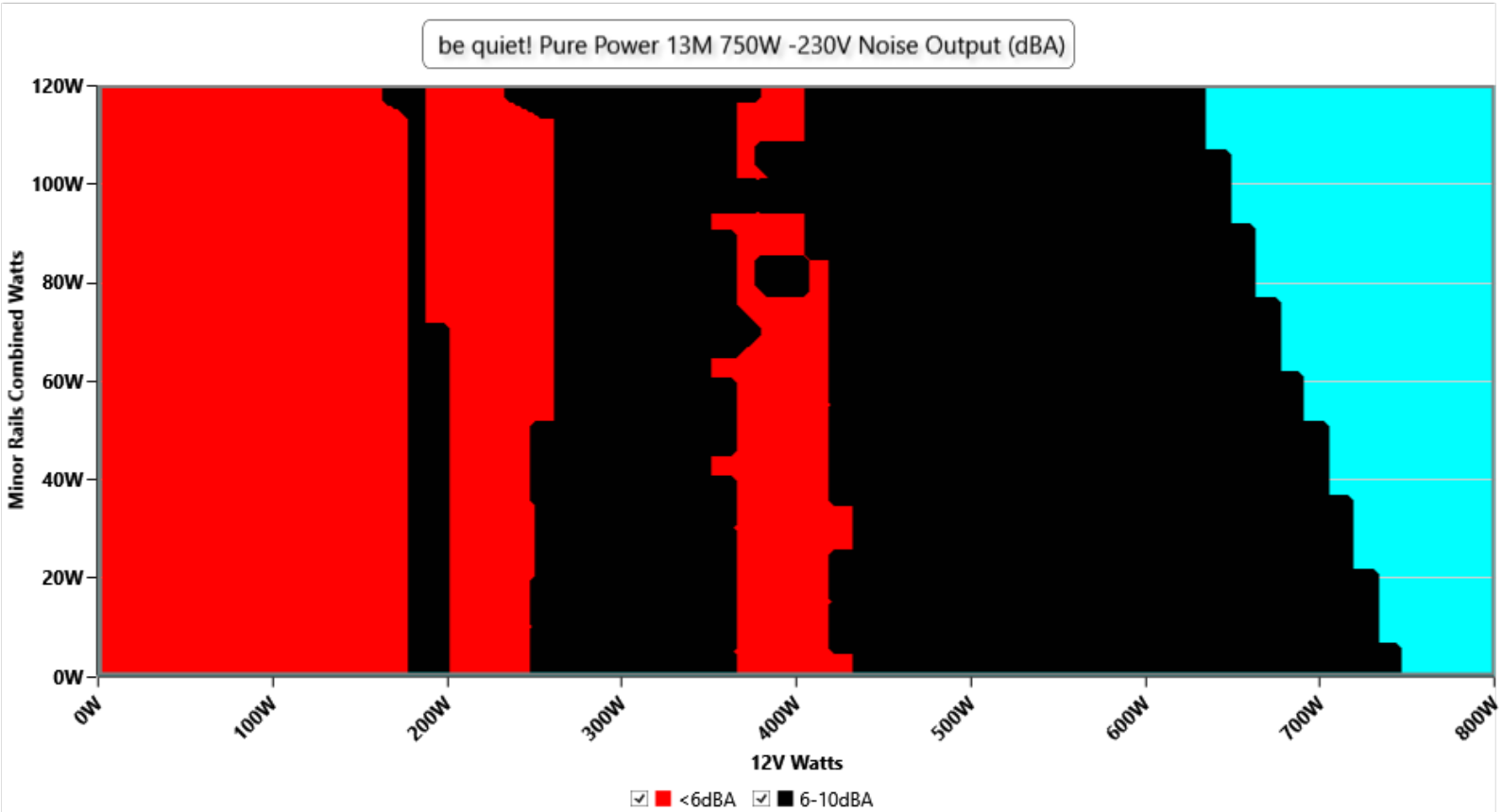

INFO

The PSU`s noise in its entire operational range and under 30-32 °C ambient is depicted in this graph. The X axis represents the load on the +12V rail(s) while the Y axis is the load on the minor rails

Conducted Emissions EN 55032 & CISPR 32

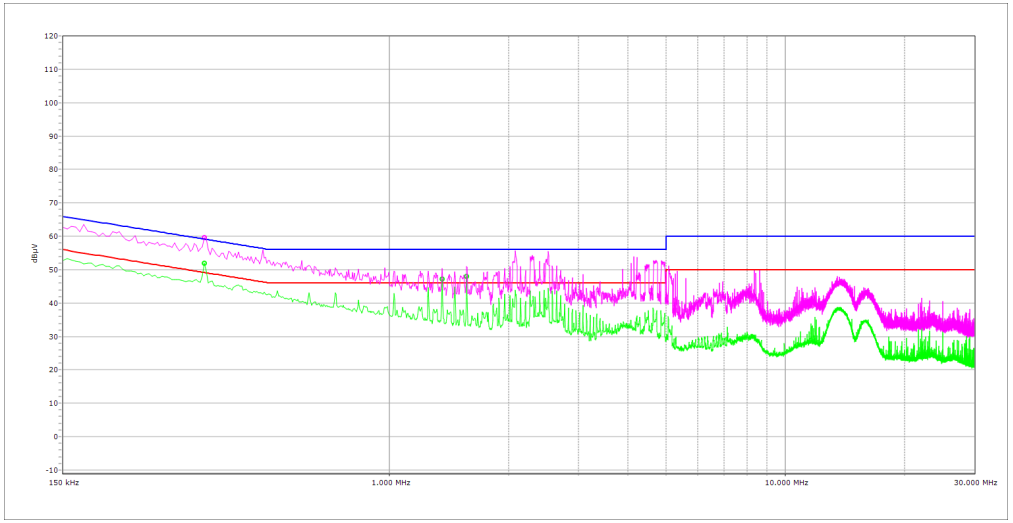

NEUTRAL

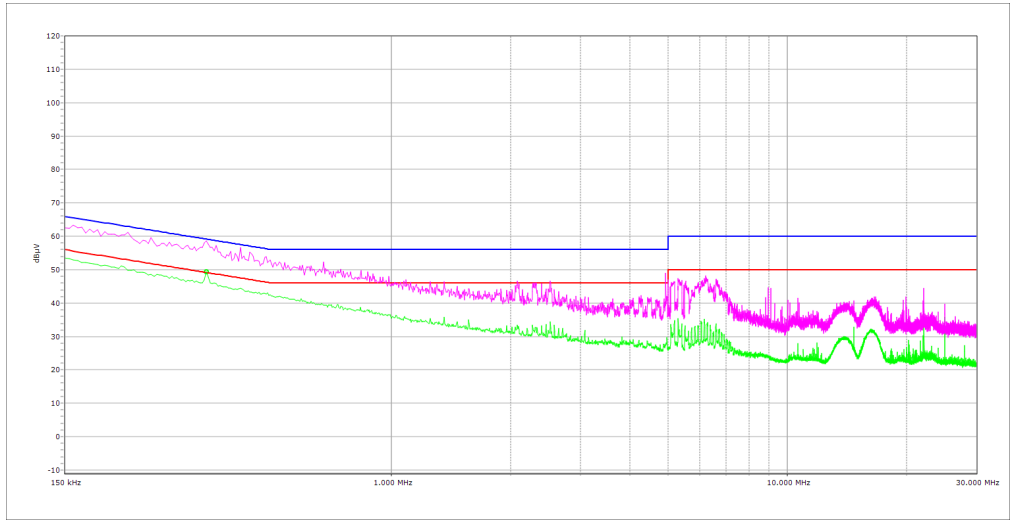

PHASE

Indicative Performance

Efficiency under high ambient temperature

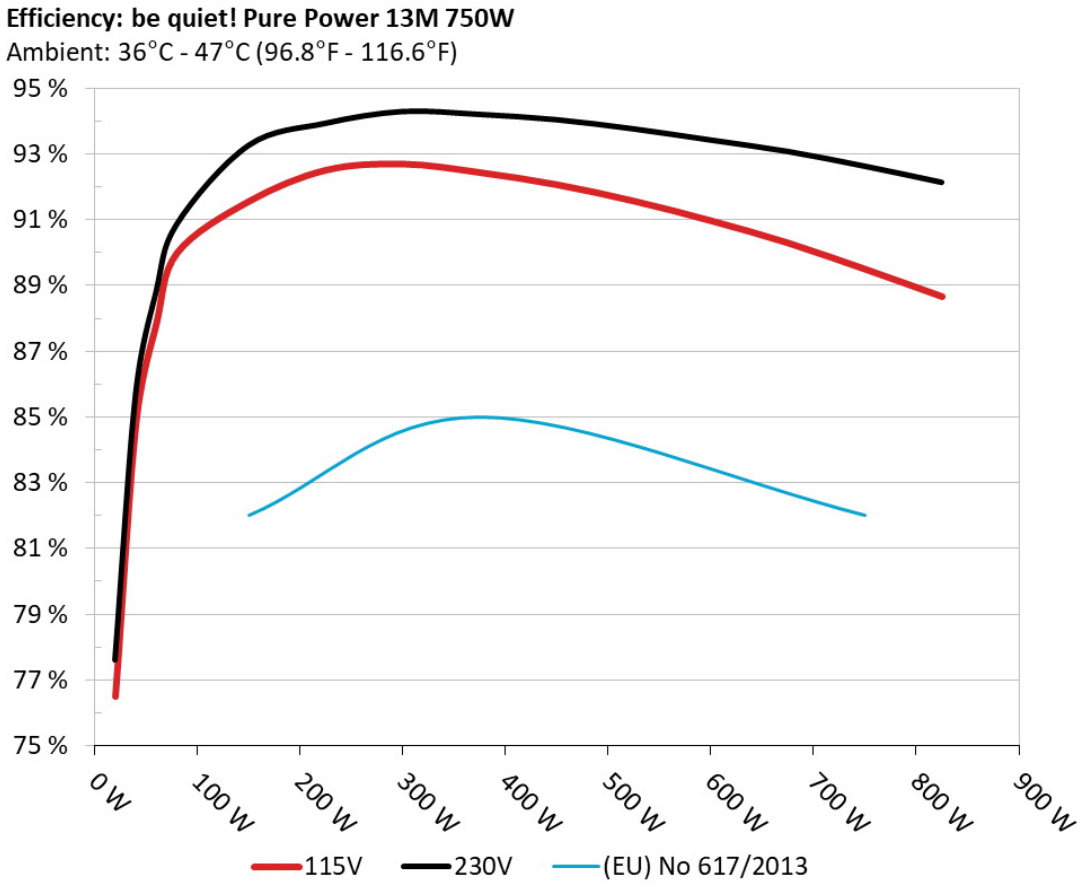

INFO

The PSU`s efficiency under high ambient temperatures with 115V and 230V input. For this graph the results of the 10-110% load regulation table are used

5VSB Efficiency

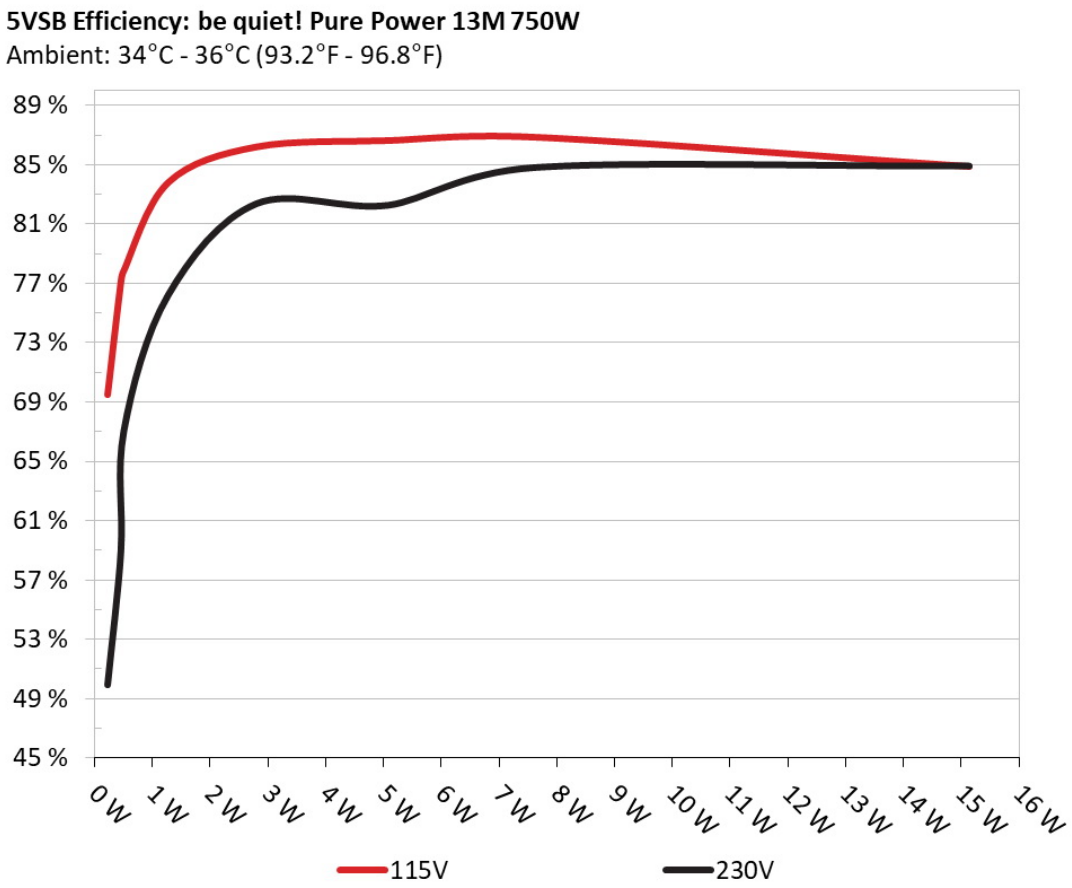

INFO

This graph depicts the efficiency levels of the 5VSB rail with 115V and 230V input

5VSB Efficiency (ERP LOT 3/6 & CEC)

115V

Test #	5VSB	DC/AC (Watts)	Efficiency	PF/AC Volts
1	**0.045A**	0.23W	69.527%	0.032
	5.108V	0.331W		114.92V
2	**0.09A**	0.46W	77.139%	0.057
	5.107V	0.596W		114.93V
3	**0.55A**	2.803W	86.233%	0.255
	5.097V	3.25W		114.92V
4	**1A**	5.088W	86.661%	0.361
	5.087V	5.871W		114.91V
5	**1.5A**	7.616W	86.89%	0.408
	5.077V	8.765W		114.92V
6	**3A**	15.135W	84.912%	0.486
	5.045V	17.825W		114.91V

230V

Test #	5VSB	DC/AC (Watts)	Efficiency	PF/AC Volts
1	**0.045A**	0.23W	49.93%	0.012
	5.106V	0.43W		229.75V
2	**0.09A**	0.46W	58.974%	0.019
	5.105V	0.696W		229.83V
3	**0.55A**	2.803W	82.39%	0.094
	5.096V	3.403W		229.9V
4	**1A**	5.087W	82.291%	0.139
	5.087V	5.97W		230.4V
5	**1.5A**	7.615W	84.834%	0.202
	5.076V	8.981W		229.9V
6	**3A**	15.134W	84.936%	0.311
	5.045V	17.819W		229.9V

Protection Features

OCP (Normal @ 29.9°C)	12V: 72.80A (116.48%), 12.047V 5V: 27.5A (137.50%), 4.988V 3.3V: 29.2A (146.00%), 3.317V 5VSB: 4.4A (146.67%), 4.996V
OCP (Hot @ 41.7°C)	12V: 71.00A (113.60%), 12.053V 5V: 28.1A (140.50%), 4.988V 3.3V: 29.3A (146.50%), 3.315V 5VSB: 4.4A (146.67%), 4.993V
OPP (Normal @ 30.4°C)	901.60W (120.21%)
OPP (Hot @ 40.7°C)	876.59W (116.88%)
OTP	✓ (143°C @ Heat Sink)
SCP	12V to Earth: ✓ 5V to Earth: ✓ 3.3V to Earth: ✓ 5VSB to Earth: ✓ -12V to Earth: ✓
PWR_OK	Proper Operation
UVP (Full Load @ 90V)	✓
UVP (No Damage @ 80V)	✓
Conducted Emissions EN55032 & CISPR 32	✓
NLO	✓
Fan Failure Protection	✗
SIP	Surge: MOV Inrush: NTC & Bypass Relay

Supplementary Tests (For Reference)

Typical Load Tests

115V

Test	12V	5V	3.3V	5VSB	DC/AC (Watts)	Efficiency	Fan Speed (RPM)	PSU Noise (dB[A])	Temps (In/Out)	PF/AC Volts
10%	**4.372A**	**1.993A**	**1.995A**	**0.984A**	75.003	88.619%	650	7.1	40.16°C	0.974
	12.214V	5.017V	3.309V	5.082V	84.636				43.68°C	114.88V
20%	**9.752A**	**2.994A**	**2.998A**	**1.183A**	149.941	91.551%	653	7.1	40.9°C	0.981
	12.207V	5.01V	3.303V	5.073V	163.778				44.4°C	114.87V
30%	**15.481A**	**3.495A**	**3.501A**	**1.382A**	224.943	92.5%	654	7.1	41.27°C	0.99
	12.201V	5.007V	3.299V	5.064V	243.183				44.75°C	114.83V
40%	**21.223A**	**3.998A**	**4.006A**	**1.582A**	300.031	92.686%	656	7.1	41.7°C	0.993
	12.196V	5.003V	3.295V	5.056V	323.709				45.49°C	114.81V
50%	**26.577A**	**5.002A**	**5.015A**	**1.783A**	374.462	92.429%	659	7.3	42.01°C	0.995
	12.189V	4.998V	3.291V	5.047V	405.132				46.32°C	114.78V
60%	**31.973A**	**6.008A**	**6.026A**	**1.985A**	449.362	92.06%	658	7.3	42.81°C	0.996
	12.184V	4.994V	3.286V	5.038V	488.118				47.75°C	114.76V
70%	**37.377A**	**7.016A**	**7.041A**	**2.187A**	524.282	91.561%	656	7.1	40.57°C	0.997
	12.178V	4.989V	3.281V	5.029V	572.601				50.49°C	114.73V
80%	**42.835A**	**8.022A**	**8.055A**	**2.291A**	599.477	90.963%	660	7.4	43.69°C	0.998
	12.177V	4.985V	3.278V	5.021V	659.034				54.98°C	114.7V
90%	**48.626A**	**8.527A**	**8.549A**	**2.394A**	674.502	90.286%	666	7.9	44.24°C	0.998
	12.175V	4.983V	3.275V	5.013V	747.075				57.97°C	114.68V
100%	**54.226A**	**9.035A**	**9.077A**	**3.003A**	749.704	89.487%	882	17.2	45.21°C	0.998
	12.171V	4.98V	3.272V	4.996V	837.784				59.67°C	114.64V
110%	**59.707A**	**10.048A**	**10.192A**	**3.007A**	824.73	88.652%	1075	23.7	47.1°C	0.998
	12.166V	4.975V	3.267V	4.989V	930.3				61.27°C	114.61V
CL1	**0.115A**	**14.465A**	**14.531A**	**0A**	121.288	85.828%	670	8.3	41.5°C	0.978
	12.214V	4.99V	3.283V	5.088V	141.316				50.55°C	114.86V

Test	12V	5V	3.3V	5VSB	DC/AC (Watts)	Efficiency	Fan Speed (RPM)	PSU Noise (dB[A])	Temps (In/Out)	PF/AC Volts
CL2	**0.113A**	**19.988A**	**0A**	**0A**	101.343	84.343%	665	7.8	40.01°C	0.976
	12.214V	5.001V	3.304V	5.093V	120.156				47.54°C	114.87V
CL3	**0.113A**	**0A**	**20.056A**	**0A**	67.395	80.005%	663	7.6	40.43°C	0.973
	12.215V	5.009V	3.291V	5.095V	84.241				46°C	114.88V
CL4	**61.571A**	**0A**	**0A**	**0A**	749.532	90.371%	670	8.3	45.61°C	0.998
	12.173V	5.003V	3.296V	5.055V	829.405				57.97°C	114.65V

The results above are not used in the certification process

230V

Test	12V	5V	3.3V	5VSB	DC/AC (Watts)	Efficiency	Fan Speed (RPM)	PSU Noise (dB[A])	Temps (In/Out)	PF/AC Volts
10%	**4.372A**	**1.993A**	**1.994A**	**0.984A**	75.014	90.082%	0	<6.0	46.89°C	0.782
	12.218V	5.018V	3.31V	5.082V	83.275				40.14°C	229.88V
20%	**9.748A**	**2.993A**	**2.996A**	**1.183A**	149.973	93.262%	0	<6.0	48.7°C	0.916
	12.214V	5.013V	3.305V	5.072V	160.808				40.64°C	229.86V
30%	**15.480A**	**3.495A**	**3.501A**	**1.383A**	224.976	93.936%	657	7.1	41.46°C	0.953
	12.204V	5.008V	3.3V	5.063V	239.498				44.01°C	229.85V
40%	**21.227A**	**3.998A**	**4.006A**	**1.583A**	300.056	94.294%	658	7.3	41.79°C	0.966
	12.195V	5.003V	3.295V	5.055V	318.213				44.49°C	229.83V
50%	**26.582A**	**5.002A**	**5.015A**	**1.784A**	374.553	94.207%	659	7.3	42.2°C	0.975
	12.191V	4.998V	3.291V	5.046V	397.586				45.38°C	229.82V
60%	**31.975A**	**6.009A**	**6.026A**	**1.986A**	449.468	94.046%	661	7.4	42.99°C	0.979
	12.186V	4.994V	3.286V	5.037V	477.923				47.06°C	229.81V
70%	**37.374A**	**7.016A**	**7.04A**	**2.189A**	524.402	93.766%	663	7.6	43.33°C	0.982
	12.182V	4.99V	3.282V	5.027V	559.268				48.56°C	229.8V
80%	**42.838A**	**8.022A**	**8.055A**	**2.291A**	599.573	93.427%	667	7.9	43.75°C	0.984
	12.178V	4.985V	3.278V	5.019V	641.756				50.62°C	229.78V
90%	**48.633A**	**8.528A**	**8.55A**	**2.394A**	674.546	93.078%	670	8.3	44.26°C	0.987
	12.174V	4.983V	3.275V	5.012V	724.71				52.63°C	229.77V

Test	12V	5V	3.3V	5VSB	DC/AC (Watts)	Efficiency	Fan Speed (RPM)	PSU Noise (dB[A])	Temps (In/Out)	PF/AC Volts
100%	**54.235A**	**9.036A**	**9.078A**	**3.003A**	749.716	92.631%	877	17	45.87°C	0.989
	12.169V	4.979V	3.272V	4.995V	809.356				54.47°C	229.76V
110%	**59.715A**	**10.049A**	**10.193A**	**3.007A**	824.726	92.137%	1053	23.2	46.57°C	0.99
	12.165V	4.974V	3.267V	4.989V	895.117				55.39°C	229.74V
CL1	**0.115A**	**14.467A**	**14.533A**	**0A**	121.288	87.105%	669	8.1	41.13°C	0.896
	12.210V	4.99V	3.282V	5.088V	139.244				48.12°C	229.86V
CL2	**0.113A**	**19.99A**	**0A**	**0A**	101.342	85.549%	666	7.9	40.57°C	0.868
	12.212V	5V	3.303V	5.093V	118.461				46.36°C	229.87V
CL3	**0.113A**	**0A**	**20.073A**	**0A**	67.394	80.967%	661	7.4	40.46°C	0.782
	12.210V	5.006V	3.288V	5.095V	83.238				44.06°C	229.87V
CL4	**61.584A**	**0A**	**0A**	**0A**	749.546	93.35%	669	8.1	45.24°C	0.988
	12.171V	5.001V	3.294V	5.055V	802.945				51.77°C	229.76V

The results above are not used in the certification process

Light Load Tests

115V

Test	12V	5V	3.3V	5VSB	DC/AC (Watts)	Efficiency	Fan Speed (RPM)	PSU Noise (dB[A])	Temps (In/Out)	PF/AC Volts
20W	**1.216A**	**0.498A**	**0.498A**	**0.196A**	20.004	76.486%	0	<6.0	39.69°C	0.79
	12.215V	5.021V	3.313V	5.101V	26.155				36.33°C	114.9V
40W	**2.676A**	**0.697A**	**0.697A**	**0.294A**	40.002	84.801%	0	<6.0	42.6°C	0.92
	12.218V	5.021V	3.313V	5.098V	47.173				37.63°C	114.89V
60W	**4.136A**	**0.896A**	**0.897A**	**0.393A**	60.001	87.84%	0	<6.0	43.53°C	0.959
	12.218V	5.02V	3.312V	5.094V	68.307				38.87°C	114.89V
80W	**5.591A**	**1.096A**	**1.096A**	**0.491A**	79.945	89.979%	0	<6.0	46.21°C	0.98
	12.219V	5.02V	3.312V	5.091V	88.848				39.06°C	114.88V

The results above are not used in the certification process

230V

Test	12V	5V	3.3V	5VSB	DC/AC (Watts)	Efficiency	Fan Speed (RPM)	PSU Noise (dB[A])	Temps (In/Out)	PF/AC Volts
20W	**1.216A**	**0.498A**	**0.498A**	**0.196A**	20.007	77.598%	0	<6.0	37.08°C	0.397
	12.210V	5.02V	3.312V	5.101V	25.781				36.43°C	229.89V
40W	**2.678A**	**0.697A**	**0.698A**	**0.294A**	40.008	85.668%	0	<6.0	43.08°C	0.585
	12.212V	5.02V	3.312V	5.098V	46.699				37.15°C	229.88V
60W	**4.138A**	**0.897A**	**0.897A**	**0.393A**	60.008	88.802%	0	<6.0	44.73°C	0.716
	12.213V	5.019V	3.311V	5.094V	67.575				38.08°C	229.88V
80W	**5.594A**	**1.096A**	**1.097A**	**0.491A**	79.965	90.855%	0	<6.0	45.85°C	0.797
	12.214V	5.019V	3.311V	5.091V	88.013				39.17°C	229.87V

The results above are not used in the certification process

Ripple Measurements

115V

Test	12V	5V	3.3V	5VSB	Pass/Fail
10% Load	26.35mV	16.04mV	16.42mV	15.34mV	Pass
20% Load	25.68mV	15.48mV	16.37mV	17.03mV	Pass
30% Load	24.50mV	15.79mV	16.52mV	15.76mV	Pass
40% Load	24.10mV	15.68mV	17.14mV	16.27mV	Pass
50% Load	25.17mV	15.02mV	16.68mV	17.04mV	Pass
60% Load	26.60mV	15.02mV	16.68mV	20.20mV	Pass
70% Load	26.96mV	15.69mV	15.96mV	22.25mV	Pass
80% Load	27.93mV	16.86mV	18.62mV	22.87mV	Pass
90% Load	28.29mV	15.38mV	17.91mV	24.76mV	Pass
100% Load	28.26mV	15.25mV	16.17mV	20.10mV	Pass
110% Load	29.81mV	14.67mV	17.26mV	19.90mV	Pass
Crossload1	26.12mV	16.29mV	17.32mV	16.51mV	Pass
Crossload2	28.50mV	18.49mV	29.31mV	19.08mV	Pass

Test	12V	5V	3.3V	5VSB	Pass/Fail
Crossload3	26.50mV	15.68mV	18.83mV	17.49mV	Pass
Crossload4	30.77mV	14.45mV	16.13mV	16.97mV	Pass

The results above are not used in the certification process

230V

Test	12V	5V	3.3V	5VSB	Pass/Fail
10% Load	35.20mV	16.86mV	22.66mV	16.47mV	Pass
20% Load	26.30mV	15.48mV	17.49mV	16.47mV	Pass
30% Load	25.22mV	15.63mV	16.98mV	16.16mV	Pass
40% Load	25.12mV	16.25mV	16.57mV	15.81mV	Pass
50% Load	25.58mV	16.14mV	17.04mV	17.85mV	Pass
60% Load	27.42mV	17.83mV	16.73mV	21.23mV	Pass
70% Load	27.52mV	15.89mV	16.57mV	21.28mV	Pass
80% Load	28.75mV	15.99mV	17.50mV	24.04mV	Pass
90% Load	30.03mV	16.20mV	18.47mV	25.22mV	Pass
100% Load	29.33mV	14.93mV	17.04mV	20.81mV	Pass
110% Load	30.01mV	15.86mV	16.54mV	21.24mV	Pass
Crossload1	25.89mV	14.85mV	16.17mV	16.05mV	Pass
Crossload2	28.70mV	19.16mV	16.98mV	17.80mV	Pass
Crossload3	26.19mV	17.78mV	18.37mV	17.60mV	Pass
Crossload4	29.30mV	14.90mV	15.68mV	17.06mV	Pass

The results above are not used in the certification process

be quiet! Pure Power 13 M 750W

Top side

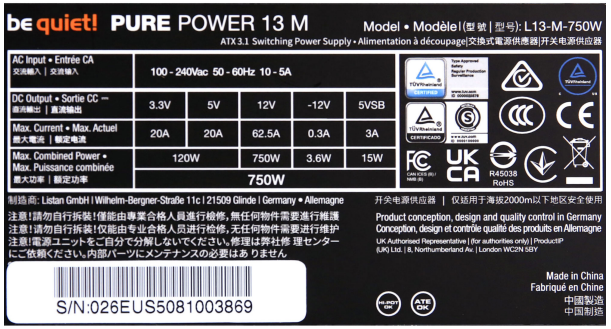

Power specifications label

Cybenetics bietet freiwillige Zertifizierungsprogramme für Netzteile – ETA für Effizienz, LAMBDA für Lautstärke und SAFE für Sicherheit und korrekten Betrieb – sowie für Kühlprodukte mit DELTA für die Schalldämmung von Gehäusen und PHI für Luftstrom und statischen Druck von Lüftern

CYBENETICS LTD Syrou 6, Latsia, 2231, Nicosia Cyprus

www.cybenetics.com - info@cybenetics.com