Sharkoon Rebel P15 750W

Serial Number -

Lab ID SK75002859

Certification ID 252859

Test Result Report ID: 25PS2859A

Certificate Issue Date: Jun 26, 2025

Scheme: ETA-EMI PSU

115V

230V

Scheme: LAMBDA PSU

115V

230V

Outside Validation Scope

General Information

Test Equipment

Electronic Loads	Chroma 63601-5 x2 Chroma 63600-2 Chroma 63640-80-80 x10 Chroma 63610-80-20
AC Sources	Chroma 6530, APM SP300VAC4000W-P, GW Instek ASR-3500
Power Analyzers	Rohde & Schwarz HMC8015 & NPA701
Oscilloscopes	Picoscope 4444, Siglent SDS2104X PLUS
Sound Analyzer	Bruel & Kjaer 2270 G4
Microphone	Bruel & Kjaer Type 4955-A
Temperature Logger	Picoscope TC-08
Tachometer	UNI-T UT372
Multimeters	Keysight 34465A
EMI Analyzer	TekBox TBMR-110M-EU
Isolation Transformer	4kVA
UPS	FSP Champ Tower 3kVA, CyberPower OLS3000E 3kVA
Testing Methodology	Cybenetics PSU Test Protocol

DUT Information(Non-accredited measurements)

Product Identification Details	
Brand	Sharkoon
Model	Rebel P15 750W
OEM/ODM	Andyson
Serial Number	-
Product Specifications	
Manufacturer-Provided Information	
Rated Voltage (Vrms)	100-240
Rated Current (Arms)	4.5-9

Rated Frequency (Hz)	50-60
Rated Power (W)	750
Operating Temperature (Continuous Full Load) (°C)	
Type	ATX12V
Cable Design	Fully Modular
Warranty	-
Cybenetics Measurements	
Dimensions (W x H x D)	
Weight	
Cooling	120mm Sleeve Bearing Fan (PY-1225M12S)
Semi-Passive Operation	✗
Cybenetics Testing Information	
Lab ID	SK75002859
Date of receipt	May 22, 2025
Testing Date	Jun 23, 2025
Report Issued Date	Jun 26, 2025
Engineer Name	-
Authorized By the Laboratory Technical Manager	Aristeidis Bitziopoulos
Signature	

Cables and Connectors(Non-accredited measurements)

Captive Cables				
Description	**Cable Count**	**Connector Count (Total)**	**Gauge**	In Cable Capacitors
ATX connector 24 pin (550mm)	1	1	18-22AWG	No
4+4 pin EPS12V (675mm+145mm)	1	2	18AWG	No
6+2 pin PCIe (530mm+150mm)	2	4	18AWG	No
12+4 pin PCIe (615mm) (600W)	1	1	16-26AWG	No
SATA (530mm+150mm+150mm) / 4-pin Molex (+150mm)	2	6 / 2	18AWG	No
AC Power Cord (1070mm) - C13 coupler	1	1	18AWG	-

Protection Features(Manufacturer)

Over Power Protection	✓
Over Current (+12V) Protection	✓
Over Temperature Protection	✓
Short Circuit Protection	✓
Surge Protection	✓
Inrush Current Protection	✓
Fan Failure Protection	✗

Power Specifications

Rail		3.3V	5V	12V	5VSB	-12V
Max. Power	Amps	18	18	62.5	3	0.3
	Watts	100		750	15	3.6
Total Max. Power (W)		750				

Parts Description

General Data	
Manufacturer (OEM)	Andyson
PCB Type	Double Sided
Primary Side	
Transient Filter	4x Y caps, 2x X caps, 2x CM chokes, 1x MOV
Inrush Protection	1x NTC Thermistor SCK-056 (5 Ohm) & Relay
Bridge Rectifier(s)	2x GBU1006 (600V, 10A @ 100°C)
APFC MOSFETs	2x PingWeiPWE180N65SFMF
APFC Boost Diode	1x Global Power Technology Co. G4S06508AT (650V, 8A @ 153°C)
Bulk Cap(s)	1x Nippon Chemi-Con (400V, 470uF, 2000h @ 105°C, KMW)

Main Switchers	2x SI24N50F
APFC Controller	Champion CM6500UNX & CM03X (Remove Phantom Power)
Resonant Controller	Champion CM6901T6X
Topology	Primary side: APFC, Half-Bridge & LLC Resonant converter Secondary side: [12V] Synchronous Rectification & [Minor Rails] DC-DC converters
Secondary Side	
+12V MOSFETs	4x PingWei PWC012N04ES (40V, 132A @ 100°C, Rds(on): 1.2mOhm)
5V & 3.3V	DC-DC Converters: 4x Way-On WMO190N03TS (30V, 120A @ 100°C, Rds(on): 2.8mOhm) PWM Controller(s): 2x ANPECAPW7164
Filtering Capacitors	Electrolytic: 9x CS (3,000 @ 105°C, WE) 5x CS (2,000 @ 105°C, WR) Polymer: 4x Polycap, 3x Teapo
Supervisor IC	Esthome EST.7630FS (OCP, FPOB, PGO, OVP, UVP)
Fan Model	POWERYEAR PY-1225H12S (120mm, 12V, 0.35A, Sleeve Bearing Fan)
5VSB/12VSB Circuit	
Rectifier	1x PingWei PS1045L SBR (45V, 10A)
Standby PWM Controller	Esthome EST.2508

Test Results

Temperature & Compliance Info

Temperature Range (°C /°F)	28-32 / 82.4-89.6
ErP Lot 3/6 Ready	✓
(EU) No 617/2013 Compliance	✓
ALPM (Alternative Low Power Mode) compatible	✓
ATX v3.1 PSU Power Excursion	✓

Performance Summary

115V

Accredited	
Average Efficiency (>1450 load combinations)	88.267%
Average Noise Output (>1450 Load Combinations)	32.05dBA
Average PF (>1450 Load Combinations)	0.981
Efficiency With 10W (≤500W) or 2% (>500W) Load	60.672%
Standby Power Consumption	0.0874W
Non-Accredited	
12V Ripple (Full Load)	57.63mV
5V Ripple (Full Load)	22.14mV
3.3V Ripple (Full Load)	20.80mV
5VSB Ripple (Full Load)	20.58mV
12V Load Regulation	0.57%
5V Load Regulation	1.53%
3.3V Load Regulation	2.19%
5VSB Load Regulation	3.99%
Inrush Current	33.220A

230V

Accredited	
Average Efficiency (>1450 load combinations)	90.393%
Average Noise Output (>1450 Load Combinations)	32.33dBA
Average PF (>1450 Load Combinations)	0.939
Efficiency With 10W (≤500W) or 2% (>500W) Load	54.828%
Standby Power Consumption	0.1061W
Non-Accredited	
12V Ripple (Full Load)	62.79mV
5V Ripple (Full Load)	23.42mV
3.3V Ripple (Full Load)	20.77mV

5VSB Ripple (Full Load)	21.26mV	
12V Load Regulation	0.63%	
5V Load Regulation	1.53%	
3.3V Load Regulation	2.28%	
5VSB Load Regulation	3.02%	
Inrush Current	65.350A	
12V Transient Response (200%)	11.50V	
5V Transient Response (200%)	4.991V	
3.3V Transient Response (200%)	3.262V	
5VSB Transient Response (200%)	4.973V	
Hold-Up Time & PWR_OK Signal	15.90ms	
AC Loss to PWR_OK Hold Up Time	14.00ms	
PWR_OK Inactive to DC Loss Delay	1.90ms	
PSU Timings: T1 (20% / 100%)	57.0ms	56.0ms
PSU Timings: T3 (20% / 100%)	119.0ms	119.0ms
12V OCP (26.0°C / 44.8°C)	86.00A (137.60%), 12.207V	90.00A (144.00%), 12.223V
5V OCP (26.0°C / 44.8°C)	23A (127.78%), 5.083V	23A (127.78%), 5.081V
3.3V OCP (26.0°C / 44.8°C)	22A (122.22%), 3.372V	21.4A (118.89%), 3.37V
5VSB OCP (26.0°C / 44.8°C)	4.3A (143.33%), 4.947V	4.2A (140.00%), 4.944V
OPP (27.58°C / 45.21°C)	147.28%	135.01%

Hold-Up Time & PWR_OK Signal

Hold-Up Time (ms)	15.9
AC Loss to PWR_OK Hold Up Time (ms)	14
PWR_OK Inactive to DC Loss Delay (ms)	1.9

Stromverbrauch im Ruhezustand

Tables

115V

Detailed Results						
	Average	Min	Limit Min	Max	Limit Max	Result
Mains Voltage RMS:	115.08 V	115.04 V	113.85 V	115.13 V	116.15 V	PASS
Mains Frequency:	60.00 Hz	59.99 Hz	59.40 Hz	60.01 Hz	60.60 Hz	PASS
Mains Voltage CF:	1.416	1.415	1.340	1.418	1.490	PASS
Mains Voltage THD:	0.13 %	0.09 %	N/A	0.17 %	2.00 %	PASS
Real Power:	0.087 W	0.067 W	N/A	0.107 W	N/A	N/A
Apparent Power:	8.791 W	8.206 W	N/A	9.379 W	N/A	N/A
Power Factor:	0.009	N/A	N/A	N/A	N/A	N/A

230V

Detailed Results						
	Average	Min	Limit Min	Max	Limit Max	Result
Mains Voltage RMS:	231.02 V	230.90 V	227.70 V	231.09 V	232.30 V	PASS
Mains Frequency:	50.00 Hz	49.99 Hz	49.50 Hz	50.01 Hz	50.50 Hz	PASS
Mains Voltage CF:	1.417	1.416	1.340	1.419	1.490	PASS
Mains Voltage THD:	0.17 %	0.14 %	N/A	0.28 %	2.00 %	PASS
Real Power:	0.106 W	0.068 W	N/A	0.148 W	N/A	N/A
Apparent Power:	28.193 W	27.315 W	N/A	29.056 W	N/A	N/A
Power Factor:	0.003	N/A	N/A	N/A	N/A	N/A

Efficiency Graph

115V

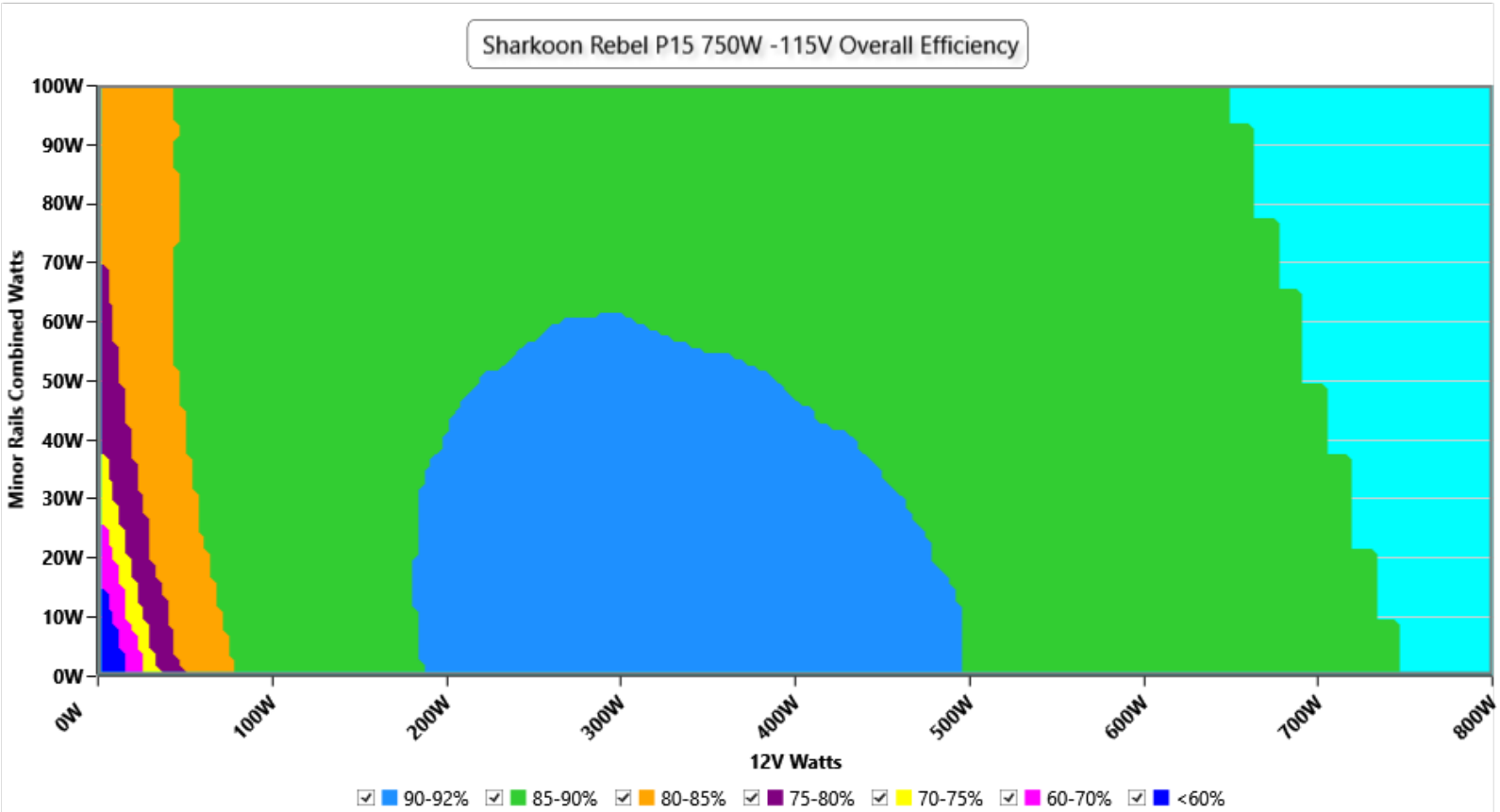

INFO

This graph depicts the PSU`s efficiency throughout its entire operational range. For the generation of the efficiency and noise graphs we set our loaders to auto mode through our custom-made software before trying thousands of possible load combinations

230V

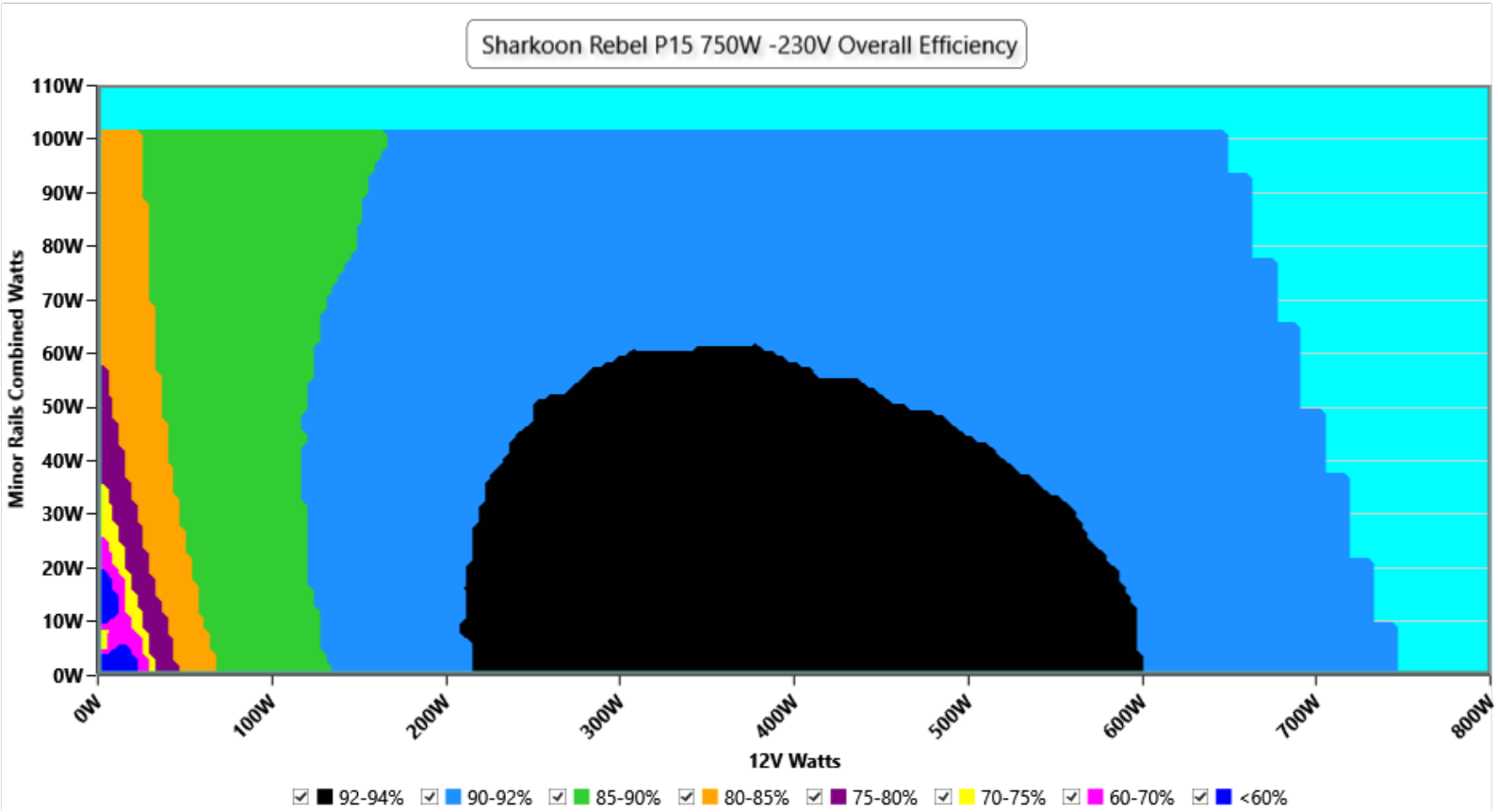

INFO

This graph depicts the PSU`s efficiency throughout its entire operational range. For the generation of the efficiency and noise graphs we set our loaders to auto mode through our custom-made software before trying thousands of possible load combinations

Noise Graph

115V

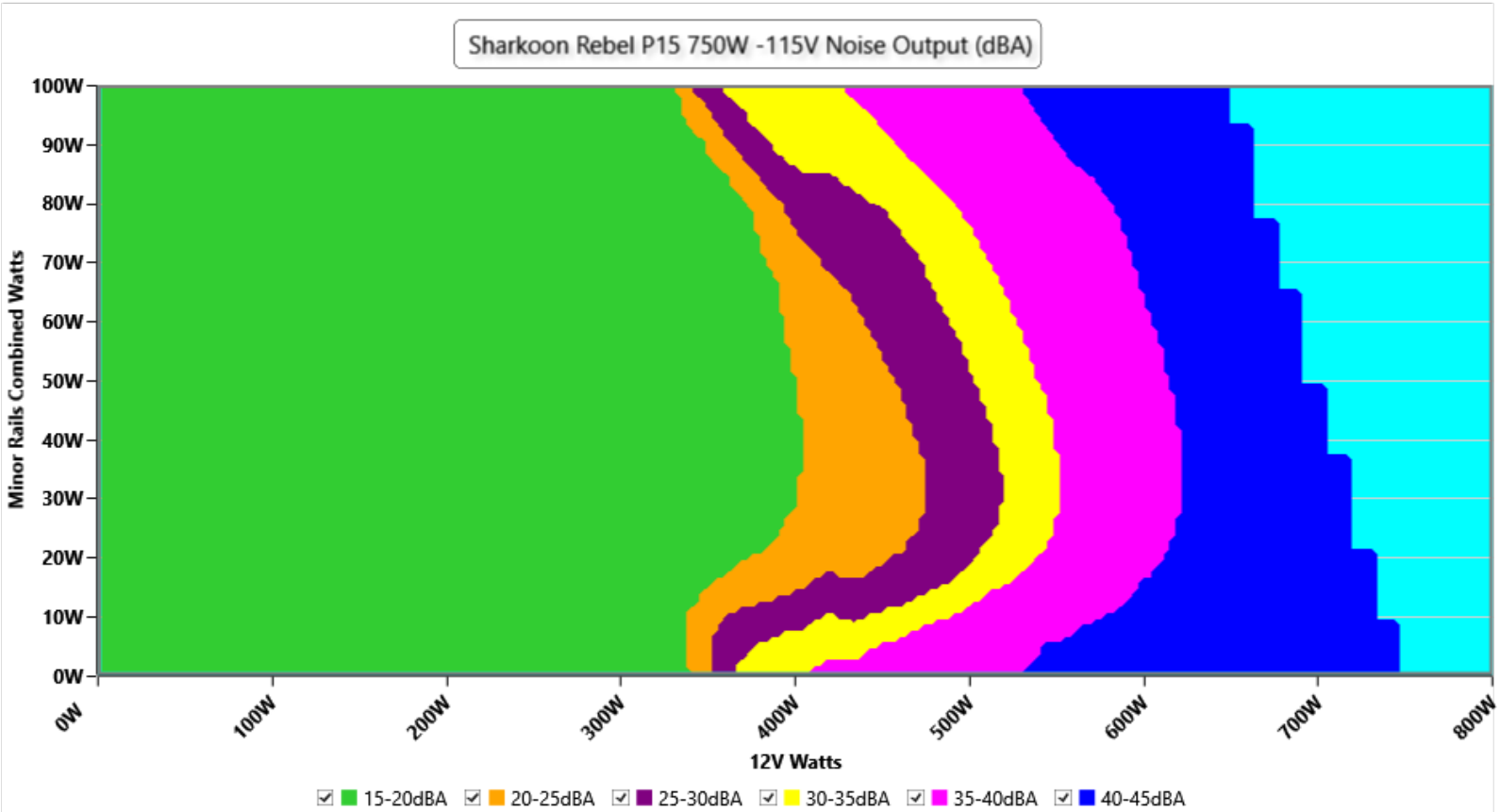

INFO

The PSU`s noise in its entire operational range and under 30-32 °C ambient is depicted in this graph. The X axis represents the load on the +12V rail(s) while the Y axis is the load on the minor rails

230V

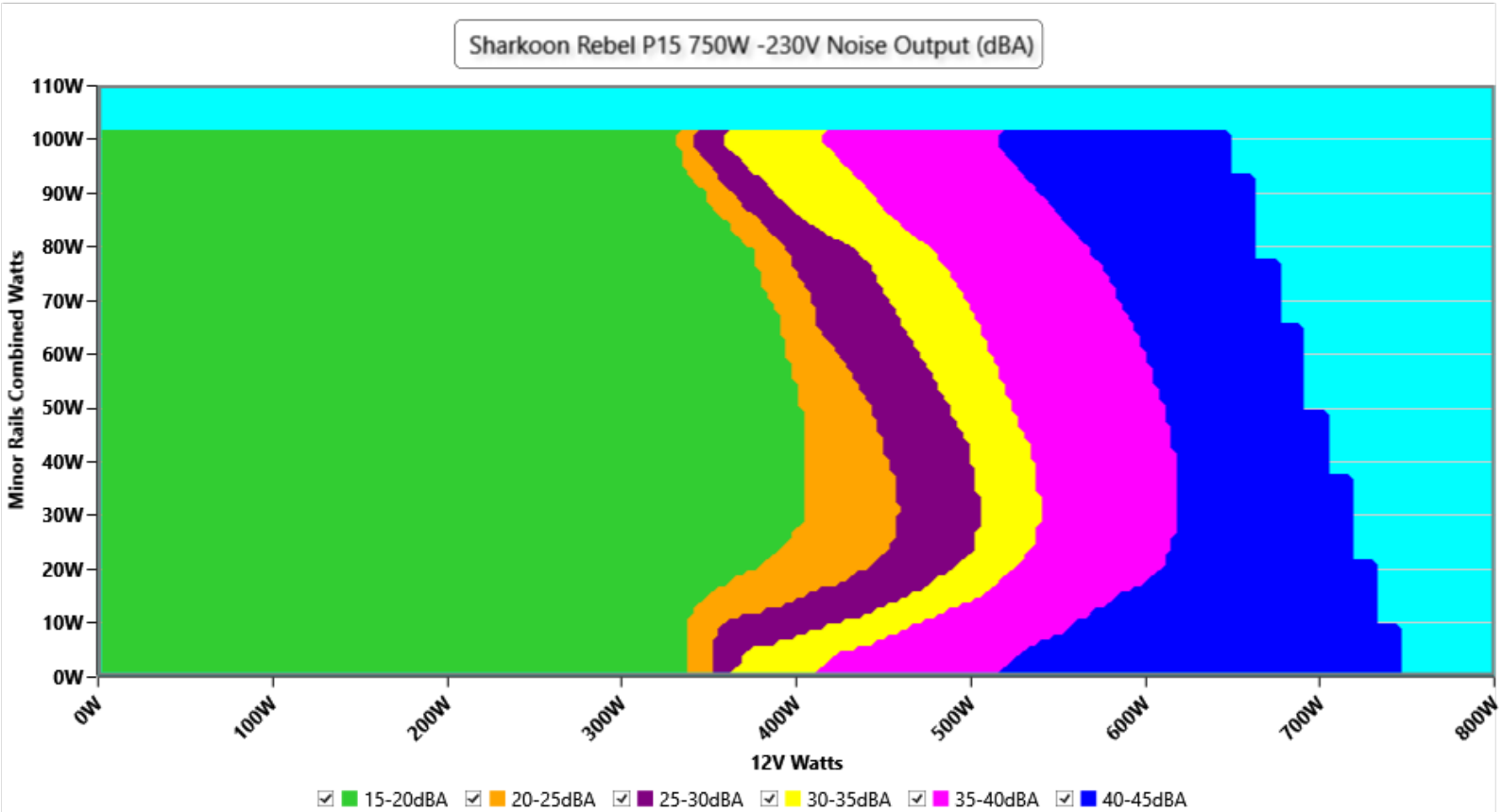

INFO

The PSU`s noise in its entire operational range and under 30-32 °C ambient is depicted in this graph. The X axis represents the load on the +12V rail(s) while the Y axis is the load on the minor rails

Conducted Emissions EN 55032 & CISPR 32

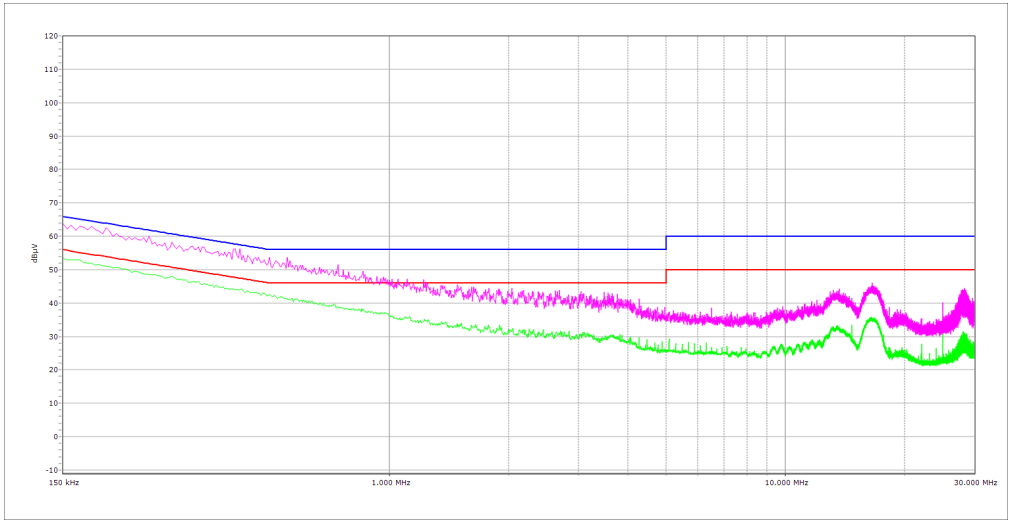

NEUTRAL

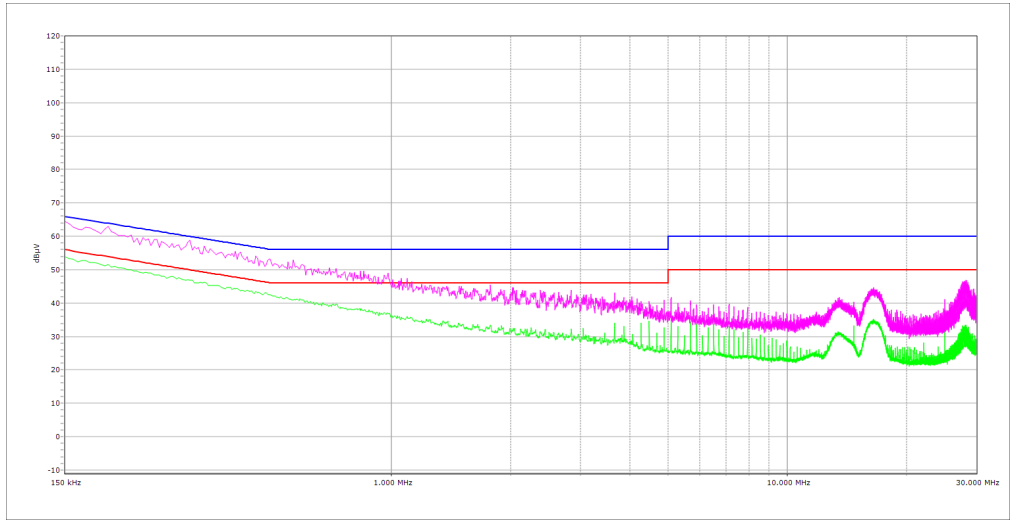

PHASE

Indicative Performance

Efficiency under high ambient temperature

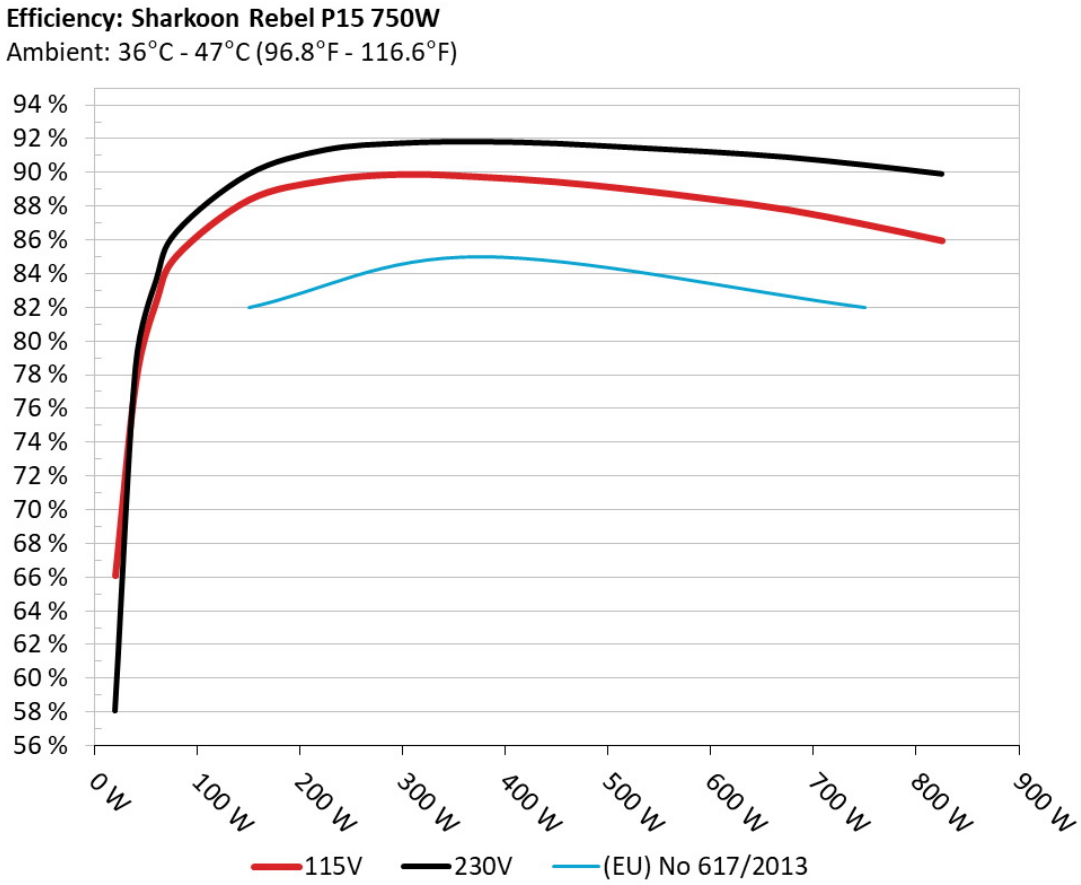

INFO

The PSU`s efficiency under high ambient temperatures with 115V and 230V input. For this graph the results of the 10-110% load regulation table are used

5VSB Efficiency

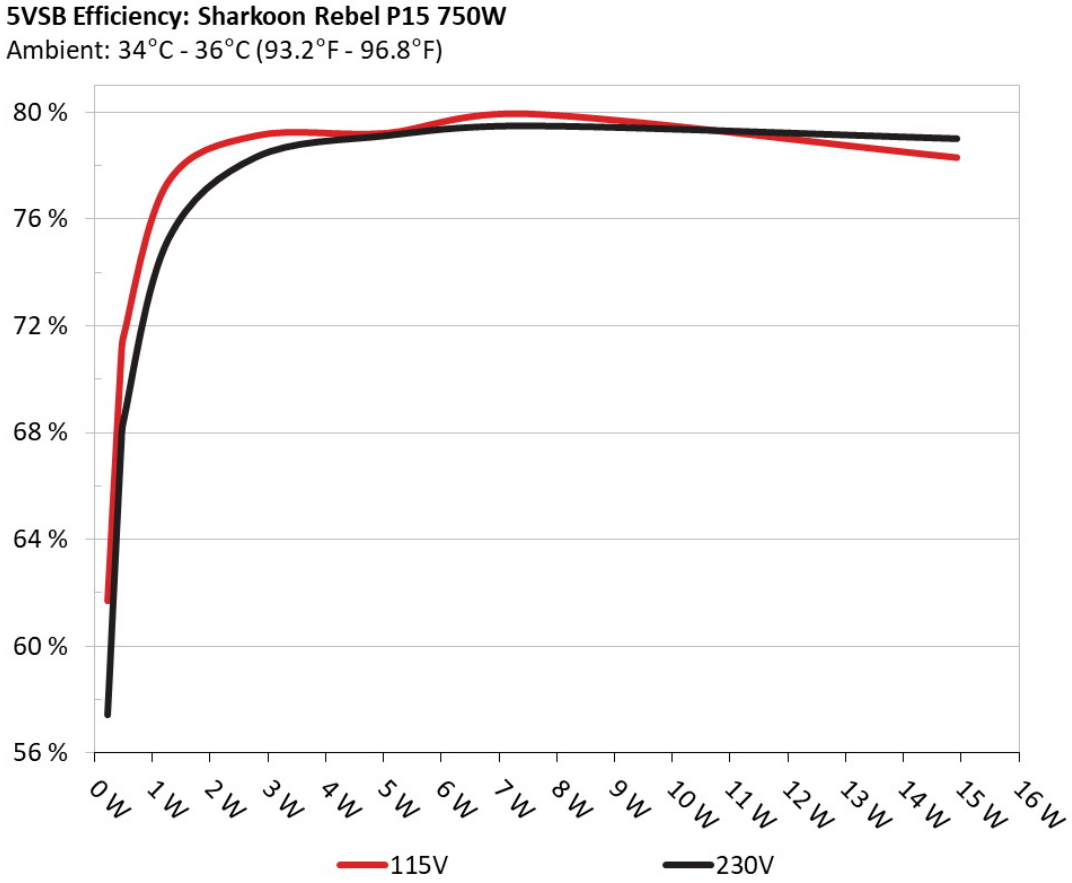

INFO

This graph depicts the efficiency levels of the 5VSB rail with 115V and 230V input

5VSB Efficiency (ERP LOT 3/6 & CEC)

115V

Test #	5VSB	DC/AC (Watts)	Efficiency	PF/AC Volts
1	**0.045A**	0.229W	61.71%	0.046
	5.098V	0.371W		115.08V
2	**0.09A**	0.459W	70.684%	0.079
	5.096V	0.649W		115.08V
3	**0.55A**	2.793W	79.13%	0.304
	5.078V	3.53W		115.08V
4	**1A**	5.059W	79.228%	0.394
	5.059V	6.386W		115.08V
5	**1.5A**	7.558W	79.948%	0.435
	5.038V	9.453W		115.08V
6	**3A**	14.92W	78.314%	0.493
	4.973V	19.052W		115.07V

230V

Test #	5VSB	DC/AC (Watts)	Efficiency	PF/AC Volts
1	**0.045A**	0.229W	57.436%	0.015
	5.097V	0.399W		230.25V
2	**0.09A**	0.459W	67.38%	0.026
	5.095V	0.681W		230.25V
3	**0.55A**	2.792W	78.33%	0.127
	5.077V	3.564W		230.24V
4	**1A**	5.058W	79.141%	0.204
	5.058V	6.391W		230.24V
5	**1.5A**	7.556W	79.505%	0.265
	5.037V	9.504W		230.24V
6	**3A**	14.917W	79.026%	0.361
	4.972V	18.875W		230.24V

Protection Features

OCP (Normal @ 26.0°C)	12V: 86.00A (137.60%), 12.207V 5V: 23A (127.78%), 5.083V 3.3V: 22A (122.22%), 3.372V 5VSB: 4.3A (143.33%), 4.947V
OCP (Hot @ 44.8°C)	12V: 90.00A (144.00%), 12.223V 5V: 23A (127.78%), 5.081V 3.3V: 21.4A (118.89%), 3.37V 5VSB: 4.2A (140.00%), 4.944V
OPP (Normal @ 27.6°C)	1104.61W (147.28%)
OPP (Hot @ 45.2°C)	1012.58W (135.01%)
OTP	✓ (108°C @ Heat Sink)
SCP	12V to Earth: ✓ 5V to Earth: ✓ 3.3V to Earth: ✓ 5VSB to Earth: ✓ -12V to Earth: ✓
PWR_OK	Proper Operation
UVP (Full Load @ 90V)	✓
UVP (No Damage @ 80V)	✓
Conducted Emissions EN55032 & CISPR 32	✓
NLO	✓
Fan Failure Protection	✗
SIP	Surge: MOV Inrush: NTC & Bypass Relay

Supplementary Tests (For Reference)

Typical Load Tests

115V

Test	12V	5V	3.3V	5VSB	DC/AC (Watts)	Efficiency	Fan Speed (RPM)	PSU Noise (dB[A])	Temps (In/Out)	PF/AC Volts
10%	**4.342A**	**1.956A**	**1.941A**	**0.992A**	75.006	83.61%	860	20.2	40.41°C	0.968
	12.300V	5.113V	3.4V	5.042V	89.708				44.52°C	115.05V
20%	**9.679A**	**2.938A**	**2.919A**	**1.194A**	149.946	88.396%	867	20	40.61°C	0.968
	12.299V	5.106V	3.392V	5.027V	169.629				46.88°C	115.02V
30%	**15.362A**	**3.433A**	**3.412A**	**1.397A**	224.949	89.552%	1300	32.8	41.12°C	0.971
	12.295V	5.099V	3.386V	5.011V	251.194				46.68°C	115V
40%	**21.064A**	**3.929A**	**3.908A**	**1.601A**	300.041	89.915%	1377	34.4	41.57°C	0.979
	12.288V	5.092V	3.378V	4.997V	333.697				48.41°C	114.98V
50%	**26.389A**	**4.919A**	**4.897A**	**1.807A**	374.504	89.762%	1686	40.1	42.41°C	0.984
	12.278V	5.084V	3.37V	4.981V	417.221				49.74°C	114.95V
60%	**31.757A**	**5.911A**	**5.89A**	**2A**	449.339	89.466%	1906	43.2	42.53°C	0.987
	12.267V	5.076V	3.362V	4.966V	502.248				51.17°C	114.92V
70%	**37.133A**	**6.908A**	**6.89A**	**2.223A**	524.307	89.005%	1982	45.1	43.23°C	0.989
	12.258V	5.068V	3.353V	4.948V	589.075				53.03°C	114.9V
80%	**42.584A**	**7.905A**	**7.892A**	**2.33A**	599.502	88.443%	1983	45.1	43.62°C	0.99
	12.249V	5.059V	3.345V	4.937V	677.843				55.25°C	114.87V
90%	**48.368A**	**8.412A**	**8.388A**	**2.436A**	674.533	87.806%	1984	45.1	44.18°C	0.991
	12.240V	5.052V	3.338V	4.926V	768.207				58.72°C	114.84V
100%	**53.963A**	**8.921A**	**8.916A**	**3.068A**	749.745	86.936%	1984	45.1	45.49°C	0.992
	12.231V	5.044V	3.331V	4.889V	862.408				63.1°C	114.81V
110%	**59.441A**	**9.93A**	**10.02A**	**3.073A**	824.754	85.968%	1984	45.1	46.34°C	0.993
	12.221V	5.035V	3.323V	4.882V	959.37				67.4°C	114.78V
CL1	**0.114A**	**11.832A**	**11.74A**	**0A**	101.293	80.683%	1605	38.4	41.32°C	0.987
	12.298V	5.088V	3.381V	5.068V	125.547				46.29°C	115.04V

Test	12V	5V	3.3V	5VSB	DC/AC (Watts)	Efficiency	Fan Speed (RPM)	PSU Noise (dB[A])	Temps (In/Out)	PF/AC Volts
CL2	**0.113A**	**17.676A**	**0A**	**0A**	91.389	80.261%	1397	34.9	40.53°C	0.989
	12.299V	5.092V	3.395V	5.078V	113.866				43.72°C	115.05V
CL3	**0.112A**	**0A**	**17.555A**	**0A**	60.781	73.702%	1053	26.5	40.38°C	0.965
	12.294V	5.104V	3.383V	5.074V	82.468				44.07°C	115.06V
CL4	**61.269A**	**0A**	**0A**	**0A**	749.551	88.014%	1992	45.3	45.14°C	0.992
	12.234V	5.069V	3.348V	5.044V	851.636				59.79°C	114.81V

The results above are not used in the certification process

230V

Test	12V	5V	3.3V	5VSB	DC/AC (Watts)	Efficiency	Fan Speed (RPM)	PSU Noise (dB[A])	Temps (In/Out)	PF/AC Volts
10%	**4.342A**	**1.956A**	**1.942A**	**0.989A**	75.009	85.174%	854	20.1	40.27°C	0.826
	12.299V	5.113V	3.399V	5.056V	88.067				42.4°C	230.17V
20%	**9.682A**	**2.939A**	**2.919A**	**1.19A**	149.958	89.867%	858	20.2	40.81°C	0.918
	12.297V	5.106V	3.391V	5.044V	166.865				44.43°C	230.15V
30%	**15.368A**	**3.433A**	**3.413A**	**1.392A**	224.972	91.317%	1254	31.8	41.27°C	0.937
	12.293V	5.099V	3.385V	5.031V	246.365				45.36°C	230.13V
40%	**21.070A**	**3.929A**	**3.91A**	**1.594A**	300.061	91.714%	1390	34.8	41.8°C	0.95
	12.285V	5.092V	3.377V	5.02V	327.168				46°C	230.12V
50%	**26.393A**	**4.918A**	**4.898A**	**1.797A**	374.469	91.797%	1608	38.5	42.24°C	0.955
	12.274V	5.084V	3.369V	5.008V	407.93				46.32°C	230.15V
60%	**31.762A**	**5.911A**	**5.892A**	**2A**	449.331	91.691%	1823	42.3	42.93°C	0.959
	12.264V	5.076V	3.361V	4.996V	490.045				46.77°C	230.17V
70%	**37.139A**	**6.908A**	**6.892A**	**2.208A**	524.228	91.45%	1967	44.6	43.17°C	0.964
	12.254V	5.068V	3.352V	4.982V	573.241				46.24°C	230.17V
80%	**42.597A**	**7.905A**	**7.896A**	**2.313A**	599.427	91.195%	1983	45.1	43.62°C	0.967
	12.243V	5.059V	3.343V	4.972V	657.301				48.91°C	230.16V
90%	**48.384A**	**8.412A**	**8.393A**	**2.418A**	674.469	90.879%	1983	45.1	44.39°C	0.969
	12.235V	5.052V	3.336V	4.963V	742.163				50.79°C	230.15V

Test	12V	5V	3.3V	5VSB	DC/AC (Watts)	Efficiency	Fan Speed (RPM)	PSU Noise (dB[A])	Temps (In/Out)	PF/AC Volts
100%	**53.989A**	**8.922A**	**8.923A**	**3.038A**	749.687	90.418%	1984	45.1	45.58°C	0.971
	12.225V	5.044V	3.328V	4.937V	829.135				52.76°C	230.14V
110%	**59.468A**	**9.931A**	**10.029A**	**3.043A**	824.7	89.891%	1984	45.1	46.84°C	0.973
	12.215V	5.035V	3.32V	4.929V	917.441				55.32°C	230.13V
CL1	**0.112A**	**11.827A**	**11.739A**	**0A**	101.28	83.277%	929	22.4	40.49°C	0.877
	12.291V	5.09V	3.382V	5.071V	121.623				41.92°C	230.24V
CL2	**0.112A**	**17.673A**	**0A**	**0A**	91.381	81.706%	1096	27.7	40.08°C	0.864
	12.297V	5.092V	3.396V	5.078V	111.841				41.87°C	230.24V
CL3	**0.112A**	**0A**	**17.561A**	**0A**	60.775	75.548%	859	20.2	40.38°C	0.806
	12.293V	5.105V	3.382V	5.075V	80.442				41.66°C	230.24V
CL4	**61.296A**	**0A**	**0A**	**0A**	749.526	91.32%	1994	45.4	45.32°C	0.97
	12.228V	5.068V	3.347V	5.044V	820.772				52.69°C	230.14V

The results above are not used in the certification process

Light Load Tests

115V

Test	12V	5V	3.3V	5VSB	DC/AC (Watts)	Efficiency	Fan Speed (RPM)	PSU Noise (dB[A])	Temps (In/Out)	PF/AC Volts
20W	**1.208A**	**0.488A**	**0.485A**	**0.197A**	20.003	66.051%	843	19.2	36.02°C	0.883
	12.301V	5.121V	3.404V	5.084V	30.285				38.81°C	115.07V
40W	**2.658A**	**0.684A**	**0.679A**	**0.295A**	40.002	77.622%	850	19.8	37.44°C	0.942
	12.299V	5.119V	3.402V	5.078V	51.533				40.52°C	115.06V
60W	**4.108A**	**0.879A**	**0.873A**	**0.394A**	60.002	82.387%	854	19.8	38.02°C	0.963
	12.299V	5.117V	3.401V	5.072V	72.829				41.84°C	115.06V
80W	**5.554A**	**1.075A**	**1.068A**	**0.494A**	79.946	85.096%	856	20.1	39.04°C	0.969
	12.300V	5.115V	3.399V	5.066V	93.948				43.18°C	115.05V

The results above are not used in the certification process

230V

Test	12V	5V	3.3V	5VSB	DC/AC (Watts)	Efficiency	Fan Speed (RPM)	PSU Noise (dB[A])	Temps (In/Out)	PF/AC Volts
20W	**1.208A**	**0.488A**	**0.485A**	**0.197A**	20.001	58.063%	843	19.2	36.14°C	0.524
	12.302V	5.121V	3.404V	5.086V	30.131				38.05°C	230.22V
40W	**2.658A**	**0.684A**	**0.679A**	**0.295A**	40.003	78.433%	846	19.5	37.81°C	0.682
	12.299V	5.119V	3.402V	5.082V	51.003				39.28°C	230.19V
60W	**4.108A**	**0.88A**	**0.874A**	**0.394A**	60.006	83.58%	850	19.8	38.99°C	0.78
	12.299V	5.117V	3.4V	5.077V	71.795				41.16°C	230.17V
80W	**5.555A**	**1.075A**	**1.068A**	**0.493A**	79.958	86.456%	852	19.8	39.25°C	0.835
	12.299V	5.115V	3.399V	5.072V	92.481				42.01°C	230.16V

The results above are not used in the certification process

Ripple Measurements

115V

Test	12V	5V	3.3V	5VSB	Pass/Fail
10% Load	18.25mV	14.01mV	14.53mV	11.46mV	Pass
20% Load	22.63mV	14.84mV	14.69mV	12.54mV	Pass
30% Load	26.86mV	14.68mV	15.51mV	12.54mV	Pass
40% Load	30.47mV	14.84mV	15.67mV	13.11mV	Pass
50% Load	31.81mV	16.07mV	16.29mV	14.81mV	Pass
60% Load	34.13mV	17.26mV	17.01mV	25.03mV	Pass
70% Load	37.53mV	18.19mV	17.84mV	14.61mV	Pass
80% Load	42.90mV	21.59mV	19.14mV	16.52mV	Pass
90% Load	49.29mV	21.95mV	21.15mV	18.74mV	Pass
100% Load	57.63mV	22.14mV	20.80mV	20.58mV	Pass
110% Load	68.92mV	26.07mV	21.55mV	22.80mV	Pass
Crossload1	21.56mV	21.66mV	20.05mV	10.80mV	Pass
Crossload2	20.68mV	19.47mV	18.98mV	11.67mV	Pass

Test	12V	5V	3.3V	5VSB	Pass/Fail
Crossload3	19.54mV	21.74mV	19.50mV	11.20mV	Pass
Crossload4	57.52mV	15.21mV	16.15mV	16.88mV	Pass

The results above are not used in the certification process

230V

Test	12V	5V	3.3V	5VSB	Pass/Fail
10% Load	17.01mV	14.27mV	15.05mV	12.13mV	Pass
20% Load	21.96mV	14.42mV	15.26mV	12.80mV	Pass
30% Load	26.61mV	14.84mV	15.41mV	12.85mV	Pass
40% Load	31.24mV	15.76mV	16.86mV	13.78mV	Pass
50% Load	33.05mV	16.79mV	17.01mV	15.02mV	Pass
60% Load	35.88mV	18.19mV	17.74mV	25.75mV	Pass
70% Load	39.59mV	18.70mV	18.72mV	15.79mV	Pass
80% Load	46.35mV	21.07mV	20.01mV	18.43mV	Pass
90% Load	54.96mV	22.15mV	20.94mV	19.46mV	Pass
100% Load	62.79mV	23.42mV	20.77mV	21.26mV	Pass
110% Load	74.65mV	24.08mV	21.93mV	23.07mV	Pass
Crossload1	21.49mV	24.58mV	19.57mV	11.64mV	Pass
Crossload2	21.09mV	21.07mV	19.34mV	12.18mV	Pass
Crossload3	18.82mV	21.69mV	20.27mV	12.39mV	Pass
Crossload4	61.92mV	15.03mV	16.28mV	15.98mV	Pass

The results above are not used in the certification process

Sharkoon Rebel P15 750W

Top side

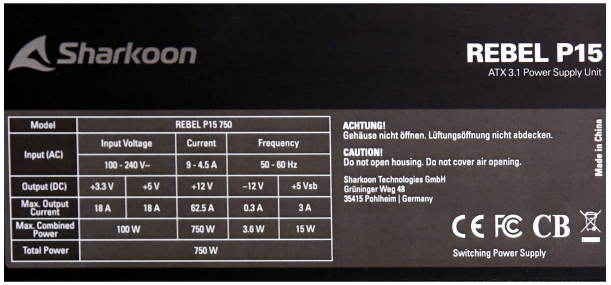

Power specifications label

Cybenetics bietet freiwillige Zertifizierungsprogramme für Netzteile – ETA für Effizienz, LAMBDA für Lautstärke und SAFE für Sicherheit und korrekten Betrieb – sowie für Kühlprodukte mit DELTA für die Schalldämmung von Gehäusen und PHI für Luftstrom und statischen Druck von Lüftern

CYBENETICS LTD Syrou 6, Latsia, 2231, Nicosia Cyprus

www.cybenetics.com - info@cybenetics.com