CPS PCCooler YT1200

Serial Number -

Lab ID PL12002862

Certification ID 252862

Test Result Report ID: 25PS2862A

Certificate Issue Date: Jul 2, 2025

Scheme: ETA-EMI PSU

115V 230V

Scheme: LAMBDA PSU

115V 230V

Outside Validation Scope

General Information

Test Equipment

Electronic Loads	Chroma 63601-5 x2 Chroma 63600-2 Chroma 63640-80-80 x10 Chroma 63610-80-20
AC Sources	Chroma 6530, APM SP300VAC4000W-P, GW Instek ASR-3500
Power Analyzers	Rohde & Schwarz HMC8015 & NPA701
Oscilloscopes	Picoscope 4444, Siglent SDS2104X PLUS
Sound Analyzer	Bruel & Kjaer 2270 G4
Microphone	Bruel & Kjaer Type 4955-A
Temperature Logger	Picoscope TC-08
Tachometer	UNI-T UT372
Multimeters	Keysight 34465A
EMI Analyzer	TekBox TBMR-110M-EU
Isolation Transformer	4kVA
UPS	FSP Champ Tower 3kVA, CyberPower OLS3000E 3kVA
Testing Methodology	Cybenetics PSU Test Protocol

DUT Information(Non-accredited measurements)

Product Identification Details	
Brand	CPS PCCooler
Model	YT1200
OEM/ODM	Andyson
Serial Number	-
Product Specifications	
Manufacturer-Provided Information	
Rated Voltage (Vrms)	100-240
Rated Current (Arms)	7-14

Rated Frequency (Hz)	50-60
Rated Power (W)	1200
Operating Temperature (Continuous Full Load) (°C)	
Type	ATX12V
Cable Design	Fully Modular
Warranty	-
Cybenetics Measurements	
Dimensions (W x H x D)	
Weight	
Cooling	135mm Fluid Dynamic Bearing Fan (HA13525H12F-Z)
Semi-Passive Operation	✓ (selectable)
Cybenetics Testing Information	
Lab ID	PL12002862
Date of receipt	May 29, 2025
Testing Date	Jun 24, 2025
Report Issued Date	Jul 2, 2025
Engineer Name	-
Authorized By the Laboratory Technical Manager	Aristeidis Bitziopoulos
Signature	

Cables and Connectors(Non-accredited measurements)

Modular Cables				
Description	**Cable Count**	**Connector Count (Total)**	**Gauge**	In Cable Capacitors
ATX connector 20+4 pin (610mm)	1	1	16AWG	No
4+4 pin EPS12V (650mm)	2	2	16AWG	No
6+2 pin PCIe (600mm)	3	3	16AWG	No
12+4 pin PCIe (650mm) (600W)	1	1	16-24AWG	No
SATA (445mm+150mm+150mm) / 4-pin Molex (+150mm)	3	9 / 3	18AWG	No
AC Power Cord (1380mm) - C13 coupler	1	1	18AWG	-

Protection Features(Manufacturer)

Over Power Protection	✓
Over Current (+12V) Protection	✓
Over Temperature Protection	✓
Short Circuit Protection	✓
Surge Protection	✓
Inrush Current Protection	✓
Fan Failure Protection	✗

Power Specifications

Rail		3.3V	5V	12V	5VSB	-12V
Max. Power	Amps	20	20	100	3	0.3
	Watts	100		1200	15	3.6
Total Max. Power (W)		1200				

Parts Description

General Data	
Manufacturer (OEM)	Andyson
PCB Type	Double-Sided
Primary Side	
Transient Filter	4x Y caps, 2x X caps, 2x CM chokes, 1x MOV
Inrush Protection	NTC Thermistor SCK205R0 (5 ohm) & Relay
Bridge Rectifier(s)	2x MCC Semi GBU2508 (800V, 25A @ 98°C)
APFC MOSFETs	2x Way-on WML53N60C4 (600V, 26A @ 100°C, Rds(on): 0.07Ohm)
APFC Boost Diode	CREE C3D10060A (600V, 10A @ 150°C)
Bulk Cap(s)	2x Nippon Chemi-Con (450V, 560uF each or 1120uF combined, 2000h @ 105°C,KMW)
Main Switchers	4x Way-On WML36N60F2 (600V, 20A @ 100°C, Rds(on): 0.11Ohm)
APFC Controller	Champion CM6500UNX
Resonant Controller	Champion CU6901VPA
Topology	Primary side: APFC, Full-Bridge & LLC Resonant converter Secondary side: [12V] Synchronous Rectification & [Minor Rails] DC-DC converters

Secondary Side	
+12V MOSFETs	8x Ping Wei PWC012N4ES (40V, 132A @ 100°C, Rds(on): 1.2mOhm)
5V & 3.3V	DC-DC Converters: 6 x Way-On WMB050N03LG4 (30V, 41A @ 100°C, Rds(on): 5.4mOhm) PWM Controller(s): ANPEC APW7159C
Filtering Capacitors	Electrolytic: 7x Rubycon (4-10,000h @105°C, YXS) 4x Rubycon (6-10,000h @105°C, ZLH) 1x Rubycon (4-10,000h @105°C, YXJ) Nippon Chemi-Con (10,000h @105°C, LE) Teapo (3,000h @105°C, SC) Polymer: 15x FPCAP, 15x Polycap, 1x no info
Supervisor IC	Weltrend WT7527 (OCP, OTP, OVP, UVP, SCP, PG)
Fan Controller / Micro Controller	Weltrend WT51F104
Fan Model	Hong Hua HA13525H12F-Z (135mm, 12V, 0.50, Fluid Dynamic Bearing Fan)
5VSB	
Rectifier	PJ335M
Standby PWM Controller	Excelliance MOS EMB8569C

Test Results

Temperature & Compliance Info

Temperature Range (°C /°F)	28-32 / 82.4-89.6
ErP Lot 3/6 Ready	✓
(EU) No 617/2013 Compliance	✓
ALPM (Alternative Low Power Mode) compatible	✓
ATX v3.1 PSU Power Excursion	✓

Performance Summary

115V

Accredited	
Average Efficiency (>1450 load combinations)	89.729%
Average Noise Output (>1450 Load Combinations)	32.36dBA
Average PF (>1450 Load Combinations)	0.981
Efficiency With 10W (≤500W) or 2% (>500W) Load	78.320%
Standby Power Consumption	0.0490W
Non-Accredited	
12V Ripple (Full Load)	18.20mV
5V Ripple (Full Load)	12.02mV
3.3V Ripple (Full Load)	18.08mV
5VSB Ripple (Full Load)	27.67mV
12V Load Regulation	0.67%
5V Load Regulation	0.56%
3.3V Load Regulation	0.89%
5VSB Load Regulation	2.96%
Inrush Current	33.720A

230V

Accredited	
Average Efficiency (>1450 load combinations)	91.597%
Average Noise Output (>1450 Load Combinations)	32.43dBA
Average PF (>1450 Load Combinations)	0.940
Efficiency With 10W (≤500W) or 2% (>500W) Load	81.036%
Standby Power Consumption	0.1308W
Non-Accredited	
12V Ripple (Full Load)	16.65mV
5V Ripple (Full Load)	12.76mV
3.3V Ripple (Full Load)	18.27mV

5VSB Ripple (Full Load)	20.84mV	
12V Load Regulation	0.70%	
5V Load Regulation	0.60%	
3.3V Load Regulation	0.95%	
5VSB Load Regulation	3.00%	
Inrush Current	73.240A	
12V Transient Response (200%)	11.28V	
5V Transient Response (200%)	4.907V	
3.3V Transient Response (200%)	3.277V	
5VSB Transient Response (200%)	4.951V	
Hold-Up Time & PWR_OK Signal	24.20ms	
AC Loss to PWR_OK Hold Up Time	19.30ms	
PWR_OK Inactive to DC Loss Delay	4.90ms	
PSU Timings: T1 (20% / 100%)	97.0ms	97.0ms
PSU Timings: T3 (20% / 100%)	121.0ms	123.0ms
12V OCP (29.8°C / 45.1°C)	126.20A (126.20%), 12.120V	117.60A (117.60%), 12.117V
5V OCP (29.8°C / 45.1°C)	29.8A (149.00%), 4.992V	29.8A (149.00%), 4.991V
3.3V OCP (29.8°C / 45.1°C)	28.7A (143.50%), 3.363V	28.7A (143.50%), 3.362V
5VSB OCP (29.8°C / 45.1°C)	6.1A (203.33%), 4.973V	6.4A (213.33%), 4.96V
OPP (29.29°C / 45.73°C)	127.17%	117.34%

Hold-Up Time & PWR_OK Signal

Hold-Up Time (ms)	24.2
AC Loss to PWR_OK Hold Up Time (ms)	19.3
PWR_OK Inactive to DC Loss Delay (ms)	4.9

Vampire Power

Tables

115V

Detailed Results						
	Average	Min	Limit Min	Max	Limit Max	Result
Mains Voltage RMS:	115.08 V	115.03 V	113.85 V	115.14 V	116.15 V	PASS
Mains Frequency:	60.00 Hz	59.99 Hz	59.40 Hz	60.02 Hz	60.60 Hz	PASS
Mains Voltage CF:	1.417	1.415	1.340	1.419	1.490	PASS
Mains Voltage THD:	0.15 %	0.10 %	N/A	0.21 %	2.00 %	PASS
Real Power:	0.049 W	-0.003 W	N/A	0.092 W	N/A	N/A
Apparent Power:	10.430 W	10.088 W	N/A	10.790 W	N/A	N/A
Power Factor:	0.005	N/A	N/A	N/A	N/A	N/A

230V

Detailed Results						
	Average	Min	Limit Min	Max	Limit Max	Result
Mains Voltage RMS:	231.04 V	230.91 V	227.70 V	231.12 V	232.30 V	PASS
Mains Frequency:	50.00 Hz	49.99 Hz	49.50 Hz	50.01 Hz	50.50 Hz	PASS
Mains Voltage CF:	1.417	1.416	1.340	1.419	1.490	PASS
Mains Voltage THD:	0.17 %	0.14 %	N/A	0.28 %	2.00 %	PASS
Real Power:	0.131 W	0.088 W	N/A	0.192 W	N/A	N/A
Apparent Power:	34.253 W	33.723 W	N/A	34.778 W	N/A	N/A
Power Factor:	0.003	N/A	N/A	N/A	N/A	N/A

Efficiency Graph

115V

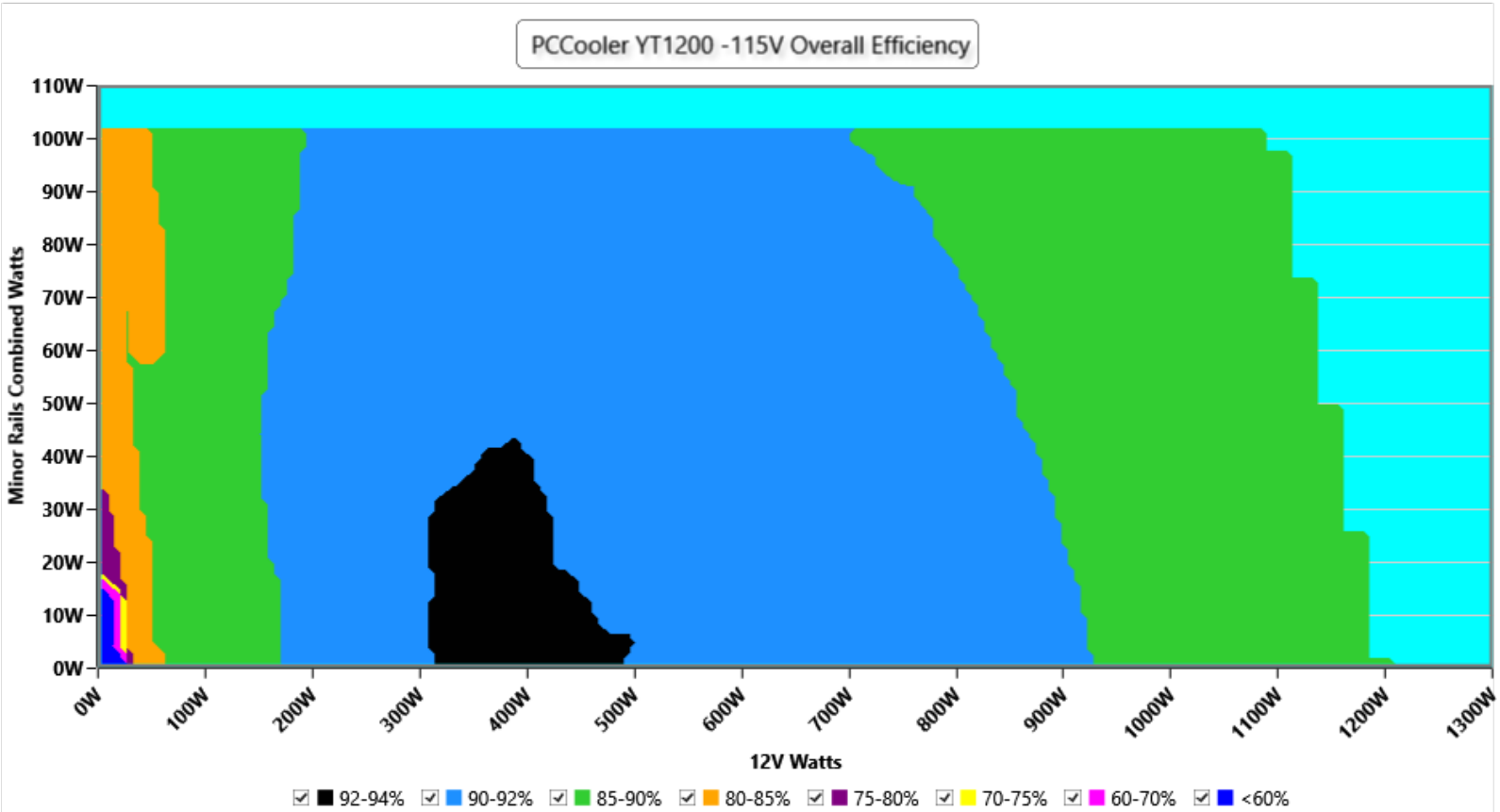

INFO

This graph depicts the PSU`s efficiency throughout its entire operational range. For the generation of the efficiency and noise graphs we set our loaders to auto mode through our custom-made software before trying thousands of possible load combinations

230V

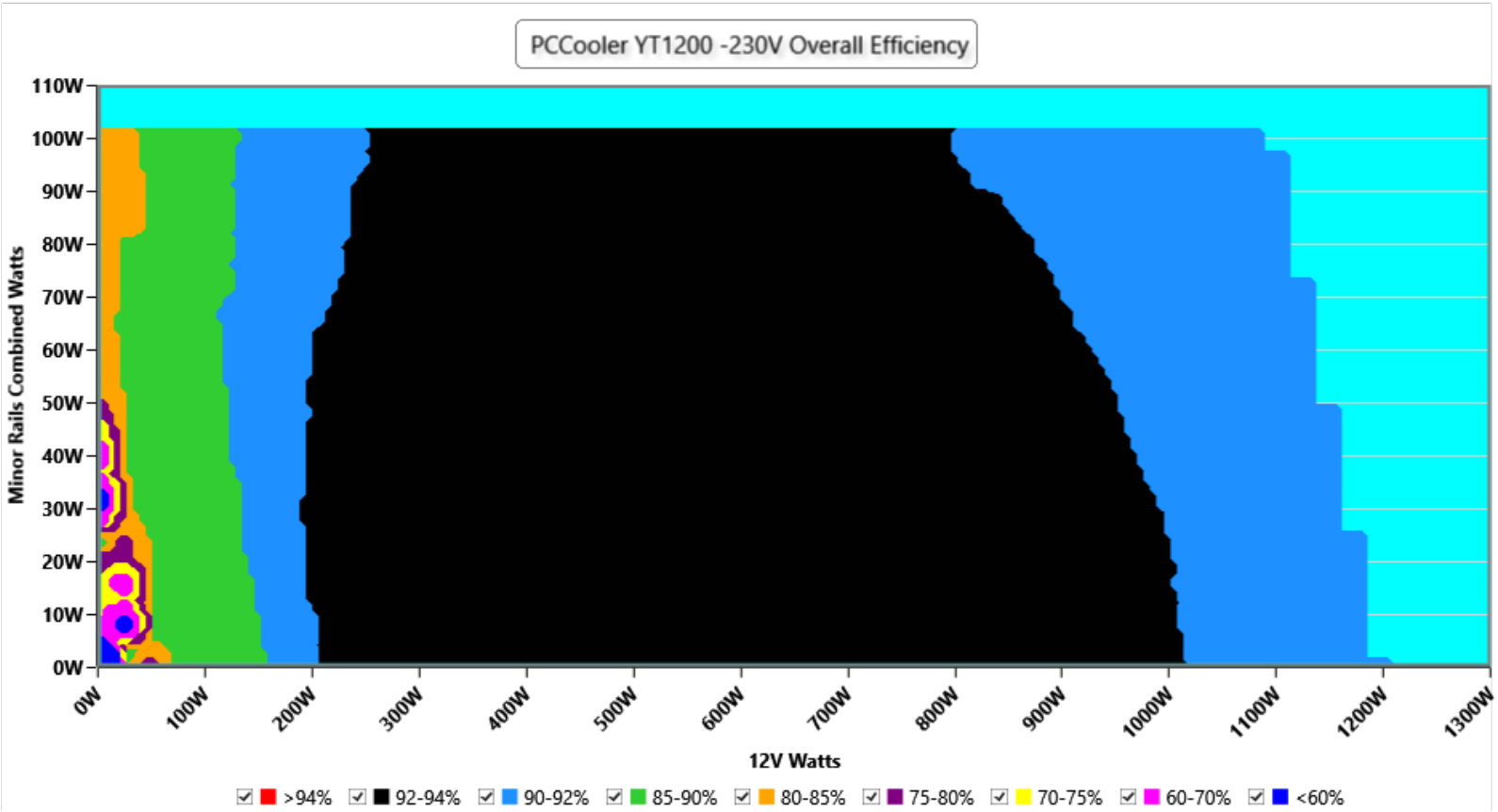

INFO

This graph depicts the PSU`s efficiency throughout its entire operational range. For the generation of the efficiency and noise graphs we set our loaders to auto mode through our custom-made software before trying thousands of possible load combinations

Noise Graph

115V

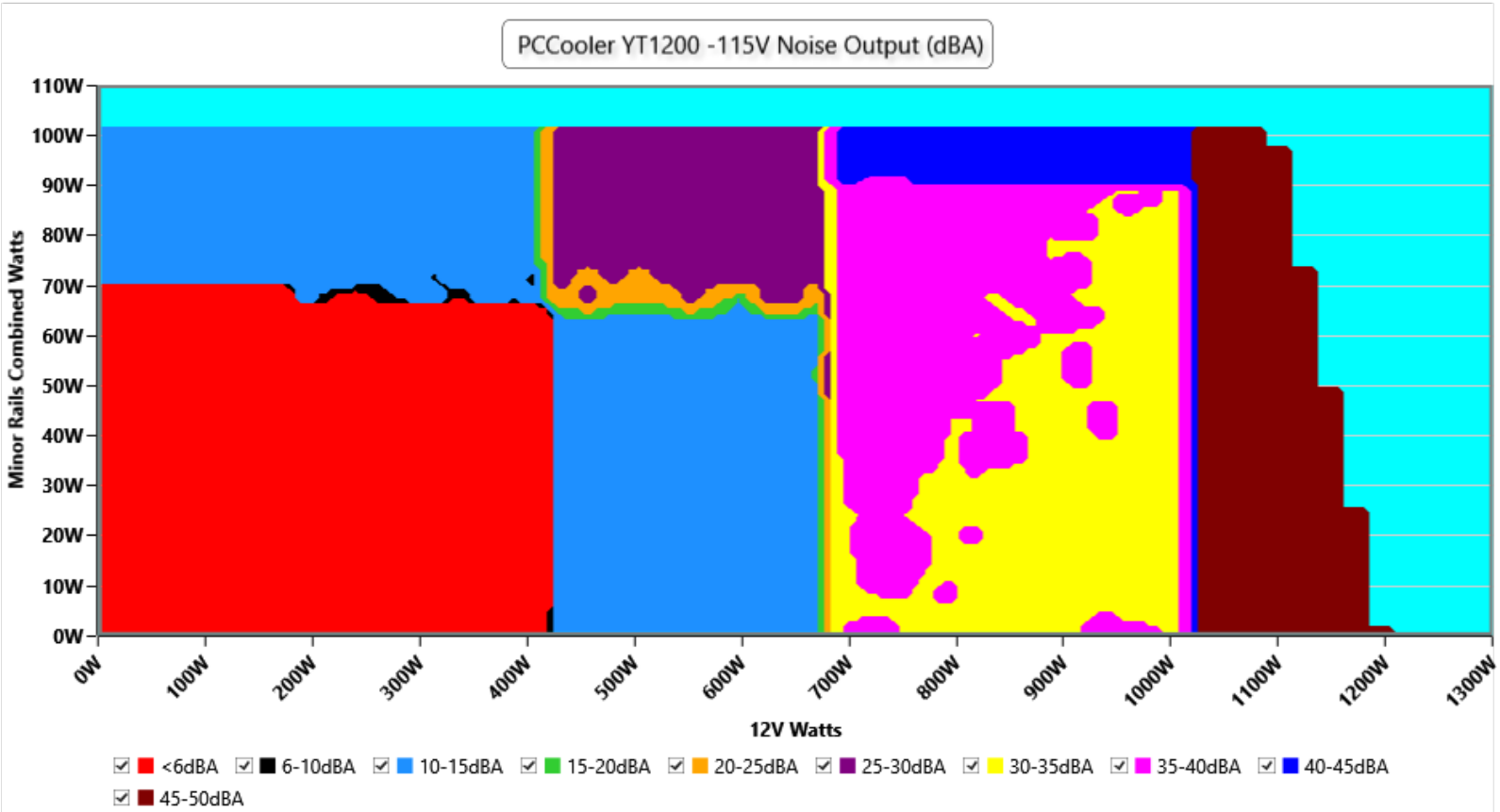

INFO

The PSU`s noise in its entire operational range and under 30-32 °C ambient is depicted in this graph. The X axis represents the load on the +12V rail(s) while the Y axis is the load on the minor rails

230V

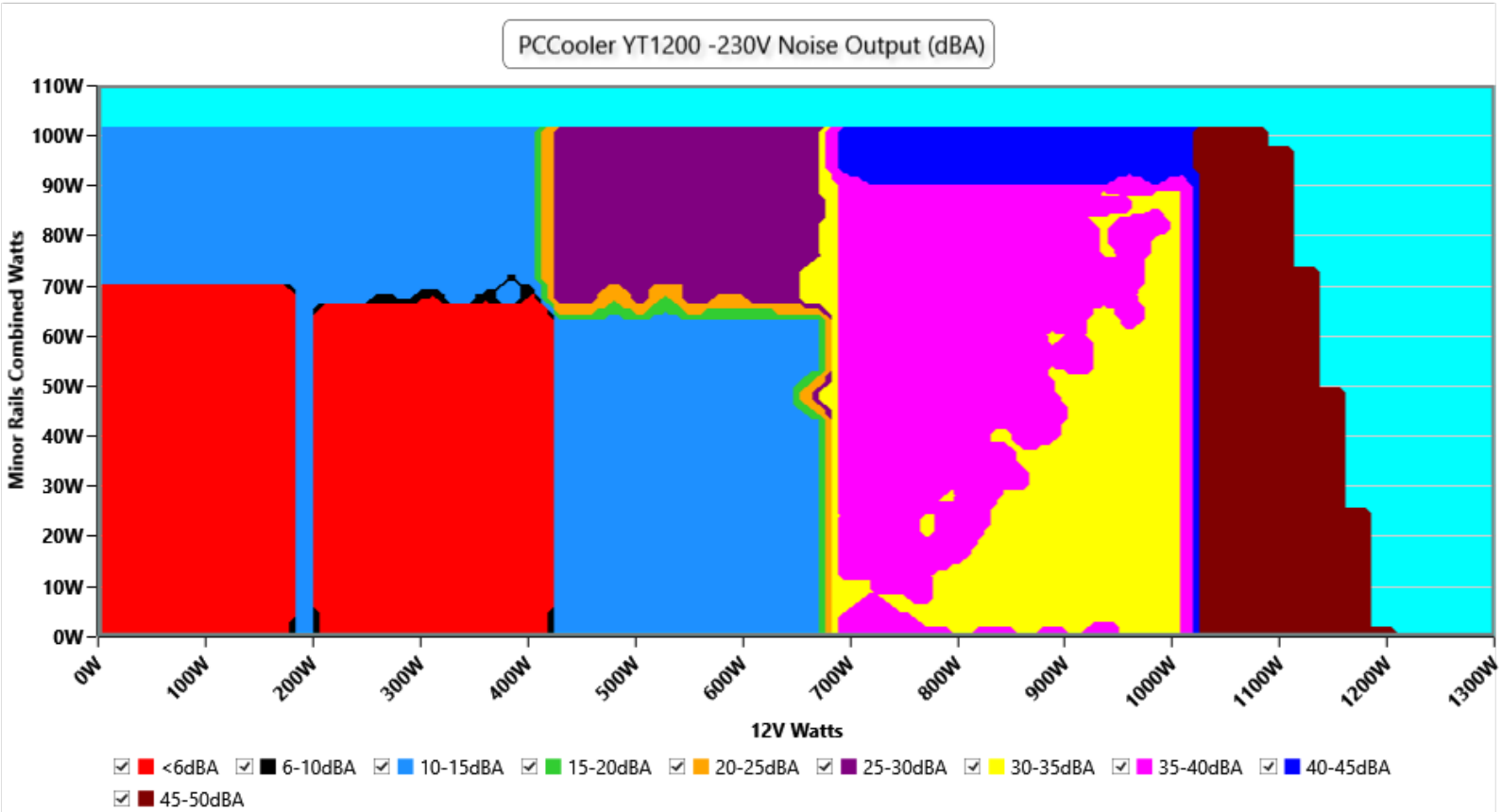

INFO

The PSU`s noise in its entire operational range and under 30-32 °C ambient is depicted in this graph. The X axis represents the load on the +12V rail(s) while the Y axis is the load on the minor rails

Conducted Emissions EN 55032 & CISPR 32

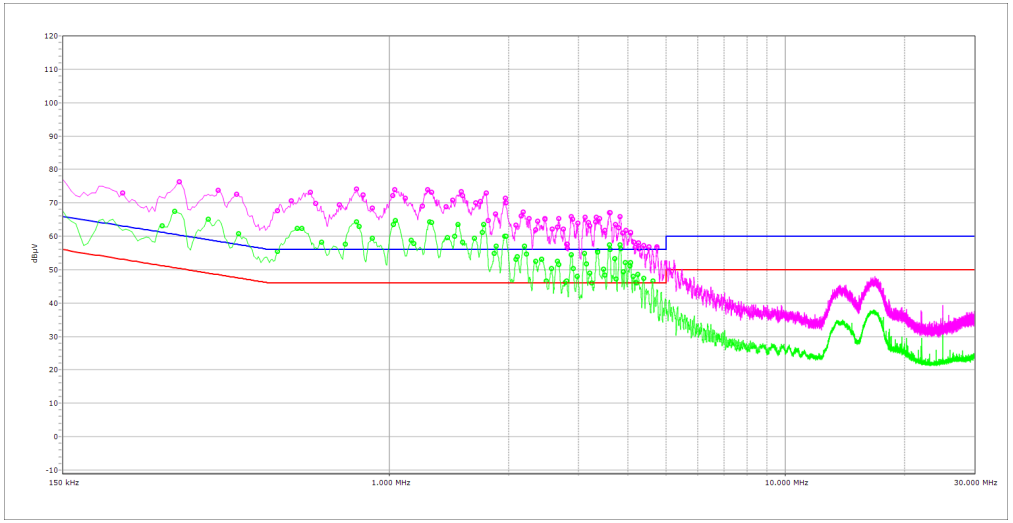

NEUTRAL

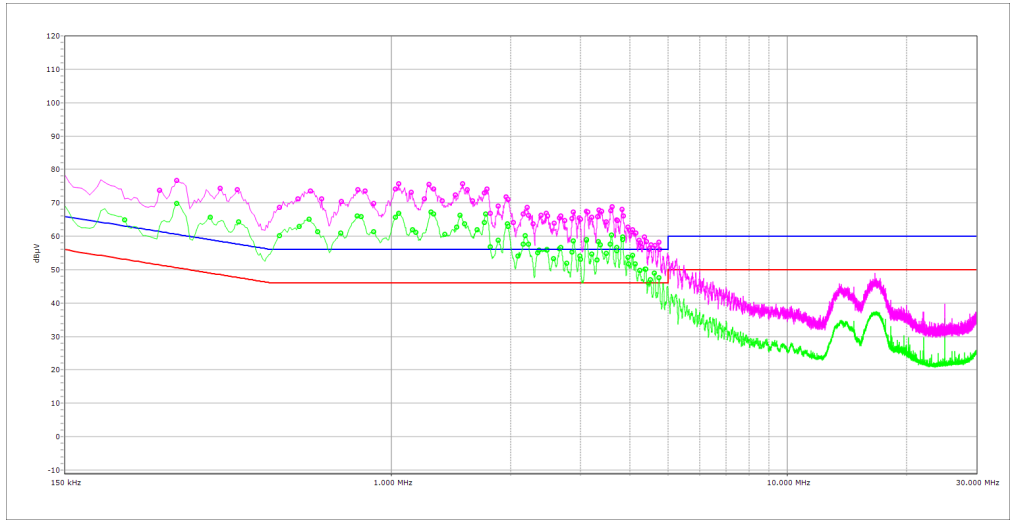

PHASE

Indicative Performance

Efficiency under high ambient temperature

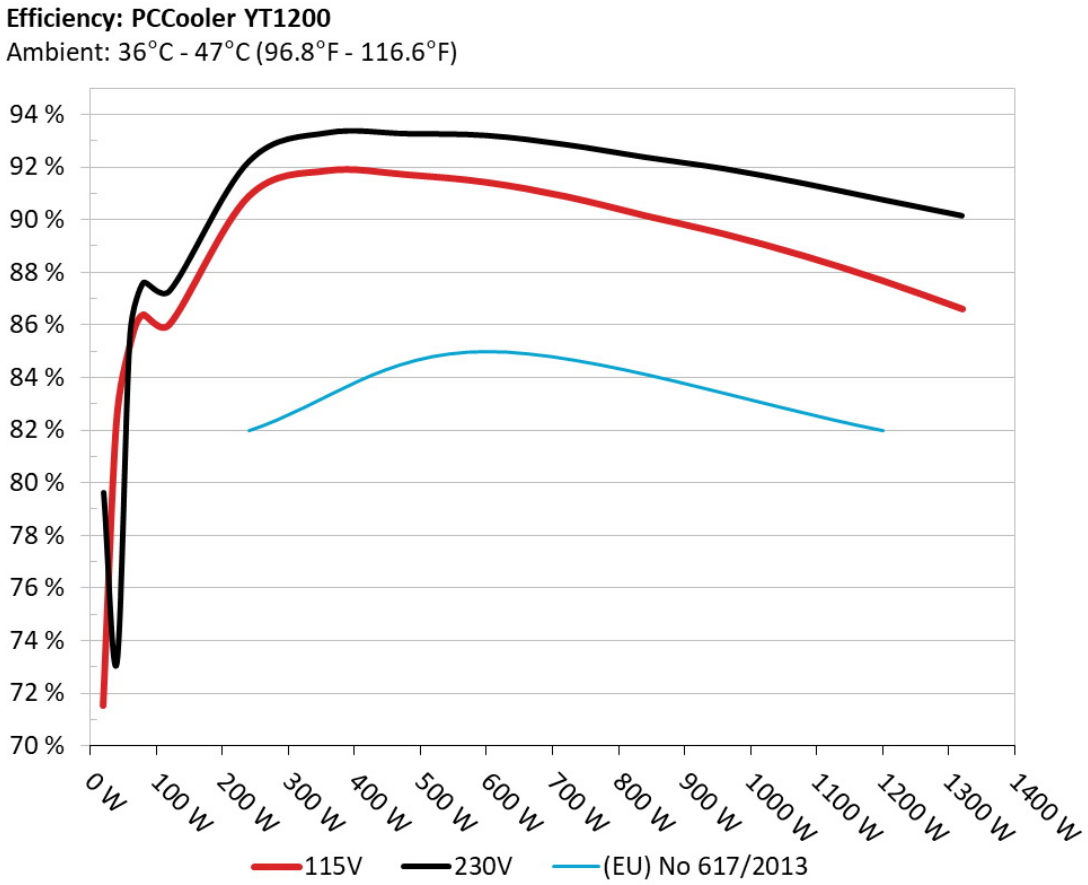

INFO

The PSU`s efficiency under high ambient temperatures with 115V and 230V input. For this graph the results of the 10-110% load regulation table are used

5VSB Efficiency

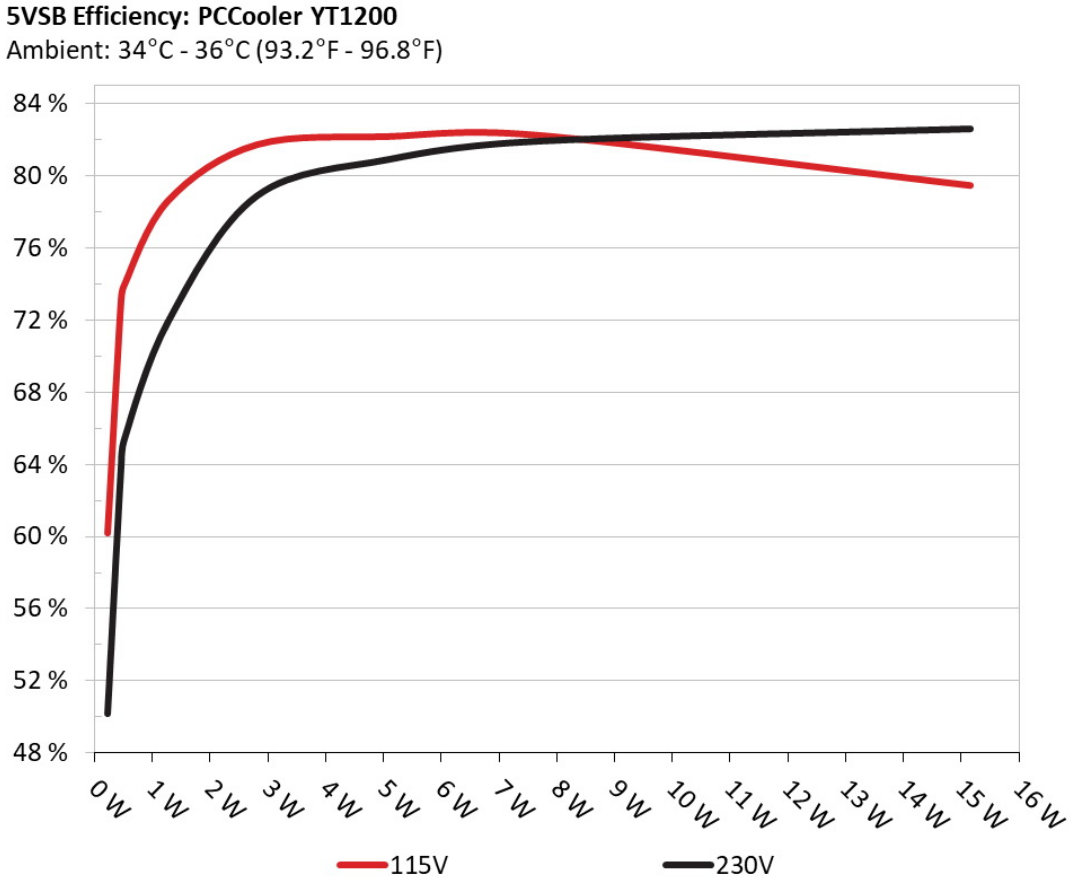

INFO

This graph depicts the efficiency levels of the 5VSB rail with 115V and 230V input

5VSB Efficiency (ERP LOT 3/6 & CEC)

115V

Test #	5VSB	DC/AC (Watts)	Efficiency	PF/AC Volts
1	**0.045A**	0.231W	60.2%	0.039
	5.126V	0.384W		114.9V
2	**0.09A**	0.462W	73.042%	0.064
	5.127V	0.633W		114.91V
3	**0.55A**	2.815W	81.747%	0.27
	5.116V	3.444W		114.9V
4	**1A**	5.107W	82.202%	0.367
	5.105V	6.213W		114.91V
5	**1.501A**	7.641W	82.282%	0.417
	5.092V	9.287W		114.9V
6	**3.001A**	15.167W	79.486%	0.488
	5.055V	19.08W		114.9V

230V

Test #	5VSB	DC/AC (Watts)	Efficiency	PF/AC Volts
1	**0.045A**	0.231W	50.147%	0.014
	5.127V	0.462W		229.97V
2	**0.09A**	0.461W	63.693%	0.022
	5.126V	0.725W		229.97V
3	**0.55A**	2.814W	78.885%	0.105
	5.115V	3.567W		230.04V
4	**1A**	5.106W	80.918%	0.172
	5.104V	6.311W		230.07V
5	**1.5A**	7.64W	81.917%	0.23
	5.092V	9.327W		230.07V
6	**3A**	15.168W	82.607%	0.332
	5.055V	18.361W		230.07V

Protection Features

OCP (Normal @ 29.8°C)	12V: 126.20A (126.20%), 12.120V 5V: 29.8A (149.00%), 4.992V 3.3V: 28.7A (143.50%), 3.363V 5VSB: 6.1A (203.33%), 4.973V
OCP (Hot @ 45.1°C)	12V: 117.60A (117.60%), 12.117V 5V: 29.8A (149.00%), 4.991V 3.3V: 28.7A (143.50%), 3.362V 5VSB: 6.4A (213.33%), 4.96V
OPP (Normal @ 29.3°C)	1525.99W (127.17%)
OPP (Hot @ 45.7°C)	1408.06W (117.34%)
OTP	✓ (145°C @ Heat Sink)
SCP	12V to Earth: ✓ 5V to Earth: ✓ 3.3V to Earth: ✓ 5VSB to Earth: ✓ -12V to Earth: ✓
PWR_OK	Proper Operation
UVP (Full Load @ 90V)	✓
UVP (No Damage @ 80V)	✓
Conducted Emissions EN55032 & CISPR 32	✗
NLO	✓
Fan Failure Protection	✗
SIP	Surge: MOV Inrush: NTC & Bypass Relay

Supplementary Tests (For Reference)

Typical Load Tests

115V

Test	12V	5V	3.3V	5VSB	DC/AC (Watts)	Efficiency	Fan Speed (RPM)	PSU Noise (dB[A])	Temps (In/Out)	PF/AC Volts
10%	**8.119A**	**1.991A**	**1.952A**	**0.983A**	120.015	86.011%	0	<6.0	47.26°C	0.974
	12.122V	5.024V	3.381V	5.09V	139.542				40.44°C	114.93V
20%	**17.252A**	**2.988A**	**2.931A**	**1.182A**	239.981	90.881%	0	<6.0	47.68°C	0.976
	12.119V	5.021V	3.378V	5.078V	264.055				40.72°C	114.9V
30%	**26.723A**	**3.488A**	**3.422A**	**1.382A**	359.396	91.865%	0	<6.0	48.71°C	0.977
	12.100V	5.019V	3.375V	5.065V	391.225				41.42°C	114.87V
40%	**36.251A**	**3.988A**	**3.914A**	**1.584A**	479.758	91.714%	908	26.8	41.84°C	0.981
	12.097V	5.017V	3.373V	5.053V	523.104				58.94°C	114.83V
50%	**45.392A**	**4.987A**	**4.897A**	**1.786A**	599.522	91.424%	907	26.7	42.36°C	0.984
	12.095V	5.014V	3.369V	5.041V	655.758				59.25°C	114.79V
60%	**54.586A**	**5.988A**	**5.882A**	**1.989A**	720.047	90.885%	903	26.5	42.95°C	0.986
	12.096V	5.011V	3.367V	5.028V	792.265				62.35°C	114.76V
70%	**63.720A**	**6.991A**	**6.869A**	**2.193A**	839.783	90.157%	1484	41.2	43.03°C	0.987
	12.095V	5.008V	3.363V	5.016V	931.463				57.19°C	114.73V
80%	**72.917A**	**7.994A**	**7.856A**	**2.298A**	959.785	89.458%	1482	41.1	43.85°C	0.988
	12.095V	5.004V	3.36V	5.006V	1072.886				60.19°C	114.7V
90%	**82.410A**	**8.498A**	**8.339A**	**2.403A**	1079.599	88.631%	1478	40.9	44.82°C	0.989
	12.099V	5.002V	3.358V	4.995V	1218.079				64.16°C	114.66V
100%	**91.726A**	**9.001A**	**8.853A**	**3.017A**	1199.669	87.681%	1866	48.4	45.33°C	0.99
	12.100V	5V	3.355V	4.972V	1368.213				63.41°C	114.62V
110%	**100.949A**	**10.005A**	**9.935A**	**3.023A**	1320.287	86.609%	1860	48.4	46.63°C	0.991
	12.105V	4.998V	3.352V	4.963V	1524.423				67.97°C	114.58V
CL1	**0.116A**	**12.015A**	**11.765A**	**0A**	101.303	82.663%	919	27.4	40.07°C	0.976
	12.064V	5.011V	3.374V	5.106V	122.555				54.91°C	114.95V

Test	12V	5V	3.3V	5VSB	DC/AC (Watts)	Efficiency	Fan Speed (RPM)	PSU Noise (dB[A])	Temps (In/Out)	PF/AC Volts
CL2	**0.115A**	**19.985A**	**0A**	**0A**	101.398	78.933%	1194	35.5	40.89°C	0.974
	12.131V	5.004V	3.383V	5.111V	128.457				48.9°C	114.95V
CL3	**0.116A**	**0A**	**19.583A**	**0A**	67.39	76.424%	1199	35.6	40.07°C	0.958
	12.050V	5.025V	3.37V	5.11V	88.179				46.13°C	114.96V
CL4	**99.293A**	**0A**	**0A**	**0.001A**	1200.099	88.312%	1867	48.4	45.94°C	0.99
	12.086V	5.014V	3.364V	5.059V	1358.939				60.66°C	114.63V

The results above are not used in the certification process

230V

Test	12V	5V	3.3V	5VSB	DC/AC (Watts)	Efficiency	Fan Speed (RPM)	PSU Noise (dB[A])	Temps (In/Out)	PF/AC Volts
10%	**8.122A**	**1.992A**	**1.953A**	**0.983A**	120.048	87.279%	0	<6.0	46°C	0.838
	12.120V	5.023V	3.381V	5.089V	137.548				40.04°C	229.96V
20%	**17.256A**	**2.989A**	**2.932A**	**1.182A**	240.032	92.196%	0	<6.0	46.8°C	0.926
	12.118V	5.021V	3.378V	5.076V	260.344				40.62°C	229.95V
30%	**26.741A**	**3.489A**	**3.423A**	**1.383A**	359.604	93.287%	0	<6.0	48.3°C	0.95
	12.099V	5.018V	3.375V	5.063V	385.485				41.16°C	229.94V
40%	**36.270A**	**3.989A**	**3.915A**	**1.584A**	479.993	93.248%	908	26.8	41.78°C	0.959
	12.097V	5.016V	3.372V	5.051V	514.748				53.81°C	229.92V
50%	**45.415A**	**4.989A**	**4.899A**	**1.787A**	599.757	93.182%	905	26.6	42.1°C	0.965
	12.093V	5.014V	3.369V	5.039V	643.643				54.17°C	229.9V
60%	**54.612A**	**5.99A**	**5.884A**	**1.99A**	720.307	92.834%	900	26.5	42.88°C	0.968
	12.094V	5.011V	3.366V	5.026V	775.907				56.03°C	229.88V
70%	**63.754A**	**6.994A**	**6.872A**	**2.195A**	840.078	92.356%	1482	41.1	43.17°C	0.971
	12.093V	5.007V	3.363V	5.014V	909.619				53.08°C	229.86V
80%	**72.949A**	**7.998A**	**7.859A**	**2.299A**	960.066	91.919%	1478	40.9	43.54°C	0.974
	12.093V	5.003V	3.36V	5.003V	1044.477				56.53°C	229.84V
90%	**82.434A**	**8.501A**	**8.342A**	**2.405A**	1079.884	91.363%	1473	40.9	44.93°C	0.976
	12.099V	5.001V	3.357V	4.992V	1181.97				58.45°C	229.82V

Test	12V	5V	3.3V	5VSB	DC/AC (Watts)	Efficiency	Fan Speed (RPM)	PSU Noise (dB[A])	Temps (In/Out)	PF/AC Volts
100%	**91.757A**	**9.004A**	**8.856A**	**3.019A**	1199.901	90.742%	1859	48.4	45.64°C	0.977
	12.099V	4.999V	3.354V	4.97V	1322.316				58.1°C	229.82V
110%	**100.988A**	**10.007A**	**9.938A**	**3.023A**	1320.448	90.134%	1860	48.4	46.76°C	0.978
	12.102V	4.997V	3.351V	4.962V	1464.991				60.84°C	229.84V
CL1	**0.118A**	**12.017A**	**11.768A**	**0A**	101.322	83.719%	919	27.4	41.59°C	0.814
	12.071V	5.01V	3.374V	5.105V	121.03				54.89°C	230.03V
CL2	**0.116A**	**19.987A**	**0A**	**0A**	101.405	80.013%	1193	35.5	40.3°C	0.822
	12.132V	5.003V	3.383V	5.11V	126.739				48.93°C	230.05V
CL3	**0.116A**	**0A**	**19.583A**	**0A**	67.394	77.402%	1197	35.5	40.73°C	0.723
	12.049V	5.025V	3.37V	5.109V	87.066				47.16°C	230.07V
CL4	**99.282A**	**0A**	**0A**	**0.001A**	1200.163	91.264%	1866	48.4	45.67°C	0.977
	12.088V	5.015V	3.364V	5.058V	1315.058				56.26°C	229.93V

The results above are not used in the certification process

Light Load Tests

115V

Test	12V	5V	3.3V	5VSB	DC/AC (Watts)	Efficiency	Fan Speed (RPM)	PSU Noise (dB[A])	Temps (In/Out)	PF/AC Volts
20W	**1.234A**	**0.497A**	**0.487A**	**0.195A**	20.005	71.534%	0	<6.0	44.36°C	0.727
	12.041V	5.028V	3.385V	5.119V	26.208				36.39°C	114.96V
40W	**2.715A**	**0.696A**	**0.682A**	**0.293A**	40.002	82.267%	0	<6.0	44.72°C	0.89
	12.041V	5.028V	3.385V	5.115V	48.623				37.25°C	114.96V
60W	**4.194A**	**0.895A**	**0.878A**	**0.391A**	60.001	85.163%	0	<6.0	44.25°C	0.942
	12.047V	5.027V	3.384V	5.11V	70.459				38.23°C	114.94V
80W	**5.670A**	**1.095A**	**1.073A**	**0.49A**	79.963	86.388%	0	<6.0	43.85°C	0.96
	12.050V	5.026V	3.383V	5.106V	92.566				39.03°C	114.94V

The results above are not used in the certification process

230V

Test	12V	5V	3.3V	5VSB	DC/AC (Watts)	Efficiency	Fan Speed (RPM)	PSU Noise (dB[A])	Temps (In/Out)	PF/AC Volts
20W	**1.234A**	**0.497A**	**0.487A**	**0.195A**	20.012	79.607%	0	<6.0	43.72°C	0.444
	12.036V	5.029V	3.386V	5.119V	25.144				36.82°C	229.98V
40W	**2.717A**	**0.696A**	**0.682A**	**0.293A**	40.01	73.145%	0	<6.0	44.72°C	0.541
	12.036V	5.028V	3.385V	5.115V	47.36				37.72°C	229.98V
60W	**4.196A**	**0.896A**	**0.878A**	**0.392A**	60.01	85.649%	0	<6.0	44.99°C	0.65
	12.042V	5.027V	3.385V	5.11V	70.067				38.76°C	229.98V
80W	**5.674A**	**1.095A**	**1.073A**	**0.49A**	79.99	87.586%	0	<6.0	45.18°C	0.734
	12.047V	5.026V	3.383V	5.106V	91.327				39.34°C	229.97V

The results above are not used in the certification process

Ripple Measurements

115V

Test	12V	5V	3.3V	5VSB	Pass/Fail
10% Load	13.13mV	7.40mV	6.10mV	12.94mV	Pass
20% Load	11.55mV	8.21mV	6.76mV	14.16mV	Pass
30% Load	11.76mV	8.87mV	7.17mV	16.05mV	Pass
40% Load	12.21mV	13.46mV	11.90mV	15.74mV	Pass
50% Load	13.43mV	9.79mV	8.85mV	17.98mV	Pass
60% Load	13.23mV	10.10mV	9.46mV	17.32mV	Pass
70% Load	13.08mV	10.56mV	10.17mV	20.94mV	Pass
80% Load	13.28mV	11.88mV	15.97mV	20.84mV	Pass
90% Load	14.25mV	11.73mV	16.89mV	21.24mV	Pass
100% Load	18.20mV	12.02mV	18.08mV	27.67mV	Pass
110% Load	17.29mV	12.54mV	18.96mV	28.76mV	Pass
Crossload1	20.14mV	10.61mV	13.45mV	10.91mV	Pass
Crossload2	12.57mV	9.59mV	6.66mV	9.17mV	Pass

Test	12V	5V	3.3V	5VSB	Pass/Fail
Crossload3	21.67mV	8.72mV	15.00mV	9.73mV	Pass
Crossload4	17.08mV	11.58mV	12.07mV	16.11mV	Pass

The results above are not used in the certification process

230V

Test	12V	5V	3.3V	5VSB	Pass/Fail
10% Load	15.06mV	8.06mV	6.05mV	13.25mV	Pass
20% Load	12.11mV	8.42mV	6.25mV	13.81mV	Pass
30% Load	11.55mV	8.98mV	7.12mV	14.37mV	Pass
40% Load	12.92mV	13.36mV	11.34mV	15.49mV	Pass
50% Load	12.72mV	9.90mV	8.59mV	15.59mV	Pass
60% Load	12.97mV	10.20mV	9.26mV	16.46mV	Pass
70% Load	12.72mV	10.25mV	9.97mV	17.17mV	Pass
80% Load	13.38mV	12.14mV	15.51mV	17.78mV	Pass
90% Load	13.53mV	11.78mV	16.17mV	19.26mV	Pass
100% Load	16.65mV	12.76mV	18.27mV	20.84mV	Pass
110% Load	17.14mV	12.51mV	19.27mV	22.23mV	Pass
Crossload1	19.26mV	10.75mV	13.49mV	11.32mV	Pass
Crossload2	12.21mV	8.77mV	6.76mV	9.32mV	Pass
Crossload3	20.25mV	8.93mV	15.05mV	10.44mV	Pass
Crossload4	17.25mV	11.32mV	12.04mV	15.96mV	Pass

The results above are not used in the certification process

CPS PCCooler YT1200

Top side

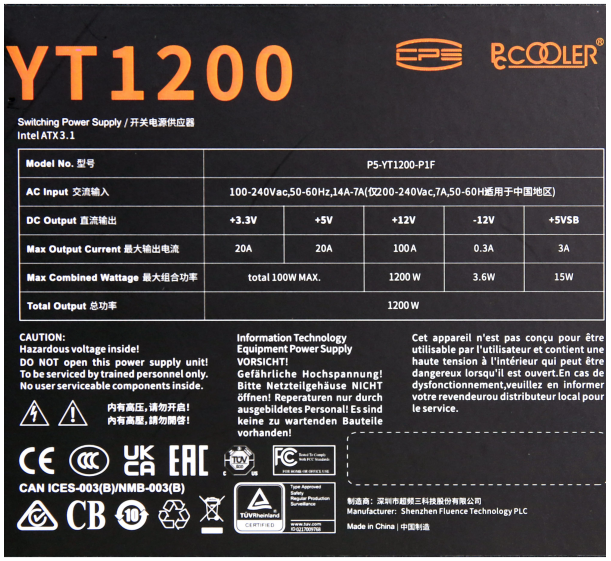

Power specifications label

All data and graphs included in this test report can be used by any individual on the following conditions:

› It should be mentioned that the test results are provided by Cybenetics

› The link to the original test results document should be provided in any case

Cybenetics runs voluntary certification programs for power supplies - ETA for efficiency, LAMBDA for noise and SAFE for safety and correct operation - and for cooling products, with DELTA for chassis soundproofing and PHI for fan airflow and static pressure. THETA rates cooler performance on AMD AM5 and Intel LGA1851 outside ISO 17065 and accreditation scope

CYBENETICS LTD Syrou 6, Latsia, 2231, Nicosia Cyprus

www.cybenetics.com - info@cybenetics.com