Super Flower Leadex III 1000W (ATX v3.1)

Serial Number S2505199008

Lab ID SF10002864

Certification ID 252864

Test Result Report ID: 25PS2864A

Certificate Issue Date: Jul 7, 2025

Scheme: ETA-EMI PSU

115V



230V



Scheme: LAMBDA PSU

115V



230V





Outside Validation Scope



General Information

Test Equipment

Electronic Loads	Chroma 63601-5 x2 Chroma 63600-2 Chroma 63640-80-80 x10 Chroma 63610-80-20
AC Sources	Chroma 6530, APM SP300VAC4000W-P, GW Instek ASR-3500
Power Analyzers	Rohde & Schwarz HMC8015 & NPA701
Oscilloscopes	Picoscope 4444, Siglent SDS2104X PLUS
Sound Analyzer	Bruel & Kjaer 2270 G4
Microphone	Bruel & Kjaer Type 4955-A
Temperature Logger	Picoscope TC-08
Tachometer	UNI-T UT372
Multimeters	Keysight 34465A
EMI Analyzer	TekBox TBMR-110M-EU
Isolation Transformer	4kVA
UPS	FSP Champ Tower 3kVA, CyberPower OLS3000E 3kVA
Testing Methodology	Cybenetics PSU Test Protocol

DUT Information
(Non-accredited measurements)

Product Identification Details	
Brand	Super Flower
Model	Leadex III 1000W (ATX v3.1)
OEM/ODM	Super Flower
Serial Number	S2505199008
Product Specifications	
Manufacturer-Provided Information	
Rated Voltage (Vrms)	100-240

Rated Current (Arms)	15
Rated Frequency (Hz)	50-60
Rated Power (W)	1000
Operating Temperature (Continuous Full Load) (°C)	
Type	ATX12V
Cable Design	Fully Modular
Warranty	-
Cybenetics Measurements	
Dimensions (W x H x D)	
Weight	
Cooling	140mm Fluid Dynamic Bearing Fan (ZFF142512D)
Semi-Passive Operation	✓ (selectable)
Cybenetics Testing Information	
Lab ID	SF10002864
Date of receipt	Jun 3, 2025
Testing Date	Jun 30, 2025
Report Issued Date	Jul 7, 2025
Engineer Name	-
Authorized By the Laboratory Technical Manager	Aristeidis Bitziopoulos
Signature	

Cables and Connectors
(Non-accredited measurements)

Modular Cables				
Description	**Cable Count**	**Connector Count (Total)**	**Gauge**	In Cable Capacitors
ATX connector 20+4 pin (595mm)	1	1	16-20AWG	No
4+4 pin EPS12V (700mm)	2	2	18AWG	No
6+2 pin PCIe (700mm)	4	4	16AWG	No
12+4 pin PCIe (700mm) (600W)	1	1	16-26AWG	No
SATA (555mm+130mm+130mm+130mm)	2	8	18AWG	No

4-pin Molex (550mm+150mm+150mm+150mm)	1	4	18AWG	No
AC Power Cord (1350mm) - C13 coupler	1	1	18AWG	-

Protection Features

Under Voltage Protection	✓
Over Power Protection	✓
Over Current (+12V) Protection	✓
Over Temperature Protection	✓
Short Circuit Protection	✓
Surge Protection	✓
Inrush Current Protection	✓
Fan Failure Protection	✗

Power Specifications

Rail		3.3V	5V	12V	5VSB	-12V
Max. Power	Amps	20	20	83.3	3	0.5
	Watts	100		999.6	15	6
Total Max. Power (W)		1000				

Parts Description

General Data	
Manufacturer (OEM)	Super Flower
PCB Type	Double-Sided
Primary Side	
Transient Filter	6x Y caps, 3x X caps, 2x CM chokes, 1x MOV
Inrush Protection	1x NTC Thermistor SCK-0512 (5 ohm) & Relay
Bridge Rectifier(s)	2x GBU15J (600V, 15A @ 100°C)
APFC MOSFETs	2x Sanrise SRC60R090BS (600V, 17.8A @ 125°C, Rds(on): 90mOhm)

APFC Boost Diode	1x STMicroelectronics STTH12R06D (600V, 30A @ 25°C)
Bulk Cap(s)	1x Nippon Chemi-con (450V, 680uF, 2,000h @ 105°C, KMZ)
Main Switchers	2x Sanrise SRC60R068BS (600V, 21.5A @ 125°C, Rds(on): 68mOhm) & 1x Sync Power Corp SPN5003 (For no load consumption)
Resonant Controller	Texas Instrument UC28180
APFC Controller	STMicroelectronics MZA1407
Topology	Primary side: APFC, Half-Bridge & LLC Resonant converter Secondary side: [12V] Synchronous Rectification & [Minor Rails] DC-DC converters
Secondary Side	
+12V MOSFETs	8x Sanrise SRT04N016L (40V, 77A @ 125°C, Rds(on): 1.6mOhm)
5V & 3.3V	DC-DC Converters: 4x Alpha & Omega AON6516 (30V, 25A @ 100°C, Rds(on): 5mOhm) PWM Controller(s): 2x Anpec APW7073
Filtering Capacitors	Electrolytic: 29x CapXon (2-5,000h @105°C, KF) 5x CapXon (2,000h @105°C, KM) Polymer: 14x CapXon
Supervisor IC	JTC113 & LM324ADG
Fan Controller	STMicroelectronics ST69345
Fan Model	ZIC ZFF142512D (140mm, 12V, 0.65A, Fluid Dynamic Bearing Fan)
5VSB	
Rectifier	1x PFC PFR20L60CT SBR (60V, 20A)
Standby PWM Controller	29604

Test Results

Temperature & Compliance Info

Temperature Range (°C /°F)	28-32 / 82.4-89.6
ErP Lot 3/6 Ready	✓
(EU) No 617/2013 Compliance	✓

ALPM (Alternative Low Power Mode) compatible	✓
ATX v3.1 PSU Power Excursion	✓

Performance Summary

115V

Accredited	
Average Efficiency (>1450 load combinations)	89.137%
Average Noise Output (>1450 Load Combinations)	33.94dBA
Average PF (>1450 Load Combinations)	0.985
Efficiency With 10W (≤500W) or 2% (>500W) Load	69.670%
Standby Power Consumption	0.0501W
Non-Accredited	
12V Ripple (Full Load)	27.77mV
5V Ripple (Full Load)	24.89mV
3.3V Ripple (Full Load)	18.58mV
5VSB Ripple (Full Load)	22.25mV
12V Load Regulation	0.59%
5V Load Regulation	0.58%
3.3V Load Regulation	0.99%
5VSB Load Regulation	2.06%
Inrush Current	33.280A

230V

Accredited	
Average Efficiency (>1450 load combinations)	91.332%
Average Noise Output (>1450 Load Combinations)	32.57dBA
Average PF (>1450 Load Combinations)	0.945
Efficiency With 10W (≤500W) or 2% (>500W) Load	70.205%
Standby Power Consumption	0.1068W
Non-Accredited	

12V Ripple (Full Load)		30.47mV
5V Ripple (Full Load)		24.20mV
3.3V Ripple (Full Load)		19.77mV
5VSB Ripple (Full Load)		21.51mV
12V Load Regulation		0.60%
5V Load Regulation		0.58%
3.3V Load Regulation		0.96%
5VSB Load Regulation		2.08%
Inrush Current		67.280A
12V Transient Response (200%)		11.26V
5V Transient Response (200%)		4.915V
3.3V Transient Response (200%)		3.206V
5VSB Transient Response (200%)		5.011V
Hold-Up Time & PWR_OK Signal		22.90ms
AC Loss to PWR_OK Hold Up Time		19.30ms
PWR_OK Inactive to DC Loss Delay		3.60ms
PSU Timings: T1 (20% / 100%)	113.0ms	114.0ms
PSU Timings: T3 (20% / 100%)	116.0ms	118.0ms
12V OCP (31.5°C / 43.2°C)	100.60A (120.77%), 12.007V	100.20A (120.29%), 12.007V
5V OCP (31.5°C / 43.2°C)	23A (115.00%), 5.062V	22.4A (112.00%), 5.064V
3.3V OCP (31.5°C / 43.2°C)	23.6A (118.00%), 3.359V	23.7A (118.50%), 3.365V
5VSB OCP (31.5°C / 43.2°C)	5.1A (170.00%), 5.018V	4.9A (163.33%), 5.02V
OPP (31.17°C / 41.13°C)	117.51%	117.51%

Hold-Up Time & PWR_OK Signal

Hold-Up Time (ms)	22.9
AC Loss to PWR_OK Hold Up Time (ms)	19.3
PWR_OK Inactive to DC Loss Delay (ms)	3.6

Vampire Power

Tables

115V

Detailed Results						
	Average	Min	Limit Min	Max	Limit Max	Result
Mains Voltage RMS:	115.09 V	115.04 V	113.85 V	115.13 V	116.15 V	PASS
Mains Frequency:	60.00 Hz	59.94 Hz	59.40 Hz	60.02 Hz	60.60 Hz	PASS
Mains Voltage CF:	1.416	1.415	1.340	1.418	1.490	PASS
Mains Voltage THD:	0.13 %	0.09 %	N/A	0.19 %	2.00 %	PASS
Real Power:	0.050 W	-0.003 W	N/A	0.089 W	N/A	N/A
Apparent Power:	10.373 W	9.960 W	N/A	10.823 W	N/A	N/A
Power Factor:	0.007	N/A	N/A	N/A	N/A	N/A

230V

Detailed Results						
	Average	Min	Limit Min	Max	Limit Max	Result
Mains Voltage RMS:	231.03 V	230.92 V	227.70 V	231.11 V	232.30 V	PASS
Mains Frequency:	50.00 Hz	49.99 Hz	49.50 Hz	50.01 Hz	50.50 Hz	PASS
Mains Voltage CF:	1.417	1.416	1.340	1.419	1.490	PASS
Mains Voltage THD:	0.17 %	0.14 %	N/A	0.28 %	2.00 %	PASS
Real Power:	0.107 W	0.062 W	N/A	0.159 W	N/A	N/A
Apparent Power:	33.844 W	33.302 W	N/A	34.404 W	N/A	N/A
Power Factor:	0.002	N/A	N/A	N/A	N/A	N/A

Efficiency Graph

115V

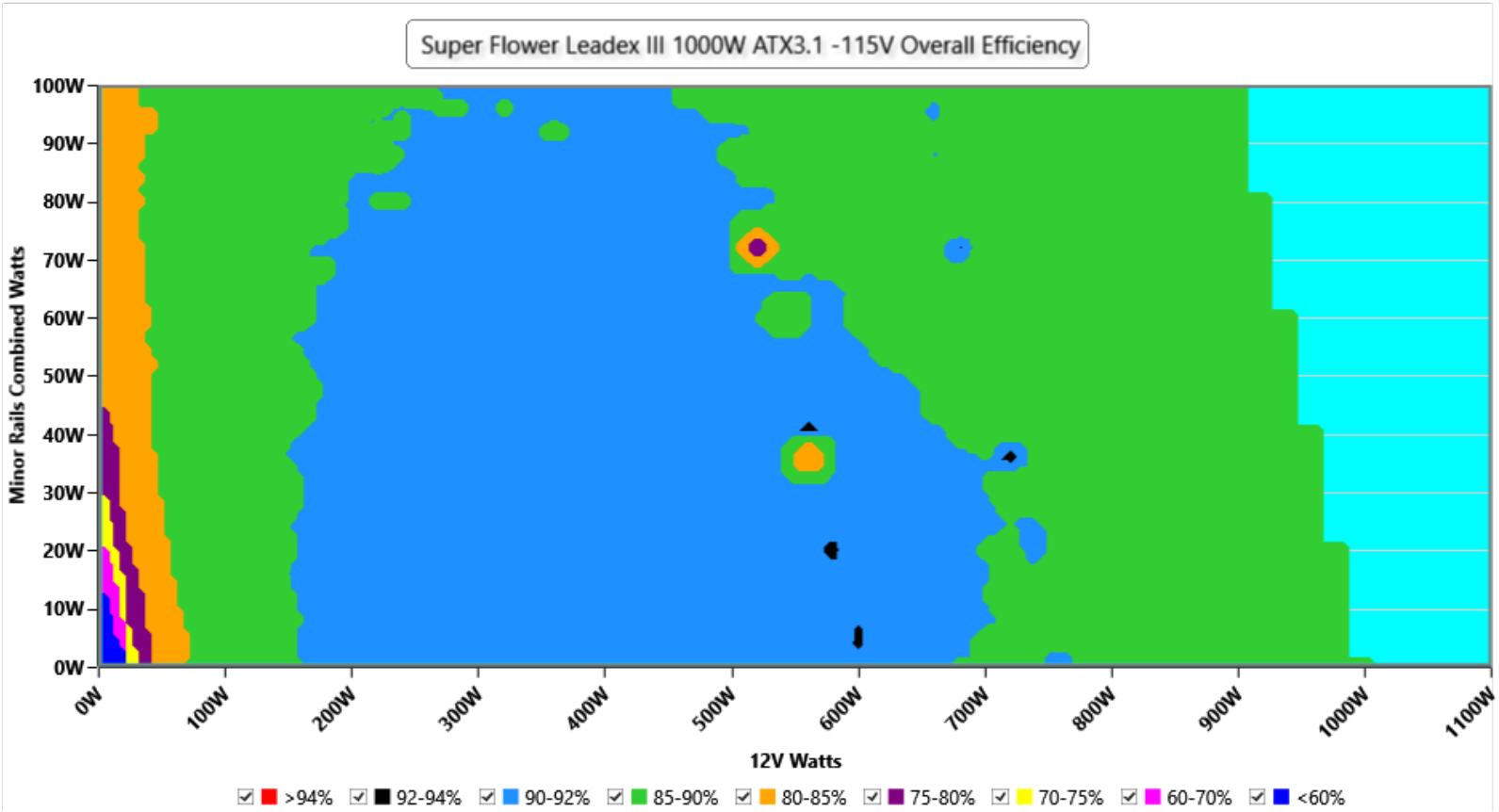

INFO

This graph depicts the PSU`s efficiency throughout its entire operational range. For the generation of the efficiency and noise graphs we set our loaders to auto mode through our custom-made software before trying thousands of possible load combinations

230V

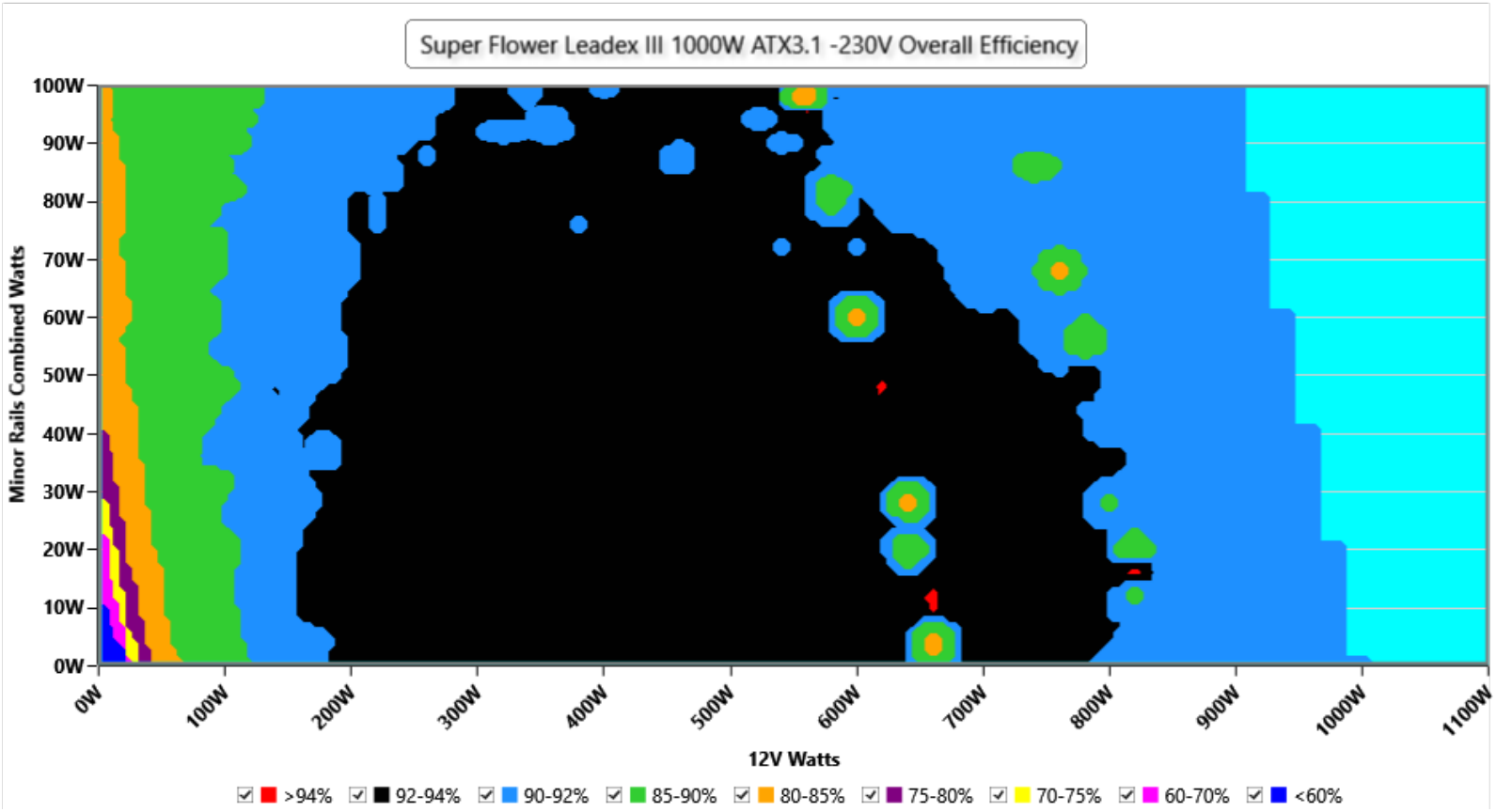

INFO

This graph depicts the PSU`s efficiency throughout its entire operational range. For the generation of the efficiency and noise graphs we set our loaders to auto mode through our custom-made software before trying thousands of possible load combinations

Noise Graph

115V

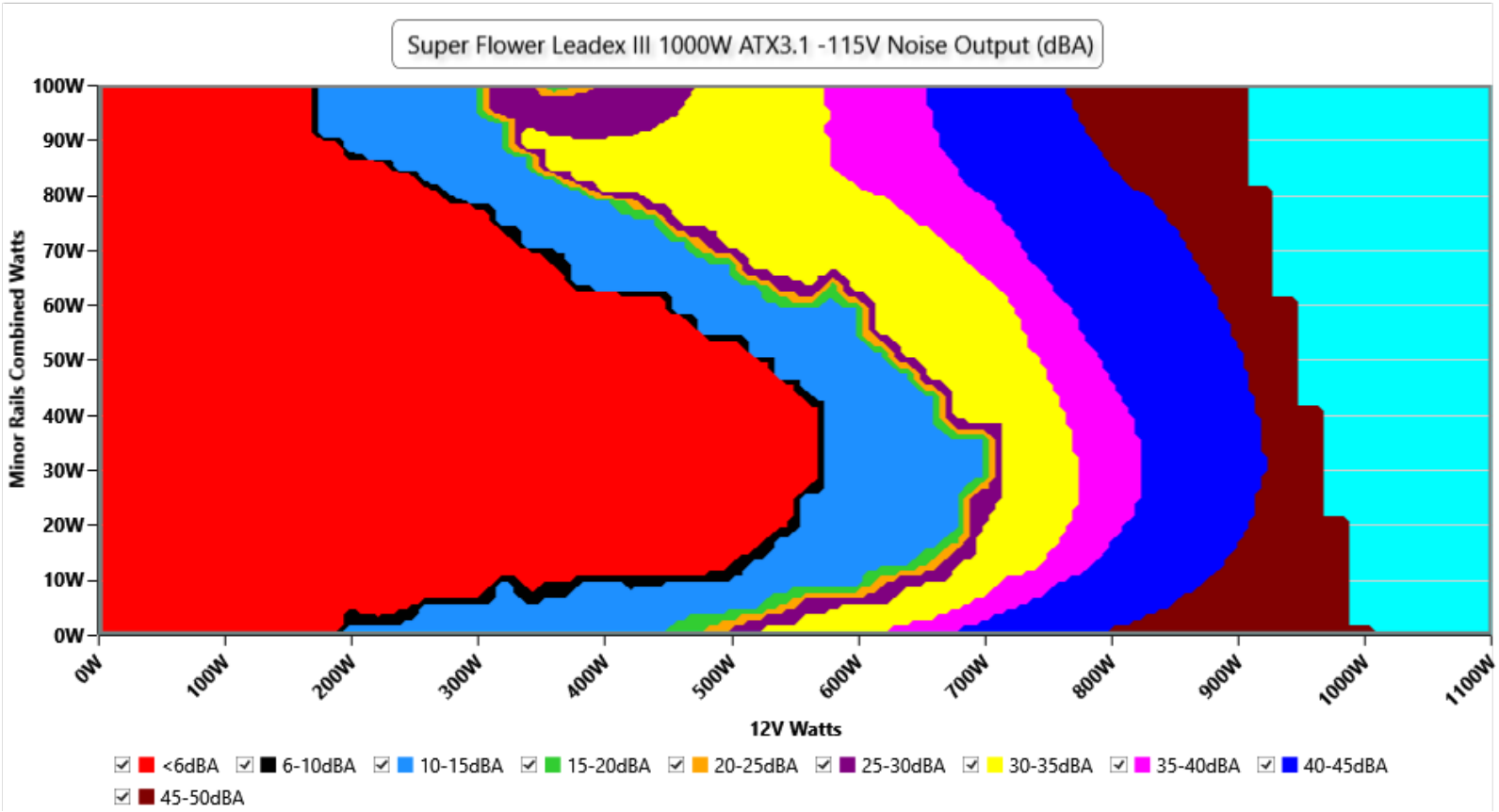

INFO

The PSU`s noise in its entire operational range and under 30-32 °C ambient is depicted in this graph. The X axis represents the load on the +12V rail(s) while the Y axis is the load on the minor rails

230V

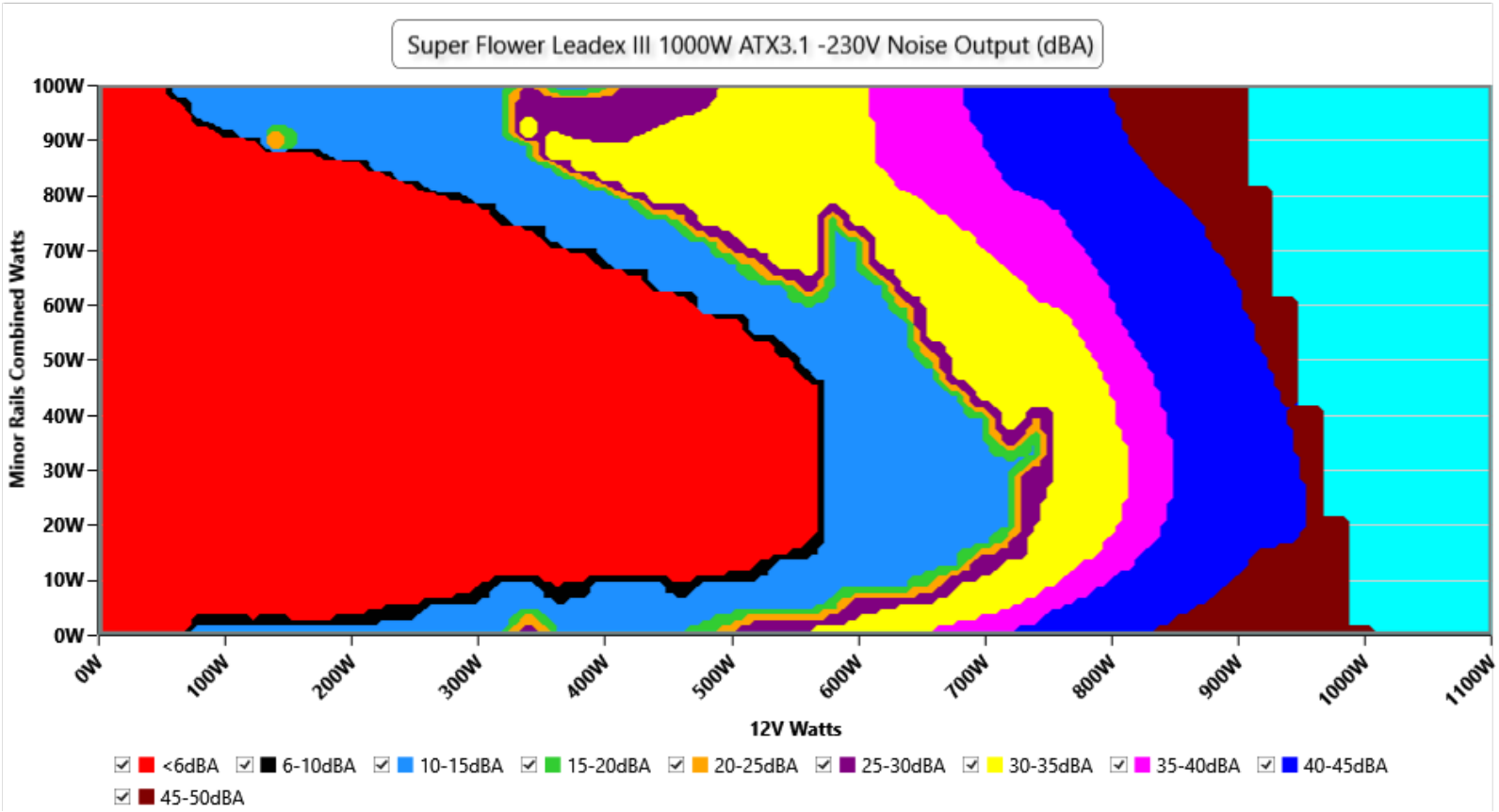

INFO

The PSU`s noise in its entire operational range and under 30-32 °C ambient is depicted in this graph. The X axis represents the load on the +12V rail(s) while the Y axis is the load on the minor rails

Noise under high ambient temperature (indicative)

115V

Load	Normal ambient fan · noise · intake	High ambient fan · noise · intake	Noise change
10%	0 RPM · <6.0 dB(A) · 30.8 °C	0 RPM · <6.0 dB(A) · 42.8 °C	fan off in both
20%	0 RPM · <6.0 dB(A) · 31.4 °C	0 RPM · <6.0 dB(A) · 43.3 °C	fan off in both
50%	0 RPM · <6.0 dB(A) · 42.7 °C	526 RPM · 12.4 dB(A) · 42.1 °C	fan starts (<6.0 → 12.4)
100%	1646 RPM · 46.3 dB(A) · 30.5 °C	2105 RPM · 52.3 dB(A) · 45.5 °C	**+6.0 dB(A)**

230V

Load	Normal ambient fan · noise · intake	High ambient fan · noise · intake	Noise change
10%	0 RPM · <6.0 dB(A) · 31.5 °C	0 RPM · <6.0 dB(A) · 45.9 °C	fan off in both
20%	0 RPM · <6.0 dB(A) · 32.0 °C	0 RPM · <6.0 dB(A) · 44.1 °C	fan off in both
50%	0 RPM · <6.0 dB(A) · 31.1 °C	523 RPM · 12.2 dB(A) · 42.2 °C	fan starts (<6.0 → 12.2)
100%	1692 RPM · 46.9 dB(A) · 31.0 °C	2084 RPM · 52.0 dB(A) · 45.3 °C	**+5.1 dB(A)**

INFO

Fan speed, noise and the measured intake temperature at 10, 20, 50 and 100 % load, from the two load regulation tests: at normal ambient (about 30-32 °C) and at high ambient (about 40-47 °C). These are stabilized readings at fixed loads, not averages over the certification sweep, so they are indicative of how the fan behaves when it is hot. "<6.0" is the floor of our sound meter: the fan is stopped or too quiet to measure (the fan speed column says which); with the fan stopped, the intake sensor can read higher than the chamber air.

Informational. Not part of the ETA or LAMBDA rating.

Conducted Emissions EN 55032 & CISPR 32

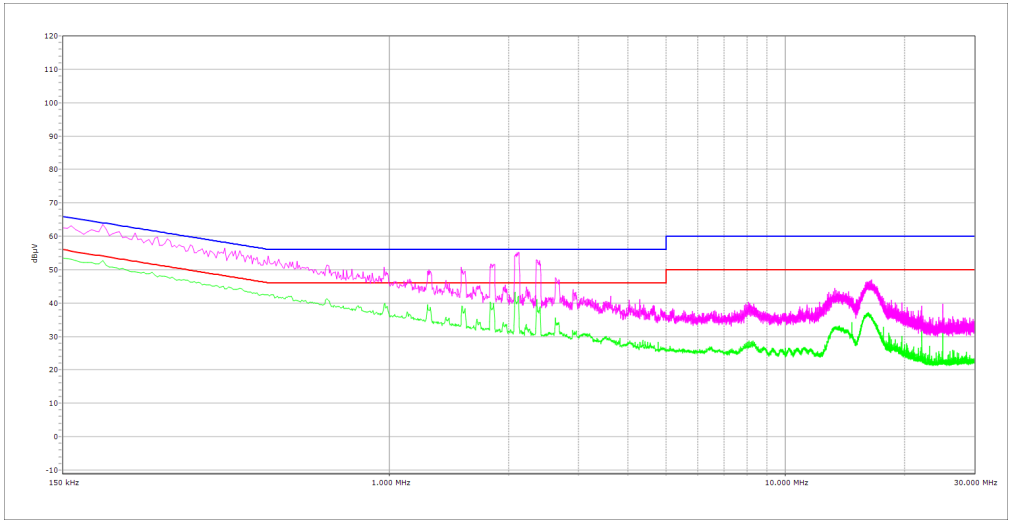

NEUTRAL

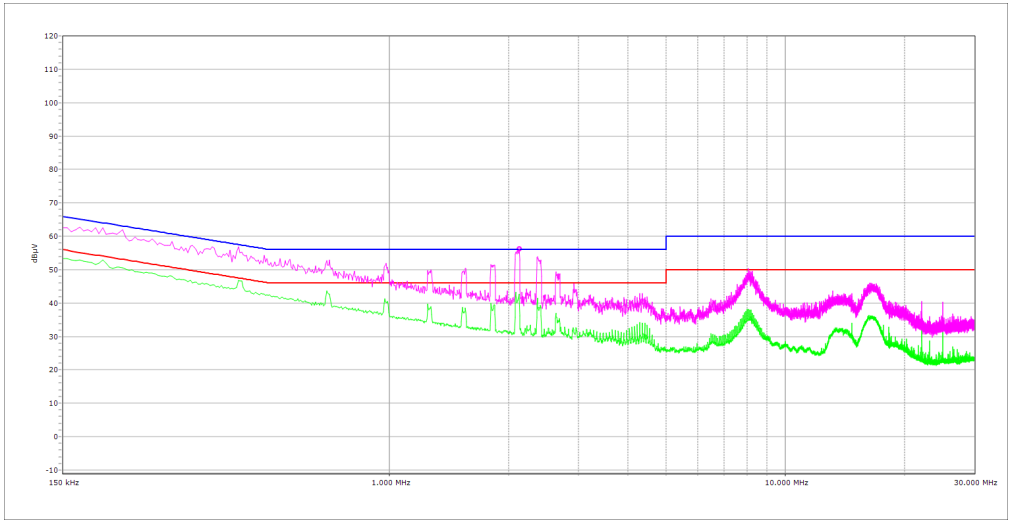

PHASE

Indicative Performance

Efficiency under high ambient temperature

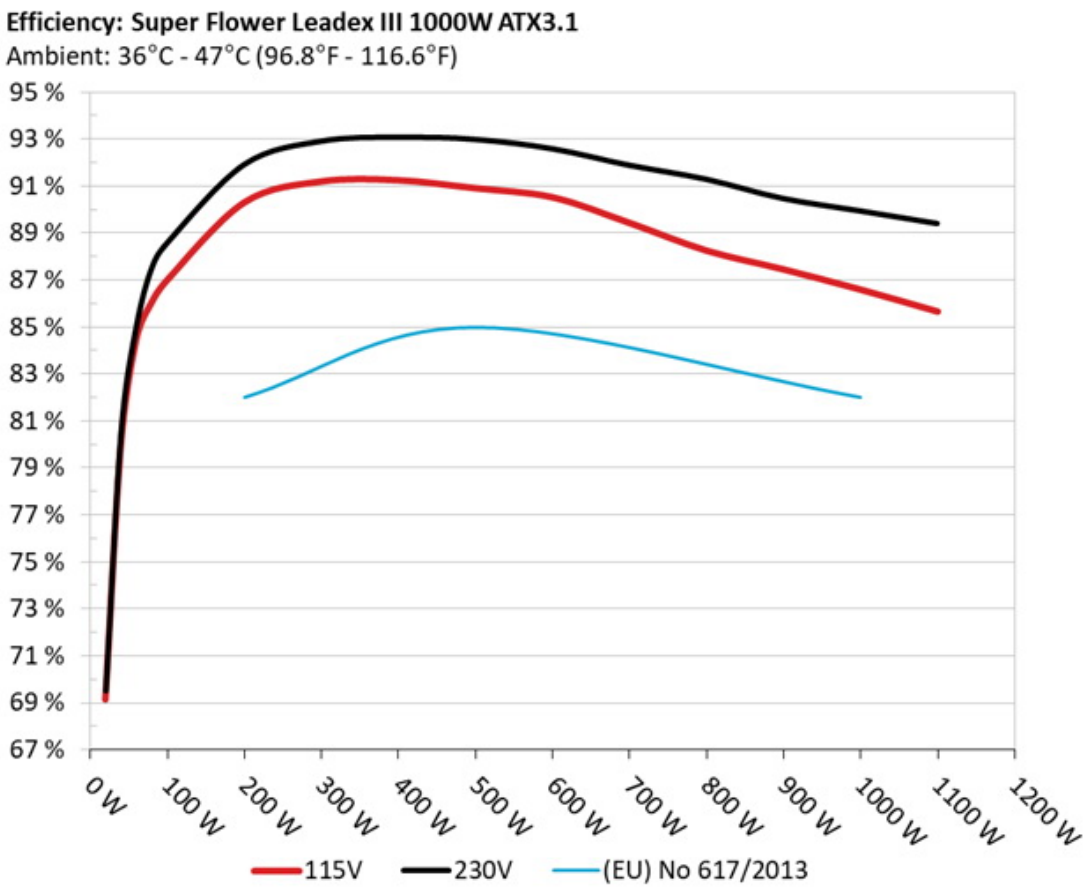

INFO

The PSU`s efficiency under high ambient temperatures with 115V and 230V input. For this graph the results of the 10-110% load regulation table are used

5VSB Efficiency

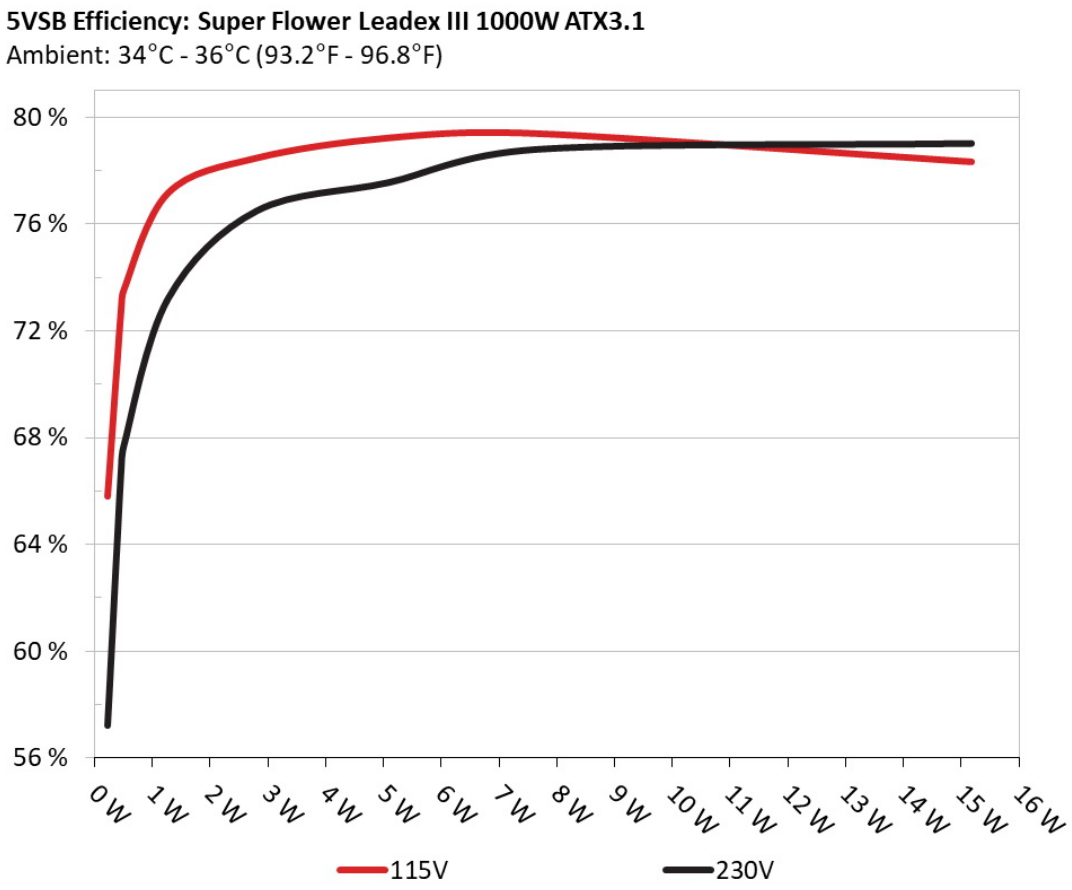

INFO

This graph depicts the efficiency levels of the 5VSB rail with 115V and 230V input

5VSB Efficiency (ERP LOT 3/6 & CEC)

115V

Test #	5VSB	DC/AC (Watts)	Efficiency	PF/AC Volts
1	**0.045A**	0.23W	65.805%	0.035
	5.117V	0.35W		114.93V
2	**0.09A**	0.461W	72.75%	0.062
	5.116V	0.634W		114.93V
3	**0.55A**	2.81W	78.493%	0.273
	5.108V	3.58W		114.92V
4	**1A**	5.1W	79.247%	0.36
	5.1V	6.436W		114.91V
5	**1.5A**	7.637W	79.41%	0.414
	5.091V	9.617W		114.91V
6	**3A**	15.185W	78.35%	0.481
	5.061V	19.38W		114.9V

230V

Test #	5VSB	DC/AC (Watts)	Efficiency	PF/AC Volts
1	**0.045A**	0.23W	57.217%	0.012
	5.117V	0.403W		229.9V
2	**0.09A**	0.461W	66.713%	0.02
	5.116V	0.692W		229.9V
3	**0.55A**	2.81W	76.512%	0.104
	5.108V	3.673W		229.89V
4	**1A**	5.101W	77.576%	0.173
	5.1V	6.576W		229.9V
5	**1.5A**	7.638W	78.816%	0.221
	5.091V	9.69W		229.89V
6	**3A**	15.187W	79.04%	0.329
	5.062V	19.214W		229.89V

Protection Features

OCP (Normal @ 31.5°C)	12V: 100.6A (120.77%), 12.007V 5V: 23A (115%), 5.062V 3.3V: 23.6A (118%), 3.359V 5VSB: 5.1A (170%), 5.018V
OCP (Hot @ 43.2°C)	12V: 100.2A (120.29%), 12.007V 5V: 22.4A (112%), 5.064V 3.3V: 23.7A (118.5%), 3.365V 5VSB: 4.9A (163.33%), 5.02V
OPP (Normal @ 31.2°C)	1175.09W (117.51%)
OPP (Hot @ 41.1°C)	1175.12W (117.51%)
OTP	✓ (116°C @ Heat Sink)
SCP	12V to Earth: ✓ 5V to Earth: ✓ 3.3V to Earth: ✓ 5VSB to Earth: ✓ -12V to Earth: ✓
PWR_OK	Proper Operation
UVP (Full Load @ 90V)	✓
UVP (No Damage @ 80V)	✓
Conducted Emissions EN55032 & CISPR 32	✓
NLO	✓
Fan Failure Protection	✗
SIP	Surge: MOV Inrush: NTC & Bypass Relay

Supplementary Tests (For Reference)

Typical Load Tests

115V

Test	12V	5V	3.3V	5VSB	DC/AC (Watts)	Efficiency	Fan Speed (RPM)	PSU Noise (dB[A])	Temps (In/Out)	PF/AC Volts
10%	**6.490A**	**1.978A**	**1.967A**	**0.982A**	100.002	86.999%	0	<6.0	42.83°C	0.942
	12.080V	5.055V	3.355V	5.09V	114.945				40.01°C	114.88V
20%	**14.007A**	**2.969A**	**2.953A**	**1.181A**	199.955	90.31%	0	<6.0	43.29°C	0.977
	12.069V	5.053V	3.353V	5.081V	221.411				40.94°C	114.85V
30%	**21.888A**	**3.465A**	**3.448A**	**1.38A**	300.011	91.207%	0	<6.0	46.2°C	0.986
	12.060V	5.05V	3.35V	5.072V	328.949				41.16°C	114.82V
40%	**29.732A**	**3.964A**	**3.946A**	**1.58A**	399.588	91.263%	521	12.2	41.99°C	0.99
	12.053V	5.046V	3.346V	5.064V	437.884				51.84°C	114.78V
50%	**37.254A**	**4.959A**	**4.938A**	**1.78A**	499.311	90.926%	526	12.4	42.06°C	0.993
	12.047V	5.042V	3.342V	5.056V	549.114				52.5°C	114.75V
60%	**44.848A**	**5.955A**	**5.934A**	**1.982A**	599.829	90.539%	1065	34.5	42.98°C	0.994
	12.041V	5.038V	3.337V	5.047V	664.895				51.81°C	114.71V
70%	**52.385A**	**6.953A**	**6.931A**	**2.183A**	699.561	89.45%	1398	41.6	43°C	0.995
	12.035V	5.035V	3.334V	5.038V	782.105				51.73°C	114.67V
80%	**59.991A**	**7.948A**	**7.927A**	**2.286A**	799.567	88.269%	1738	47	43.75°C	0.995
	12.030V	5.032V	3.33V	5.031V	905.79				52.41°C	114.63V
90%	**67.942A**	**8.449A**	**8.415A**	**2.389A**	899.349	87.468%	1929	49.3	44.46°C	0.996
	12.023V	5.029V	3.327V	5.024V	1028.203				53.75°C	114.58V
100%	**75.699A**	**8.952A**	**8.935A**	**2.996A**	999.355	86.61%	2105	52.3	45.47°C	0.996
	12.017V	5.026V	3.324V	5.007V	1153.855				55.35°C	114.55V
110%	**83.397A**	**9.951A**	**10.026A**	**3A**	1099.964	85.669%	2221	52.8	46.99°C	0.996
	12.011V	5.024V	3.322V	5.001V	1283.966				57.67°C	114.5V
CL1	**0.116A**	**11.902A**	**11.846A**	**0A**	101.299	80.391%	798	25.2	40.76°C	0.951
	12.081V	5.057V	3.352V	5.101V	126.081				46.63°C	114.87V

Test	12V	5V	3.3V	5VSB	DC/AC (Watts)	Efficiency	Fan Speed (RPM)	PSU Noise (dB[A])	Temps (In/Out)	PF/AC Volts
CL2	**0.116A**	**19.738A**	**0A**	**0A**	101.355	80.89%	532	12.5	41.01°C	0.95
	12.083V	5.064V	3.356V	5.099V	125.296				47.03°C	114.88V
CL4	**83.212A**	**0A**	**0A**	**0A**	999.921	87.448%	2001	50.5	45.96°C	0.996
	12.017V	5.025V	3.33V	5.069V	1143.49				55.01°C	114.56V

The results above are not used in the certification process

230V

Test	12V	5V	3.3V	5VSB	DC/AC (Watts)	Efficiency	Fan Speed (RPM)	PSU Noise (dB[A])	Temps (In/Out)	PF/AC Volts
10%	**6.490A**	**1.979A**	**1.968A**	**0.982A**	100.002	88.608%	0	<6.0	45.86°C	0.826
	12.081V	5.054V	3.354V	5.09V	112.865				40.36°C	229.9V
20%	**14.007A**	**2.97A**	**2.954A**	**1.181A**	199.956	91.937%	0	<6.0	44.1°C	0.923
	12.070V	5.051V	3.351V	5.081V	217.49				40.67°C	229.88V
30%	**21.888A**	**3.466A**	**3.449A**	**1.38A**	300.012	92.928%	304	<6.0	41.91°C	0.945
	12.060V	5.049V	3.349V	5.072V	322.835				40.01°C	229.87V
40%	**29.731A**	**3.965A**	**3.947A**	**1.58A**	399.58	93.093%	521	12.2	41.55°C	0.956
	12.054V	5.045V	3.345V	5.064V	429.216				55.5°C	229.85V
50%	**37.252A**	**4.96A**	**4.94A**	**1.78A**	499.308	93.003%	523	12.2	42.21°C	0.966
	12.048V	5.041V	3.34V	5.056V	536.888				54.89°C	229.83V
60%	**44.848A**	**5.956A**	**5.936A**	**1.982A**	599.823	92.601%	1008	33.2	42.57°C	0.973
	12.041V	5.037V	3.336V	5.047V	647.695				53.08°C	229.78V
70%	**52.383A**	**6.954A**	**6.933A**	**2.183A**	699.547	91.903%	1364	40.5	43.14°C	0.978
	12.035V	5.034V	3.332V	5.039V	761.177				52.41°C	229.8V
80%	**59.994A**	**7.95A**	**7.931A**	**2.286A**	799.552	91.306%	1658	46.3	43.61°C	0.98
	12.028V	5.031V	3.329V	5.031V	875.69				53.09°C	229.74V
90%	**67.941A**	**8.45A**	**8.418A**	**2.389A**	899.327	90.488%	1902	49.2	44.2°C	0.984
	12.023V	5.028V	3.326V	5.024V	993.858				54.48°C	229.78V
100%	**75.698A**	**8.953A**	**8.937A**	**2.996A**	999.348	89.959%	2084	52	45.31°C	0.986
	12.017V	5.025V	3.323V	5.007V	1110.9				56.13°C	229.75V

Test	12V	5V	3.3V	5VSB	DC/AC (Watts)	Efficiency	Fan Speed (RPM)	PSU Noise (dB[A])	Temps (In/Out)	PF/AC Volts
110%	**83.396A**	**9.952A**	**10.029A**	**2.999A**	1099.959	89.421%	2220	52.8	46.34°C	0.988
	12.011V	5.023V	3.321V	5.001V	1230.144				57.97°C	229.75V
CL1	**0.116A**	**11.903A**	**11.849A**	**0A**	101.296	83.243%	518	12	40.82°C	0.838
	12.081V	5.056V	3.351V	5.101V	121.7				48.01°C	229.88V
CL2	**0.115A**	**19.738A**	**0A**	**0A**	101.353	82.362%	533	12.5	41.87°C	0.839
	12.082V	5.064V	3.356V	5.1V	123.008				49.36°C	229.9V
CL4	**83.214A**	**0A**	**0A**	**0A**	999.926	90.69%	1996	50.5	45.26°C	0.986
	12.016V	5.026V	3.33V	5.069V	1102.573				55.34°C	229.67V

The results above are not used in the certification process

Light Load Tests

115V

Test	12V	5V	3.3V	5VSB	DC/AC (Watts)	Efficiency	Fan Speed (RPM)	PSU Noise (dB[A])	Temps (In/Out)	PF/AC Volts
20W	**1.230A**	**0.495A**	**0.492A**	**0.196A**	20.009	69.149%	0	<6.0	37.52°C	0.799
	12.089V	5.053V	3.357V	5.11V	28.937				36.04°C	114.9V
40W	**2.705A**	**0.693A**	**0.688A**	**0.294A**	40.004	79.949%	0	<6.0	40.41°C	0.898
	12.086V	5.054V	3.357V	5.107V	50.038				37.12°C	114.9V
60W	**4.182A**	**0.89A**	**0.885A**	**0.392A**	60	84.487%	0	<6.0	41.31°C	0.946
	12.084V	5.054V	3.356V	5.104V	71.033				38.21°C	114.89V
80W	**5.655A**	**1.088A**	**1.082A**	**0.49A**	79.95	86.052%	0	<6.0	41.85°C	0.933
	12.082V	5.054V	3.356V	5.101V	92.921				39.09°C	114.89V

The results above are not used in the certification process

230V

Test	12V	5V	3.3V	5VSB	DC/AC (Watts)	Efficiency	Fan Speed (RPM)	PSU Noise (dB[A])	Temps (In/Out)	PF/AC Volts
20W	**1.228A**	**0.495A**	**0.492A**	**0.196A**	20.002	69.514%	0	<6.0	41.73°C	0.472
	12.089V	5.051V	3.354V	5.111V	28.778				36.03°C	229.96V

Test	12V	5V	3.3V	5VSB	DC/AC (Watts)	Efficiency	Fan Speed (RPM)	PSU Noise (dB[A])	Temps (In/Out)	PF/AC Volts
40W	**2.704A**	**0.693A**	**0.689A**	**0.294A**	40	80.623%	0	<6.0	44.03°C	0.613
	12.087V	5.052V	3.355V	5.108V	49.609				37.72°C	229.93V
60W	**4.182A**	**0.891A**	**0.885A**	**0.392A**	60	85.096%	0	<6.0	43.86°C	0.713
	12.085V	5.052V	3.354V	5.105V	70.518				38.36°C	229.91V
80W	**5.654A**	**1.088A**	**1.082A**	**0.49A**	79.949	87.56%	0	<6.0	44.77°C	0.773
	12.083V	5.053V	3.354V	5.101V	91.332				39.02°C	229.91V

The results above are not used in the certification process

Ripple Measurements

115V

Test	12V	5V	3.3V	5VSB	Pass/Fail
10% Load	22.05mV	17.83mV	17.65mV	18.41mV	Pass
20% Load	23.79mV	18.90mV	17.55mV	18.11mV	Pass
30% Load	24.05mV	19.62mV	18.98mV	18.31mV	Pass
40% Load	24.92mV	20.13mV	18.57mV	18.72mV	Pass
50% Load	25.48mV	20.49mV	18.77mV	18.67mV	Pass
60% Load	25.84mV	21.61mV	19.03mV	19.69mV	Pass
70% Load	35.76mV	22.99mV	24.91mV	19.44mV	Pass
80% Load	28.45mV	24.42mV	18.93mV	19.54mV	Pass
90% Load	28.80mV	24.52mV	19.95mV	24.09mV	Pass
100% Load	27.77mV	24.89mV	18.58mV	22.25mV	Pass
110% Load	28.17mV	24.41mV	18.59mV	24.27mV	Pass
Crossload1	25.25mV	18.24mV	18.78mV	37.09mV	Pass
Crossload2	26.19mV	21.97mV	19.39mV	38.72mV	Pass
Crossload3	0.00mV	0.00mV	0.00mV	0.00mV	Pass
Crossload4	28.58mV	23.05mV	18.39mV	29.81mV	Pass

The results above are not used in the certification process

230V

Test	12V	5V	3.3V	5VSB	Pass/Fail
10% Load	22.77mV	18.29mV	18.16mV	18.52mV	Pass
20% Load	23.74mV	19.36mV	18.47mV	18.72mV	Pass
30% Load	32.64mV	29.53mV	44.25mV	39.23mV	Pass
40% Load	24.25mV	20.54mV	18.98mV	18.77mV	Pass
50% Load	25.12mV	20.64mV	18.52mV	18.72mV	Pass
60% Load	26.35mV	21.30mV	18.72mV	20.10mV	Pass
70% Load	26.55mV	22.33mV	20.56mV	20.05mV	Pass
80% Load	27.52mV	23.04mV	19.23mV	20.00mV	Pass
90% Load	28.45mV	24.93mV	19.69mV	19.69mV	Pass
100% Load	30.47mV	24.20mV	19.77mV	21.51mV	Pass
110% Load	30.54mV	25.07mV	21.22mV	20.50mV	Pass
Crossload1	23.31mV	17.92mV	16.38mV	35.68mV	Pass
Crossload2	25.07mV	21.10mV	18.36mV	39.08mV	Pass
Crossload3	0.00mV	0.00mV	0.00mV	0.00mV	Pass
Crossload4	27.78mV	23.20mV	19.05mV	30.93mV	Pass

The results above are not used in the certification process

Super Flower Leadex III 1000W (ATX v3.1)



Top side

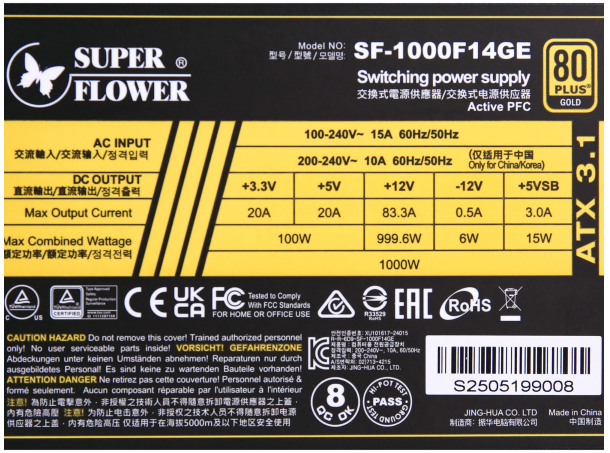

Power specifications label

All data and graphs included in this test report can be used by any individual on the following conditions:

› It should be mentioned that the test results are provided by Cybenetics

› The link to the original test results document should be provided in any case

Cybenetics runs voluntary certification programs for power supplies - ETA for efficiency, LAMBDA for noise and SAFE for safety and correct operation - and for cooling products, with DELTA for chassis soundproofing and PHI for fan airflow and static pressure. THETA rates cooler performance on AMD AM5 and Intel LGA1851 outside ISO 17065 and accreditation scope

CYBENETICS LTD Syrou 6, Latsia, 2231, Nicosia Cyprus

www.cybenetics.com - info@cybenetics.com