Corsair RM750x Shift (ATX v3.1)

A9H0D518502HIJ

Lab ID CR75002885

Certification ID 252885

Test Result Report ID: 25PS2885A

Certificate Issue Date: Jul 10, 2025

Scheme: ETA-EMI PSU

115V 230V

Scheme: LAMBDA PSU

115V 230V

Outside Validation Scope

General Information

Test Equipment

Electronic Loads	Chroma 63601-5 x2 Chroma 63600-2 Chroma 63640-80-80 x10 Chroma 63610-80-20
AC Sources	Chroma 6530, APM SP300VAC4000W-P, GW Instek ASR-3500
Power Analyzers	Rohde & Schwarz HMC8015 & NPA701
Oscilloscopes	Picoscope 4444, Siglent SDS2104X PLUS
Sound Analyzer	Bruel & Kjaer 2270 G4
Microphone	Bruel & Kjaer Type 4955-A
Temperature Logger	Picoscope TC-08
Tachometer	UNI-T UT372
Multimeters	Keysight 34465A
EMI Analyzer	TekBox TBMR-110M-EU
Isolation Transformer	4kVA
UPS	FSP Champ Tower 3kVA, CyberPower OLS3000E 3kVA
Testing Methodology	Cybenetics PSU Test Protocol

DUT Information(Non-accredited measurements)

Product Identification Details	
Brand	Corsair
Model	RM750x Shift (ATX v3.1)
OEM/ODM	Great Wall
Serial Number	A9H0D518502HIJ
Product Specifications	
Manufacturer-Provided Information	
□□□□ (Vrms)	100-240
□□□□ (Arms)	5-10

□□□□ (Hz)	47-63
□□□□ (W)	750
Operating Temperature (Continuous Full Load) (°C)	
□□	ATX12V
□□□□	Fully Modular
Warranty	-
Cybenetics Measurements	
Dimensions (W x H x D)	
Weight	
□□	140mm Fluid Dynamic Bearing Fan (NR140HP)
□□□□□	✓ (selectable)
Cybenetics Testing Information	
Lab ID	CR75002885
Date of receipt	Jun 13, 2025
Testing Date	Jul 9, 2025
Report Issued Date	Jul 10, 2025
Engineer Name	-
Authorized By the Laboratory Technical Manager	Aristeidis Bitziopoulos
Signature	

□□□□ (Non-accredited measurements)

□□□□				
□□	□□□□	□□□□□	**Gauge**	In Cable Capacitors
ATX □□ 24 pin (605mm)	1	1	16-20AWG	□
4+4 pin ATX12V (650mm)	2	2	18AWG	□
6+2pin PCIe□□ (650mm)	2	2	18AWG	□
2x 6+2pin PCIe□□ (650mm)	2	2	18AWG	□
12+2 pin PCIe (655mm) (600W)	1	1	16-24AWG	□
SATA□□ (505mm+105mm+105mm)	2	6	18AWG	□
4-pin Molex (405mm+105mm+105mm+105mm)	1	4	18AWG	□

Protection Features(Manufacturer)

Over Power Protection	✓
Over Current (+12V) Protection	✓
Over Temperature Protection	✓
Short Circuit Protection	✓
Surge Protection	✓
Inrush Current Protection	✓
Fan Failure Protection	✗

□□□□

□		3.3V	5V	12V	5VSB	-12V
□□□□	□□	20	20	62.5	3	0
	□	120		750	15	0
□□□□□ (W)		750				

Parts Description

General Data	
Manufacturer (OEM)	Great Wall
PCB Type	Double-Sided
Primary Side	
Transient Filter	4x Y caps, 2x X caps, 2x CM chokes, 1x MOV
Inrush Protection	NTC Thermistor SCK205R0 (5 Ohm @ 25°C) & Relay
Bridge Rectifier(s)	1x
APFC MOSFETs	1x Infineon IPW60R060P7 (650V, 30A @ 100°C, Rds(on): 0.060Ohm)
APFC Boost Diode	1x WeEn WNSC60D06650 (650V, 6A @ 156°C)
Bulk Cap(s)	1x Nippon Chemi-con (450V, 560uF, 2000h @ 105°C, KMW)
Main Switchers	2x STMicroelectronics STW24N60DM2 (650V, 11A @ 100°C, Rds(on): 0.200Ohm)
PFC/LLC Combo Controller	MPS HR1280
Topology	Primary side: Semi-Digital, APFC, Half-Bridge & LLC Resonant Converter Secondary side: [12V] Synchronous Rectification & [Minor Rails] DC-DC converters

Secondary Side	
+12V MOSFETs	4x Diodes Incorporated DMT4002LPS (40V, 70A @ 100°C, Rds(on): 1.8mOhm)
5V & 3.3V	DC-DC Converters: 4x DMT3004LPS (30V, 17A @ 70°C, Rds(on): 3.8mOhm) PWM Controller(s): ANPEC APW7159C
Filtering Capacitors	Electrolytic: 10x Nichicon (10,000h @ 105°C, HW(M)) 1x Nichicon (6,000 @ 105°C, HV(M)) 1x Rubycon (4-10,000 @ 105°C, YXF) 1x Rubycon (6-10,000 @ 105°C, ZLH) Polymer: 29x FPCAP
Supervisor IC	IN1S3151-SAG
IC Driver	MPS MP6924B
MCU	STMicroelectronics STM32C011F6P3
Fan Model	Corsair NR140HP (140mm, 12V, 0.33A, Fluid Dynamic Bearing Fan)
5VSB Circuit	
Rectifier (Low Side)	1x Diodes Incorporated DMT10H009LPS (100V, 8A @ 70°C, Rds(on): 8mOhm)
Standby PWM Controller	Power Integrations TNY288GG

Test Results

Temperature & Compliance Info

□□□□ (°C /°F)	28-32 / 82.4-89.6
□□ ErP Lot3/6□□	✓
□□ (EU) No 617/2013□□	✓
ALPM (Alternative Low Power Mode) compatible	✓
ATX v3.1 PSU Power Excursion	✓

Performance Summary

115V

Accredited	
□□□□ (>1450 load combinations)	89.394%
Average Noise Output (>1450 Load Combinations)	15.77dBA
PF□□□ (>1450 Load Combinations)	0.989
Efficiency With 10W (≤500W) or 2% (>500W) Load	72.512%
□□□□□□	0.0376W
Non-Accredited	
12V Ripple (Full Load)	20.73mV
5V Ripple (Full Load)	11.71mV
3.3V Ripple (Full Load)	10.78mV
5VSB Ripple (Full Load)	13.98mV
12V Load Regulation	0.63%
5V Load Regulation	0.30%
3.3V Load Regulation	0.39%
5VSB Load Regulation	1.48%
Inrush Current	28.520A

230V

Accredited	
□□□□ (>1450 load combinations)	91.272%
Average Noise Output (>1450 Load Combinations)	15.77dBA
PF□□□ (>1450 Load Combinations)	0.950
Efficiency With 10W (≤500W) or 2% (>500W) Load	76.586%
□□□□□□	0.0753W
Non-Accredited	
12V Ripple (Full Load)	22.97mV
5V Ripple (Full Load)	12.76mV
3.3V Ripple (Full Load)	11.63mV

5VSB Ripple (Full Load)		15.01mV
12V Load Regulation		0.63%
5V Load Regulation		0.32%
3.3V Load Regulation		0.39%
5VSB Load Regulation		1.46%
Inrush Current		63.110A
12V Transient Response (200%)		11.48V
5V Transient Response (200%)		4.901V
3.3V Transient Response (200%)		3.220V
5VSB Transient Response (200%)		4.958V
□□□□ & PG□□		23.50ms
AC Loss to PWR_OK Hold Up Time		20.40ms
PWR_OK Inactive to DC Loss Delay		3.10ms
PSU Timings: T1 (20% / 100%)	76.0ms	63.0ms
PSU Timings: T3 (20% / 100%)	125.0ms	125.0ms
12V OCP (29.8°C / 42.5°C)	82.80A (132.48%), 11.924V	81.20A (129.92%), 11.916V
5V OCP (29.8°C / 42.5°C)	31.1A (155.50%), 4.987V	31A (155.00%), 4.988V
3.3V OCP (29.8°C / 42.5°C)	29.5A (147.50%), 3.292V	29.2A (146.00%), 3.294V
5VSB OCP (29.8°C / 42.5°C)	5.2A (173.33%), 5.003V	5.2A (173.33%), 4.999V
OPP (27.91°C / 44.91°C)	130.93%	127.06%

□□□□ & PG□□

Hold-Up Time (ms)	23.5
AC Loss to PWR_OK Hold Up Time (ms)	20.4
PWR_OK Inactive to DC Loss Delay (ms)	3.1

Tables

115V

Detailed Results						
	Average	Min	Limit Min	Max	Limit Max	Result
Mains Voltage RMS:	115.08 V	115.05 V	113.85 V	115.13 V	116.15 V	PASS
Mains Frequency:	60.00 Hz	59.96 Hz	59.40 Hz	60.03 Hz	60.60 Hz	PASS
Mains Voltage CF:	1.416	1.415	1.340	1.418	1.490	PASS
Mains Voltage THD:	0.13 %	0.09 %	N/A	0.18 %	2.00 %	PASS
Real Power:	0.038 W	-0.010 W	N/A	0.062 W	N/A	N/A
Apparent Power:	8.395 W	7.842 W	N/A	9.010 W	N/A	N/A
Power Factor:	0.003	N/A	N/A	N/A	N/A	N/A

230V

Detailed Results						
	Average	Min	Limit Min	Max	Limit Max	Result
Mains Voltage RMS:	231.06 V	230.93 V	227.70 V	231.12 V	232.30 V	PASS
Mains Frequency:	50.00 Hz	49.99 Hz	49.50 Hz	50.01 Hz	50.50 Hz	PASS
Mains Voltage CF:	1.417	1.417	1.340	1.419	1.490	PASS
Mains Voltage THD:	0.17 %	0.14 %	N/A	0.28 %	2.00 %	PASS
Real Power:	0.075 W	0.038 W	N/A	0.133 W	N/A	N/A
Apparent Power:	26.412 W	25.790 W	N/A	27.075 W	N/A	N/A
Power Factor:	0.003	N/A	N/A	N/A	N/A	N/A

□□□□□□

115V

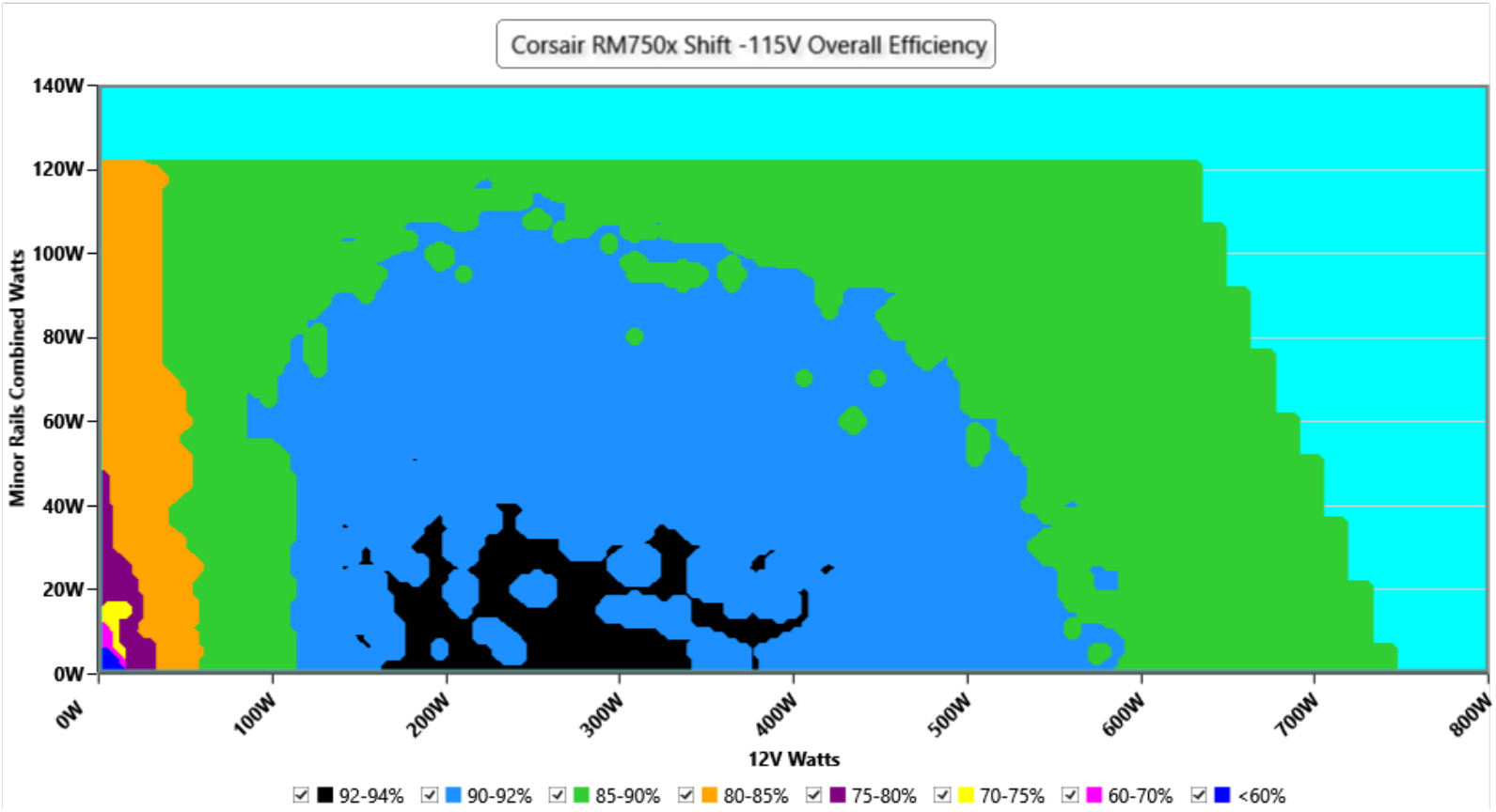

□□

This graph depicts the PSU`s efficiency throughout its entire operational range. For the generation of the efficiency and noise graphs we set our loaders to auto mode through our custom-made software before trying thousands of possible load combinations

230V

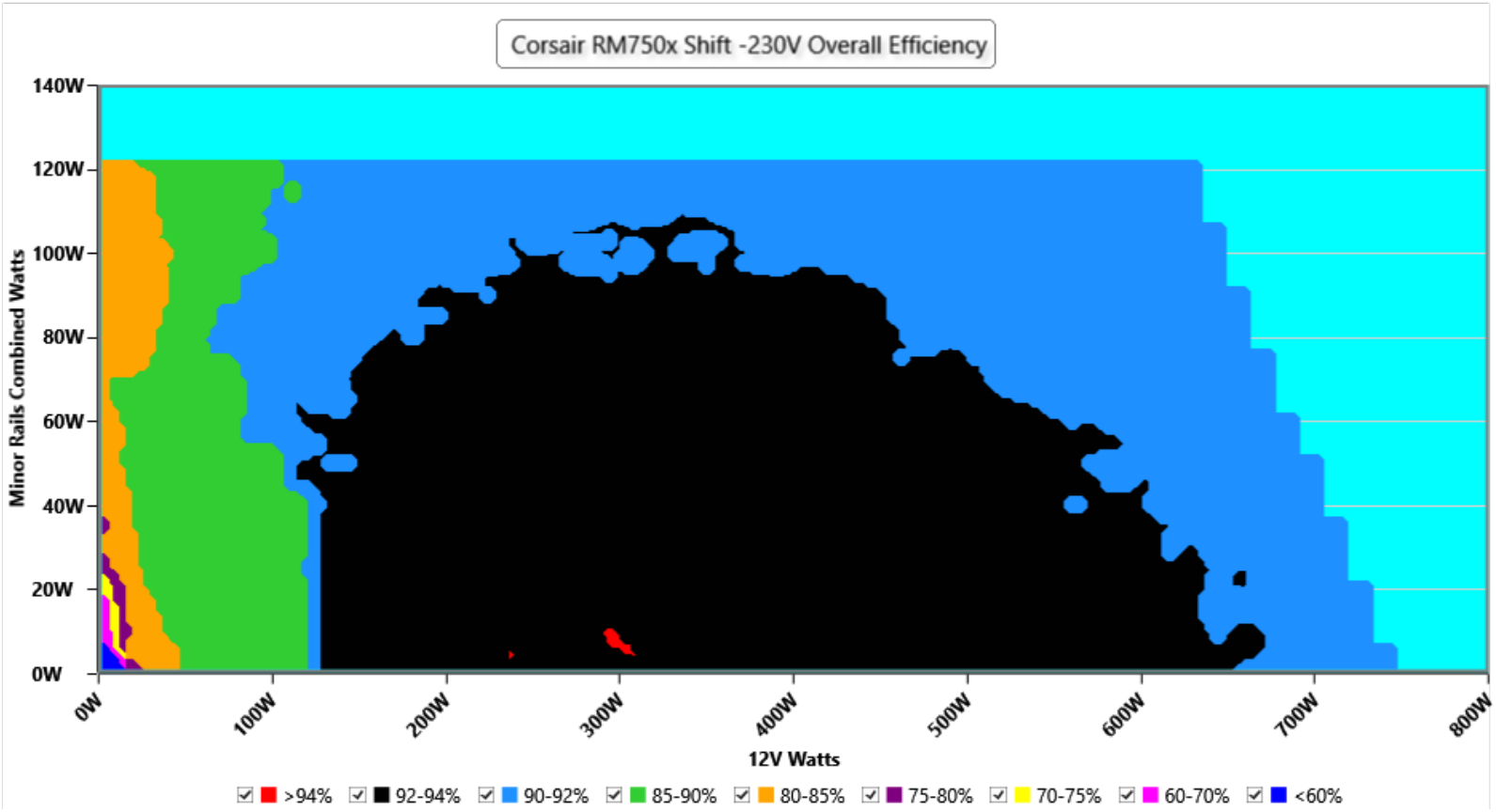

This graph depicts the PSU`s efficiency throughout its entire operational range. For the generation of the efficiency and noise graphs we set our loaders to auto mode through our custom-made software before trying thousands of possible load combinations

□□□□□

115V

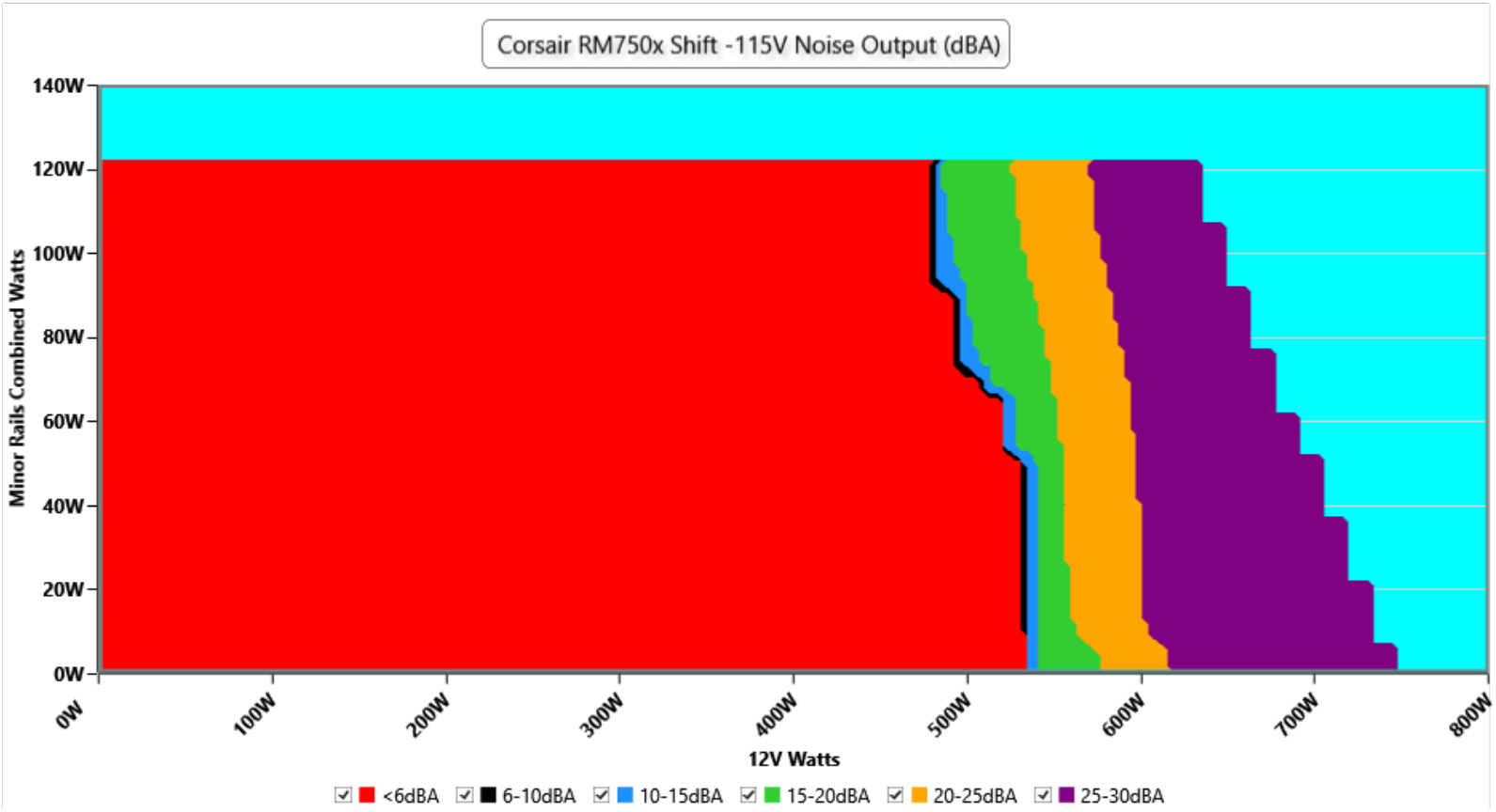

□□

The PSU`s noise in its entire operational range and under 30-32 °C ambient is depicted in this graph. The X axis represents the load on the +12V rail(s) while the Y axis is the load on the minor rails

230V

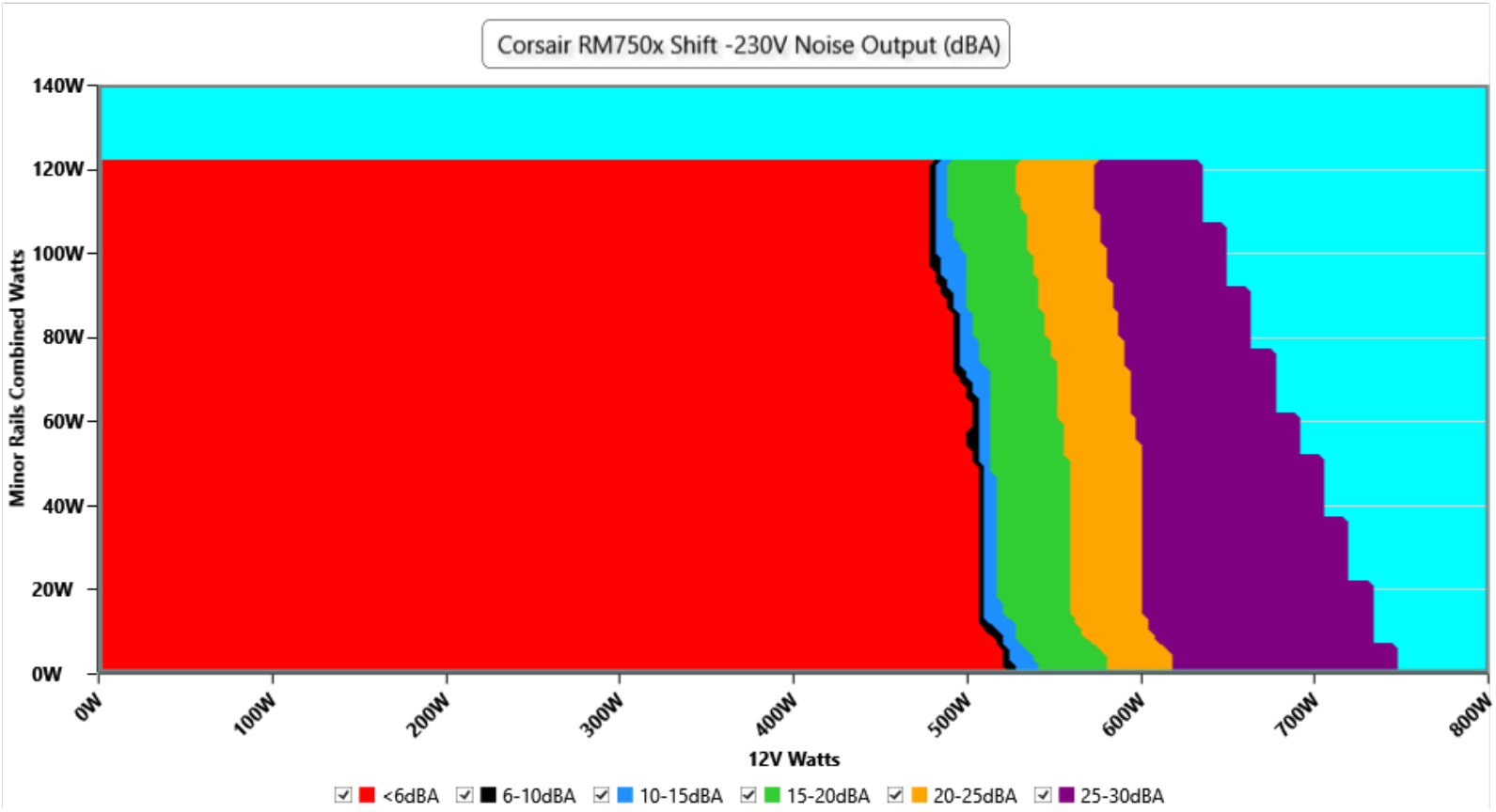

The PSU`s noise in its entire operational range and under 30-32 °C ambient is depicted in this graph. The X axis represents the load on the +12V rail(s) while the Y axis is the load on the minor rails

Conducted Emissions EN 55032 & CISPR 32

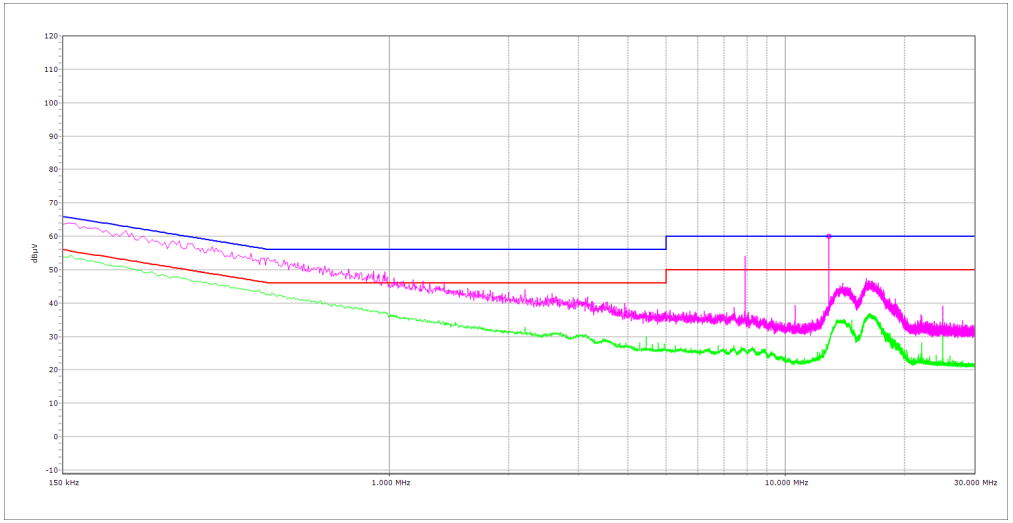

NEUTRAL

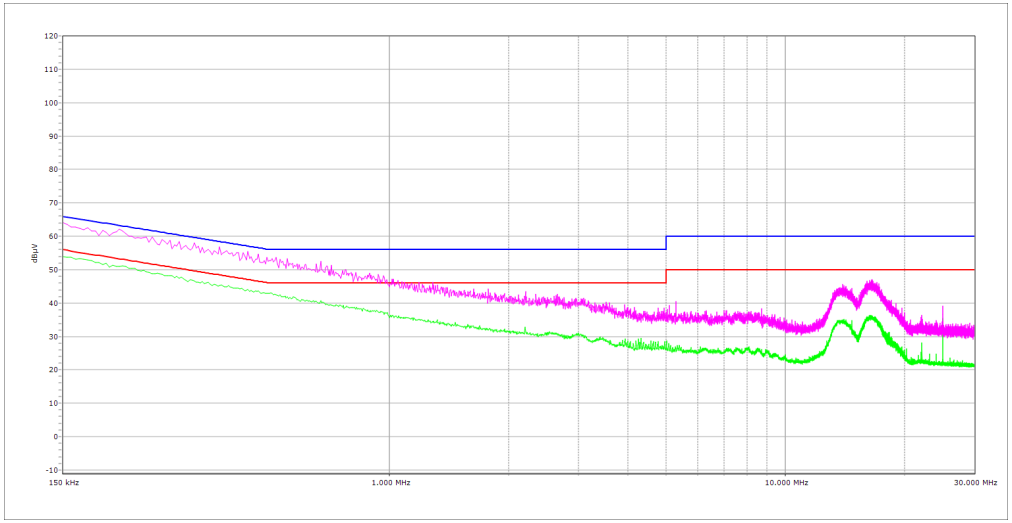

PHASE

Indicative Performance

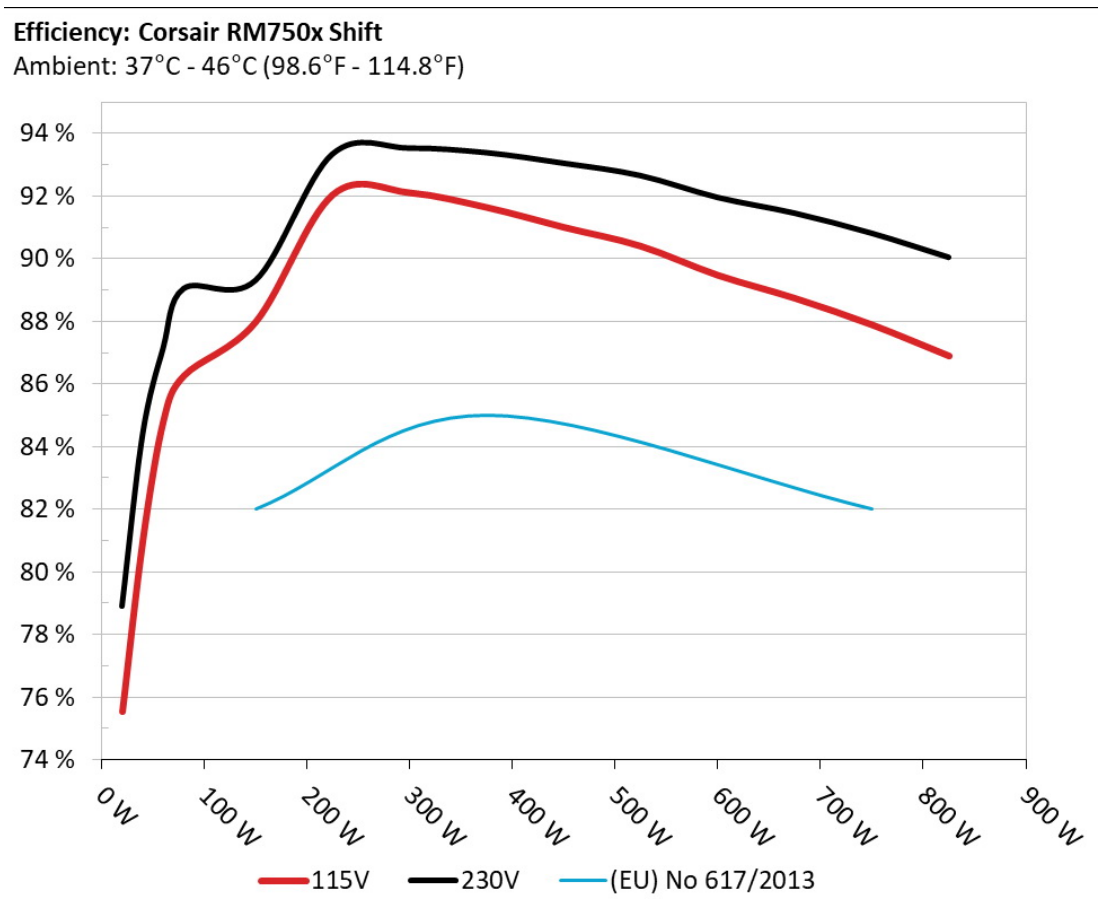

The PSU`s efficiency under high ambient temperatures with 115V and 230V input. For this graph the results of the 10-110% load regulation table are used

5Vsb□□□□

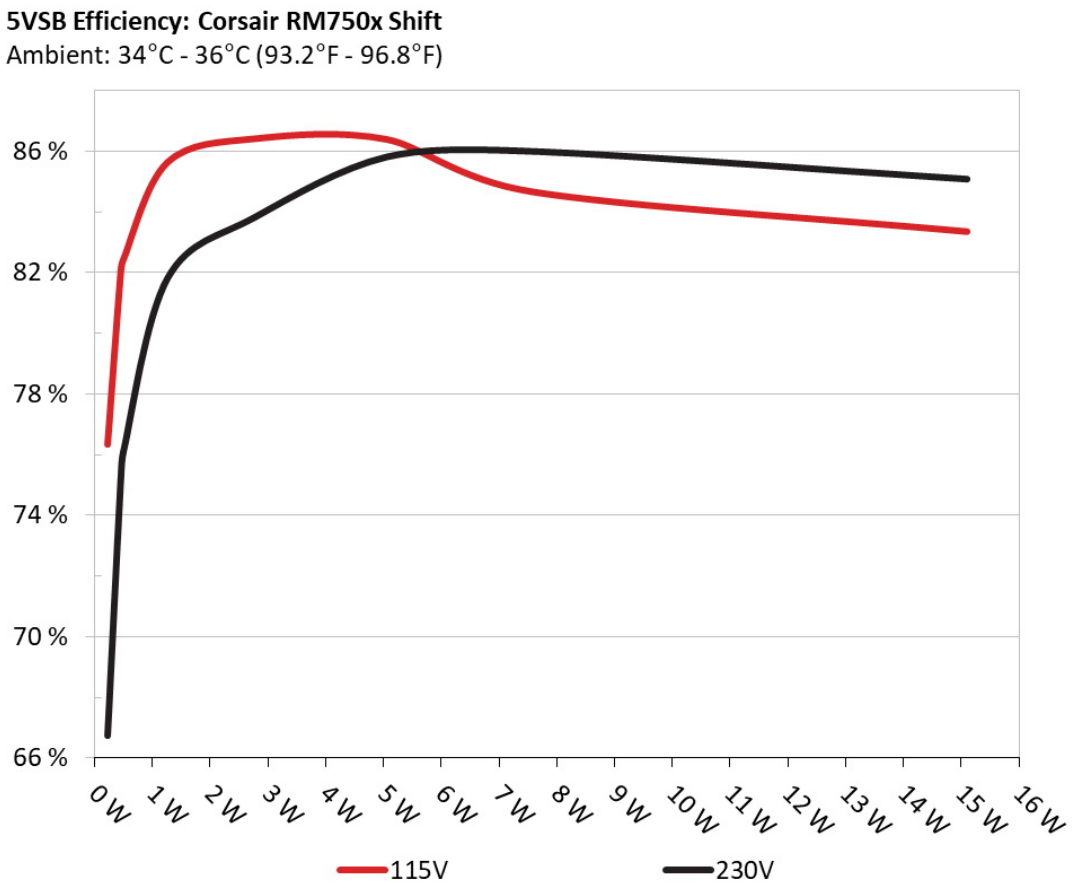

□□

This graph depicts the efficiency levels of the 5VSB rail with 115V and 230V input

□□□□ □□ 5Vsb □□ (ErP Lot3/6 & CEC)

115V

□□ #	5VSB	DC/AC (□)	□□	PF/AC □□
1	**0.045A**	0.228W	76.331%	0.04
	5.066V	0.299W		114.94V
2	**0.09A**	0.456W	82.028%	0.073
	5.065V	0.556W		114.95V
3	**0.55A**	2.784W	86.412%	0.294
	5.06V	3.221W		114.94V
4	**1A**	5.057W	86.388%	0.383
	5.055V	5.855W		114.94V
5	**1.5A**	7.576W	84.659%	0.427
	5.049V	8.949W		114.94V
6	**3.001A**	15.098W	83.347%	0.487
	5.032V	18.115W		114.94V

230V

□□ #	5VSB	DC/AC (□)	□□	PF/AC □□
1	**0.045A**	0.228W	66.735%	0.014
	5.066V	0.342W		230.07V
2	**0.09A**	0.456W	75.173%	0.024
	5.066V	0.607W		230.06V
3	**0.55A**	2.784W	83.827%	0.124
	5.06V	3.321W		230.06V
4	**1A**	5.057W	85.806%	0.198
	5.055V	5.894W		230.07V
5	**1.5A**	7.577W	85.991%	0.258
	5.05V	8.809W		230.05V
6	**3.001A**	15.1W	85.077%	0.354
	5.032V	17.746W		230.03V

Protection Features

OCP (Normal @ 29.8°C)	12V: 82.80A (132.48%), 11.924V 5V: 31.1A (155.50%), 4.987V 3.3V: 29.5A (147.50%), 3.292V 5VSB: 5.2A (173.33%), 5.003V
OCP (Hot @ 42.5°C)	12V: 81.20A (129.92%), 11.916V 5V: 31A (155.00%), 4.988V 3.3V: 29.2A (146.00%), 3.294V 5VSB: 5.2A (173.33%), 4.999V
OPP (Normal @ 27.9°C)	981.94W (130.93%)
OPP (Hot @ 44.9°C)	952.94W (127.06%)
OTP	✓ (70°C @ Heat Sink)
SCP	12V to Earth: ✓ 5V to Earth: ✓ 3.3V to Earth: ✓ 5VSB to Earth: ✓
PWR_OK	Proper Operation
UVP (Full Load @ 90V)	✓
UVP (No Damage @ 80V)	✓
Conducted Emissions EN55032 & CISPR 32	✓
NLO	✓
Fan Failure Protection	✗
SIP	Surge: MOV Inrush: NTC & Bypass Relay

Supplementary Tests (For Reference)

10-110%□□□□

115V

□□	12V	5V	3.3V	5VSB	DC/AC (□)	□□	□□□□ (RPM)	□□□□□□□ (dB[A])	□□ (□□ /□□)	PF/AC □□
10%	**4.466A**	**2.012A**	**1.994A**	**0.99A**	75.009	85.703%	0	<6.0	44.26°C	0.96
	11.960V	4.971V	3.31V	5.051V	87.517				40.15°C	114.93V
20%	**9.963A**	**3.019A**	**2.992A**	**1.19A**	149.975	87.996%	0	<6.0	45.37°C	0.979
	11.951V	4.97V	3.309V	5.044V	170.434				40.51°C	114.92V
30%	**15.819A**	**3.523A**	**3.492A**	**1.39A**	224.984	92.058%	0	<6.0	47.58°C	0.985
	11.943V	4.969V	3.308V	5.038V	244.379				41.21°C	114.91V
40%	**21.688A**	**4.027A**	**3.992A**	**1.59A**	300.08	92.113%	0	<6.0	48.81°C	0.989
	11.937V	4.968V	3.307V	5.031V	325.791				41.71°C	114.89V
50%	**27.182A**	**5.035A**	**4.991A**	**1.792A**	374.749	91.647%	0	<6.0	48.74°C	0.992
	11.928V	4.966V	3.306V	5.025V	408.929				42.17°C	114.87V
60%	**32.701A**	**6.045A**	**5.993A**	**1.993A**	449.678	91.014%	414	<6.0	42.73°C	0.995
	11.922V	4.965V	3.305V	5.018V	494.076				62.94°C	114.86V
70%	**38.230A**	**7.055A**	**6.995A**	**2.196A**	524.608	90.411%	451	<6.0	43.33°C	0.996
	11.914V	4.963V	3.303V	5.011V	580.264				64.52°C	114.84V
80%	**43.831A**	**8.065A**	**7.997A**	**2.298A**	599.829	89.479%	695	19.4	43.99°C	0.997
	11.908V	4.961V	3.301V	5.005V	670.329				61.86°C	114.83V
90%	**49.773A**	**8.571A**	**8.485A**	**2.4A**	674.868	88.745%	880	27.6	44.06°C	0.997
	11.902V	4.959V	3.3V	5V	760.42				61.36°C	114.81V
100%	**55.521A**	**9.078A**	**9.004A**	**3.007A**	750.087	87.893%	1078	33.1	45.01°C	0.998
	11.894V	4.958V	3.299V	4.989V	853.429				61.97°C	114.79V
110%	**61.142A**	**10.09A**	**10.1A**	**3.01A**	825.102	86.9%	1296	38.8	46.23°C	0.998
	11.887V	4.956V	3.297V	4.985V	949.444				62.03°C	114.77V
CL1	**0.118A**	**14.558A**	**14.44A**	**0A**	121.312	81.541%	501	7.2	40.75°C	0.974
	11.940V	4.96V	3.303V	5.051V	148.393				54.4°C	114.57V

CL2	**0.117A**	**20.159A**	**0A**	**0A**	101.404	80.142%	1083	33.3	40.66°C	0.972
	11.951V	4.961V	3.314V	5.057V	126.521				47.87°C	114.93V
CL3	**0.117A**	**0A**	**19.998A**	**0A**	67.399	75.852%	730	21.3	40.11°C	0.96
	11.956V	4.97V	3.3V	5.056V	88.815				46.9°C	114.93V
CL4	**62.985A**	**0A**	**0A**	**0A**	749.88	88.772%	982	30.7	45.05°C	0.998
	11.906V	4.967V	3.306V	5.03V	844.737				59.63°C	114.77V

The results above are not used in the certification process

230V

□□	**12V**	**5V**	**3.3V**	**5VSB**	**DC/AC (□)**	□□	□□□□ **(RPM)**	□□□□□□□ **(dB[A])**	□□ **(□□ /□□)**	**PF/AC □□**
10%	**4.466A**	**2.012A**	**1.993A**	**0.99A**	75.007	88.357%	0	<6.0	50°C	0.872
	11.959V	4.972V	3.311V	5.051V	84.904				40.14°C	230.07V
20%	**9.963A**	**3.019A**	**2.991A**	**1.19A**	149.97	89.295%	0	<6.0	51.19°C	0.925
	11.951V	4.97V	3.31V	5.044V	167.939				40.72°C	230.06V
30%	**15.819A**	**3.523A**	**3.491A**	**1.39A**	224.976	93.33%	0	<6.0	51.01°C	0.941
	11.943V	4.969V	3.309V	5.038V	241.061				41.06°C	230.05V
40%	**21.686A**	**4.027A**	**3.991A**	**1.59A**	300.065	93.517%	0	<6.0	54.2°C	0.952
	11.937V	4.968V	3.308V	5.032V	320.887				41.67°C	230.05V
50%	**27.178A**	**5.035A**	**4.991A**	**1.792A**	374.693	93.372%	0	<6.0	53.49°C	0.961
	11.928V	4.966V	3.306V	5.025V	401.323				42.23°C	230.04V
60%	**32.696A**	**6.044A**	**5.992A**	**1.993A**	449.616	93.037%	415	<6.0	42.71°C	0.966
	11.922V	4.965V	3.305V	5.018V	483.298				55.89°C	230.04V
70%	**38.220A**	**7.054A**	**6.994A**	**2.195A**	524.532	92.643%	422	<6.0	43.41°C	0.969
	11.915V	4.963V	3.303V	5.012V	566.178				57.22°C	230.03V
80%	**43.820A**	**8.063A**	**7.996A**	**2.298A**	599.747	91.944%	691	19.1	43.88°C	0.972
	11.909V	4.961V	3.301V	5.006V	652.289				54.39°C	230.03V
90%	**49.760A**	**8.569A**	**8.484A**	**2.4A**	674.777	91.443%	877	27.5	44.84°C	0.975
	11.902V	4.96V	3.3V	5.001V	737.923				54.57°C	230.02V
100%	**55.508A**	**9.076A**	**9.002A**	**3.007A**	749.991	90.8%	1071	32.8	45.55°C	0.979
	11.895V	4.958V	3.299V	4.99V	825.978				55.99°C	230.02V

110%	**61.131A**	**10.088A**	**10.098A**	**3.009A**	825.01	90.031%	1627	44.1	46.15°C	0.982
	11.888V	4.956V	3.297V	4.985V	916.357				55.15°C	230.01V
CL1	**0.117A**	**14.557A**	**14.439A**	**0A**	121.301	82.679%	491	7	40.06°C	0.918
	11.941V	4.96V	3.303V	5.052V	146.7				51.83°C	230.09V
CL2	**0.117A**	**20.158A**	**0A**	**0A**	101.398	81.955%	1084	33.3	41.89°C	0.907
	11.953V	4.961V	3.313V	5.057V	123.709				47.2°C	230.09V
CL3	**0.117A**	**0A**	**19.999A**	**0A**	67.392	78.367%	730	21.3	40.28°C	0.873
	11.957V	4.97V	3.3V	5.056V	86.019				45.51°C	230.09V
CL4	**62.964A**	**0A**	**0A**	**0A**	749.758	91.612%	980	30.7	45.36°C	0.978
	11.908V	4.967V	3.305V	5.031V	818.411				52.3°C	230.01V

The results above are not used in the certification process

20-80□□□□□

115V

□□	**12V**	**5V**	**3.3V**	**5VSB**	**DC/AC (□)**	□□	□□□□ **(RPM)**	□□□□□□□□ **(dB[A])**	□□ **(□□ /□□)**	**PF/AC □□**
20W	**1.242A**	**0.503A**	**0.498A**	**0.198A**	20.008	75.53%	0	<6.0	40.68°C	0.858
	11.969V	4.973V	3.312V	5.063V	26.422				36.69°C	114.94V
40W	**2.732A**	**0.704A**	**0.698A**	**0.297A**	40.006	81.034%	0	<6.0	43.5°C	0.93
	11.967V	4.973V	3.312V	5.061V	49.369				37.96°C	114.94V
60W	**4.224A**	**0.905A**	**0.897A**	**0.396A**	60.004	84.836%	0	<6.0	43.17°C	0.952
	11.964V	4.973V	3.311V	5.058V	70.755				38.34°C	114.94V
80W	**5.714A**	**1.107A**	**1.096A**	**0.495A**	79.971	86.269%	0	<6.0	44.1°C	0.963
	11.960V	4.972V	3.311V	5.056V	92.704				39.24°C	114.94V

The results above are not used in the certification process

230V

□□	12V	5V	3.3V	5VSB	DC/AC (□)	□□	□□□□ (RPM)	□□□□□□□ (dB[A])	□□ (□□ /□□)	PF/AC □□
20W	**1.242A**	**0.503A**	**0.498A**	**0.198A**	20.008	78.896%	0	<6.0	44.49°C	0.522
	11.969V	4.974V	3.312V	5.063V	25.557				36.74°C	230.07V
40W	**2.732A**	**0.704A**	**0.697A**	**0.297A**	40.005	84.362%	0	<6.0	45.58°C	0.753
	11.967V	4.974V	3.312V	5.061V	47.42				37.64°C	230.07V
60W	**4.224A**	**0.905A**	**0.897A**	**0.395A**	60.003	87.123%	0	<6.0	46.78°C	0.843
	11.964V	4.973V	3.312V	5.059V	68.876				38.54°C	230.07V
80W	**5.712A**	**1.106A**	**1.096A**	**0.495A**	79.967	89.034%	0	<6.0	48.41°C	0.877
	11.962V	4.973V	3.311V	5.057V	89.829				39.36°C	230.07V

The results above are not used in the certification process

□□□□

115V

Test	12V	5V	3.3V	5VSB	Pass/Fail
10% Load	11.60mV	8.83mV	4.58mV	8.46mV	Pass
20% Load	18.93mV	8.67mV	4.63mV	9.32mV	Pass
30% Load	10.53mV	8.47mV	5.19mV	9.07mV	Pass
40% Load	11.09mV	8.72mV	5.80mV	9.99mV	Pass
50% Load	11.65mV	9.38mV	7.22mV	9.42mV	Pass
60% Load	11.65mV	9.90mV	6.10mV	9.88mV	Pass
70% Load	12.72mV	10.00mV	7.22mV	10.24mV	Pass
80% Load	12.77mV	11.37mV	9.26mV	10.80mV	Pass
90% Load	13.69mV	10.61mV	9.97mV	10.60mV	Pass
100% Load	20.73mV	11.71mV	10.78mV	13.98mV	Pass
110% Load	22.76mV	12.15mV	13.44mV	15.05mV	Pass
Crossload1	13.87mV	13.91mV	11.28mV	10.41mV	Pass
Crossload2	15.88mV	11.78mV	4.99mV	11.11mV	Pass

Test	12V	5V	3.3V	5VSB	Pass/Fail
Crossload3	10.99mV	11.53mV	10.22mV	9.78mV	Pass
Crossload4	19.58mV	9.25mV	6.23mV	8.39mV	Pass

The results above are not used in the certification process

230V

Test	12V	5V	3.3V	5VSB	Pass/Fail
10% Load	12.92mV	8.62mV	4.78mV	8.35mV	Pass
20% Load	15.52mV	8.57mV	4.88mV	8.25mV	Pass
30% Load	9.92mV	8.67mV	5.70mV	9.32mV	Pass
40% Load	10.58mV	10.00mV	12.21mV	9.17mV	Pass
50% Load	10.99mV	9.95mV	6.87mV	10.34mV	Pass
60% Load	11.70mV	10.20mV	5.85mV	9.58mV	Pass
70% Load	11.91mV	9.95mV	6.00mV	10.34mV	Pass
80% Load	12.97mV	10.76mV	9.10mV	10.55mV	Pass
90% Load	13.38mV	10.56mV	10.38mV	10.50mV	Pass
100% Load	22.97mV	12.76mV	11.63mV	15.01mV	Pass
110% Load	25.26mV	12.74mV	12.34mV	15.62mV	Pass
Crossload1	17.65mV	14.95mV	11.37mV	10.01mV	Pass
Crossload2	15.67mV	12.24mV	4.88mV	11.06mV	Pass
Crossload3	12.06mV	13.06mV	11.59mV	10.60mV	Pass
Crossload4	21.73mV	10.09mV	8.45mV	9.35mV	Pass

The results above are not used in the certification process





Corsair RM750x Shift (ATX v3.1)

Top side

Power specifications label

本测试报告中包含的所有数据和图表均可在以下条件下由任何人使用：使用过程需提及测试结果由Cybenetics提供。

在任何情况下都应提供原始测试结果文档的网站链接

Cybenetics 提供自愿性认证计划：电源方面有（安全与正确运行）；散热产品方面有 ETA（效率）、LAMBDA（噪声）与 SAFE DELTA（机箱隔音）与 PHI（风扇风量与静压）

CYBENETICS LTD Syrou 6, Latsia, 2231, Nicosia Cyprus

www.cybenetics.com - info@cybenetics.com