NZXT

NZXT C850 Gold Core

-

Lab ID NZ85002899

Certification ID 252899

Test Result Report ID: 25PS2899A

Certificate Issue Date: Jul 28, 2025

Scheme: ETA-EMI PSU

115V



230V



115V



230V



Scheme: LAMBDA PSU



Outside Validation Scope



General Information

Test Equipment

Electronic Loads	Chroma 63601-5 x2 Chroma 63600-2 Chroma 63640-80-80 x10 Chroma 63610-80-20
AC Sources	Chroma 6530, APM SP300VAC4000W-P, GW Instek ASR-3500
Power Analyzers	Rohde & Schwarz HMC8015 & NPA701
Oscilloscopes	Picoscope 4444, Siglent SDS2104X PLUS
Sound Analyzer	Bruel & Kjaer 2270 G4
Microphone	Bruel & Kjaer Type 4955-A
Temperature Logger	Picoscope TC-08
Tachometer	UNI-T UT372
Multimeters	Keysight 34465A
EMI Analyzer	TekBox TBMR-110M-EU
Isolation Transformer	4kVA
UPS	FSP Champ Tower 3kVA, CyberPower OLS3000E 3kVA
Testing Methodology	Cybenetics PSU Test Protocol

DUT Information(Non-accredited measurements)

Product Identification Details	
Brand	NZXT
Model	C850 Gold Core
OEM/ODM	HEC
Serial Number	-
Product Specifications	
Manufacturer-Provided Information	
□□□□ (Vrms)	100-240
□□□□ (Arms)	5-10

□□□□ (Hz)	50-60
□□□□ (W)	850
Operating Temperature (Continuous Full Load) (°C)	
□□	ATX12V
□□□□	Fully Modular
Warranty	-
Cybenetics Measurements	
Dimensions (W x H x D)	
Weight	
□□	135mm Fluid Dynamic Bearing Fan (HA13525H12SF-Z)
□□□□□	✓ (selectable)
Cybenetics Testing Information	
Lab ID	NZ85002899
Date of receipt	Jun 24, 2025
Testing Date	Jul 22, 2025
Report Issued Date	Jul 28, 2025
Engineer Name	-
Authorized By the Laboratory Technical Manager	Aristeidis Bitziopoulos
Signature	

□□□□ (Non-accredited measurements)

□□□□				
□□	□□□□	□□□□□	**Gauge**	In Cable Capacitors
ATX □□ 24 pin (600mm)	1	1	16-18AWG	□
4+4 pin EPS 12V □□ (700mm)	1	1	18AWG	□
8 pin EPS 12V □□ (700mm)	1	1	18AWG	□
6+2pin PCIe□□ (650mm)	3	3	18AWG	□
12+4 pin PCIe (650mm) (600W)	1	1	16-24AWG	□
SATA□□ (500mm+150mm+150mm+150mm)	2	8	18AWG	□
4-pin Molex (500mm+150mm+150mm)	1	3	18AWG	□

Protection Features(Manufacturer)

Over Power Protection	✓
Over Current (+12V) Protection	✓
Over Temperature Protection	✓
Short Circuit Protection	✓
Surge Protection	✓
Inrush Current Protection	✓
Fan Failure Protection	✗

□□□□

□		3.3V	5V	12V	5VSB	-12V
□□□□	□□	20	20	70.8	3	0
	□	120		850	15	0
□□□□□ (W)		850				

Parts Description

General Data	
Manufacturer (OEM)	HEC
PCB Type	Double-Sided
Primary Side	
Transient Filter	4x Y caps, 3x X caps, 2x CM chokes, 1x MOV, 1x Power IntegrationsCAP200DG (X Capacitor Discharge IC)
Inrush Protection	1x NTC Thermistor MF72 5D-15 (5 Ohm) & Relay
Bridge Rectifier(s)	2x MCC GBU15K (800V, 15A @ 100°C)
APFC MOSFETs	2x CRMicro CRJF99N65G2 (650V, 20A @ 100°C, Rds(on): 99mOhm)
APFC Boost Diode	1x Sanan SDS065J008C3 (650V, 8A @ 155°C)
Bulk Cap(s)	1x Teapo (400V, 560uF @ 105°C, TD(V))
Main Switchers	2x NCEPower NCE65TF130F (650V, 18A @ 25°C, Rds(on): 109mOhm)
APFC Controller	1x Champion CM6500UNX & 1x Champion CM03X (reduce the no-load consumption)
Resonant Controller	Champion CM6901T6X

Topology	Primary side: APFC, Half-Bridge & LLC Resonant converter Secondary side: [12V] Synchronous Rectification & [Minor Rails] DC-DC converters
Secondary Side	
+12V MOSFETs	6x Pingwei PWC012N04ES (40V, 132A @ 100°C, Rds(on): 1.2mOhm)
5V & 3.3V	DC-DC Converters: PWM Controller(s): ANPEC APW7159C
Filtering Capacitors	Electrolytic: 2x Teapo (3,000h @ 105°C, SC) 4x Elite (2-5,000h @ 105°C, ED(M)) 1x Elite (@ 105°C, PS(M)) Polymer: 8x Elite, 25x Biostar
Supervisor IC	Weltrend WT7527RT (OVP, UVP, OCP, SCP, PG)
MCU	Nuvoton M051FB9AE
Fan Model	Hong Hua HA13525H12SF-Z (135mm, 12V, 0.50A, Fluid Dynamic Bearing Fan)
5VSB	
Rectifier	1x PingWei PS1065L (60V, 10A)
Standby PWM Controller	Excelliance MOS EM8569D

Test Results

Temperature & Compliance Info

□□□□ (°C /°F)	28-32 / 82.4-89.6
□□ ErP Lot3/6□□	✓
□□ (EU) No 617/2013□□	✓
ALPM (Alternative Low Power Mode) compatible	✓
ATX v3.1 PSU Power Excursion	✓

Performance Summary

115V

Accredited	
□□□□ (>1450 load combinations)	90.092%

Average Noise Output (>1450 Load Combinations)	11.79dBA
PF□□□ (>1450 Load Combinations)	0.985
Efficiency With 10W (≤500W) or 2% (>500W) Load	68.228%
□□□□□□	0.0620W
Non-Accredited	
12V Ripple (Full Load)	30.64mV
5V Ripple (Full Load)	17.22mV
3.3V Ripple (Full Load)	14.79mV
5VSB Ripple (Full Load)	12.10mV
12V Load Regulation	1.01%
5V Load Regulation	1.26%
3.3V Load Regulation	1.72%
5VSB Load Regulation	2.17%
Inrush Current	36.880A

230V

Accredited	
□□□□ (>1450 load combinations)	91.944%
Average Noise Output (>1450 Load Combinations)	10.38dBA
PF□□□ (>1450 Load Combinations)	0.952
Efficiency With 10W (≤500W) or 2% (>500W) Load	68.079%
□□□□□□	0.1170W
Non-Accredited	
12V Ripple (Full Load)	30.85mV
5V Ripple (Full Load)	17.48mV
3.3V Ripple (Full Load)	15.28mV
5VSB Ripple (Full Load)	12.27mV
12V Load Regulation	1.03%
5V Load Regulation	1.24%
3.3V Load Regulation	1.72%
5VSB Load Regulation	2.20%
Inrush Current	63.350A

12V Transient Response (200%)		11.47V
5V Transient Response (200%)		4.906V
3.3V Transient Response (200%)		3.196V
5VSB Transient Response (200%)		5.003V
□□□□ & PG□□		21.00ms
AC Loss to PWR_OK Hold Up Time		18.50ms
PWR_OK Inactive to DC Loss Delay		2.50ms
PSU Timings: T1 (20% / 100%)	48.0ms	51.0ms
PSU Timings: T3 (20% / 100%)	125.0ms	124.0ms
12V OCP (27.6°C / 43.6°C)	89.00A (125.71%), 12.011V	88.80A (125.42%), 12.052V
5V OCP (27.6°C / 43.6°C)	25A (125.00%), 4.994V	24.6A (123.00%), 4.991V
3.3V OCP (27.6°C / 43.6°C)	24.4A (122.00%), 3.281V	24.2A (121.00%), 3.282V
5VSB OCP (27.6°C / 43.6°C)	4.2A (140.00%), 5.059V	4.3A (143.33%), 5.058V
OPP (29.19°C / 42.20°C)	123.87%	123.87%

□□□□ & PG□□

Hold-Up Time (ms)	21
AC Loss to PWR_OK Hold Up Time (ms)	18.5
PWR_OK Inactive to DC Loss Delay (ms)	2.5

□□□□

Tables

115V

Detailed Results						
	Average	Min	Limit Min	Max	Limit Max	Result
Mains Voltage RMS:	115.08 V	115.05 V	113.85 V	115.13 V	116.15 V	PASS
Mains Frequency:	60.00 Hz	59.99 Hz	59.40 Hz	60.01 Hz	60.60 Hz	PASS
Mains Voltage CF:	1.416	1.415	1.340	1.418	1.490	PASS

Mains Voltage THD:	0.13 %	0.09 %	N/A	0.17 %	2.00 %	PASS
Real Power:	0.062 W	0.039 W	N/A	0.086 W	N/A	N/A
Apparent Power:	11.784 W	11.288 W	N/A	12.300 W	N/A	N/A
Power Factor:	0.006	N/A	N/A	N/A	N/A	N/A

230V

Detailed Results						
	Average	Min	Limit Min	Max	Limit Max	Result
Mains Voltage RMS:	231.06 V	230.95 V	227.70 V	231.12 V	232.30 V	PASS
Mains Frequency:	50.00 Hz	49.99 Hz	49.50 Hz	50.01 Hz	50.50 Hz	PASS
Mains Voltage CF:	1.417	1.416	1.340	1.419	1.490	PASS
Mains Voltage THD:	0.17 %	0.14 %	N/A	0.28 %	2.00 %	PASS
Real Power:	0.117 W	0.072 W	N/A	0.176 W	N/A	N/A
Apparent Power:	38.545 W	37.830 W	N/A	39.365 W	N/A	N/A
Power Factor:	0.003	N/A	N/A	N/A	N/A	N/A

□□□□□□

115V

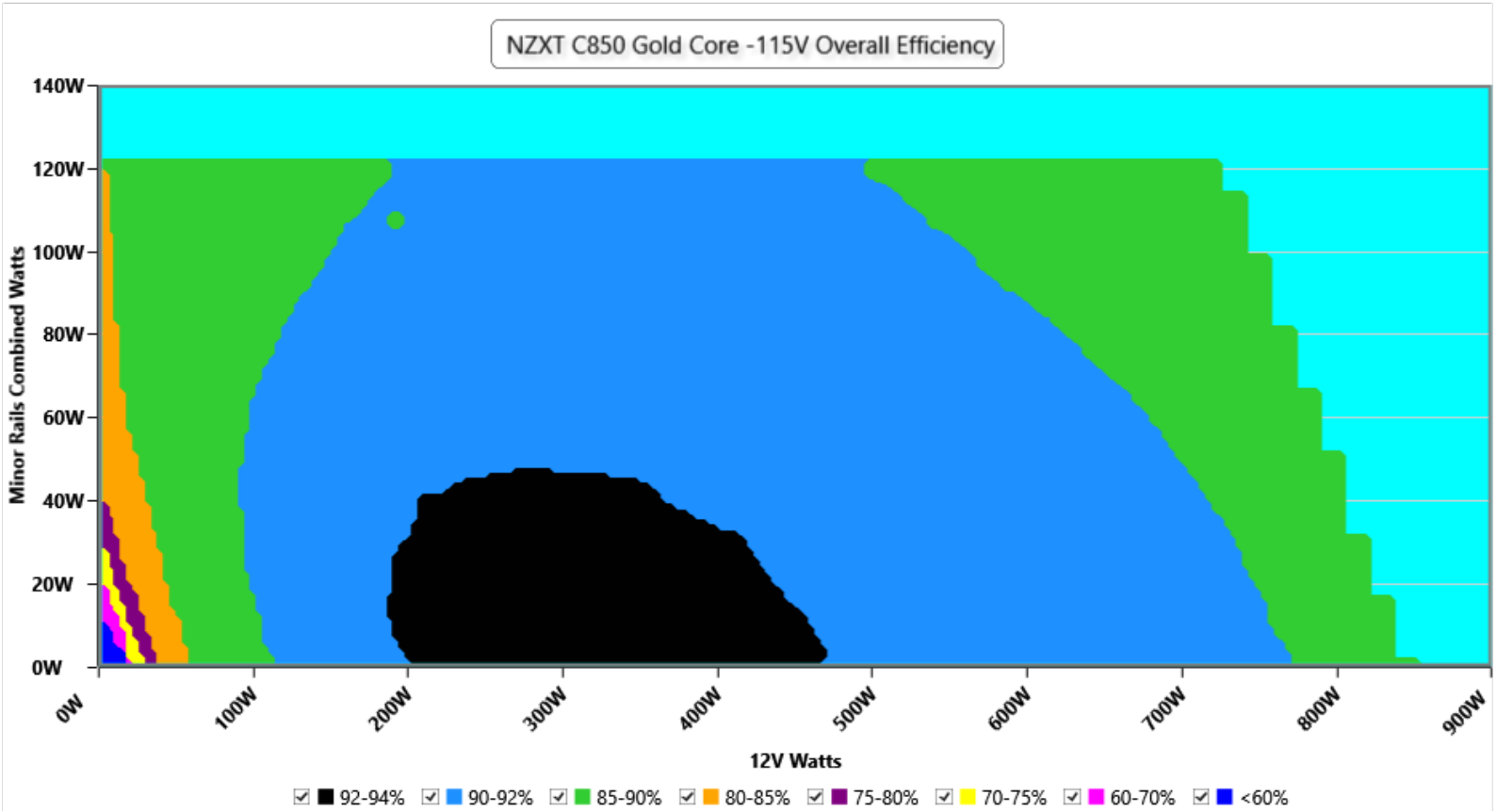

□□

This graph depicts the PSU`s efficiency throughout its entire operational range. For the generation of the efficiency and noise graphs we set our loaders to auto mode through our custom-made software before trying thousands of possible load combinations

230V

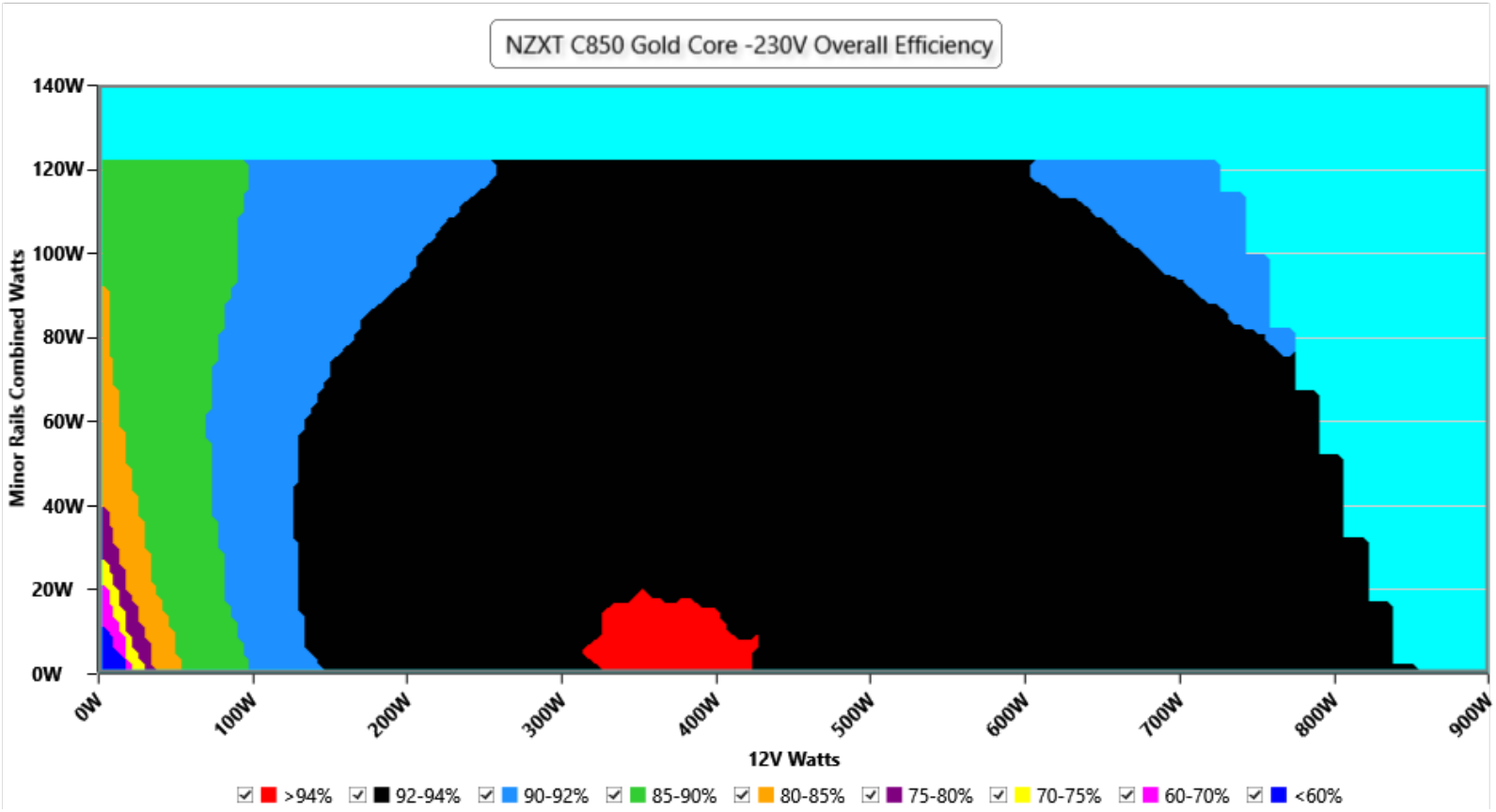

This graph depicts the PSU`s efficiency throughout its entire operational range. For the generation of the efficiency and noise graphs we set our loaders to auto mode through our custom-made software before trying thousands of possible load combinations

□□□□□

115V

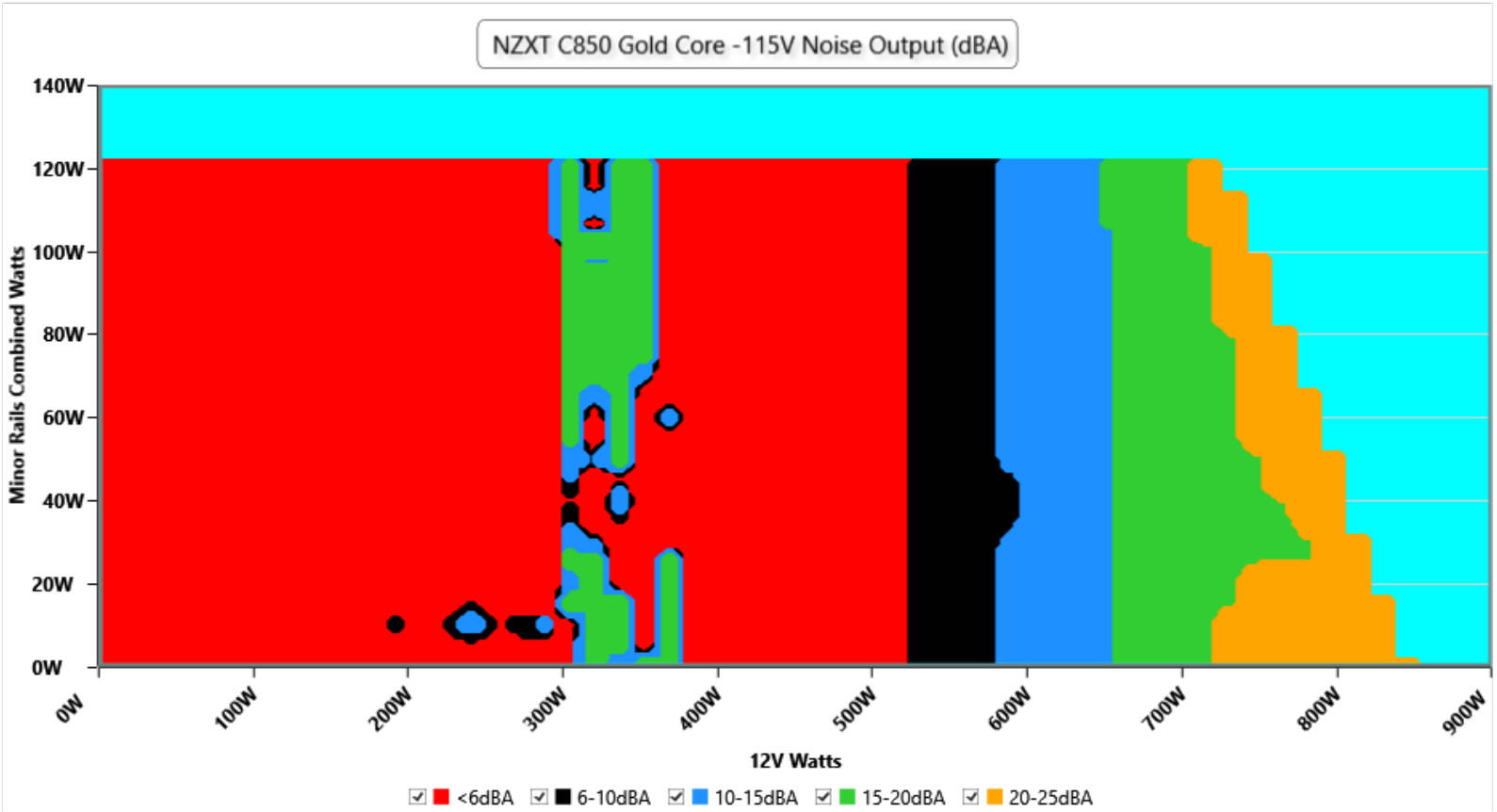

□□

The PSU`s noise in its entire operational range and under 30-32 °C ambient is depicted in this graph. The X axis represents the load on the +12V rail(s) while the Y axis is the load on the minor rails

230V

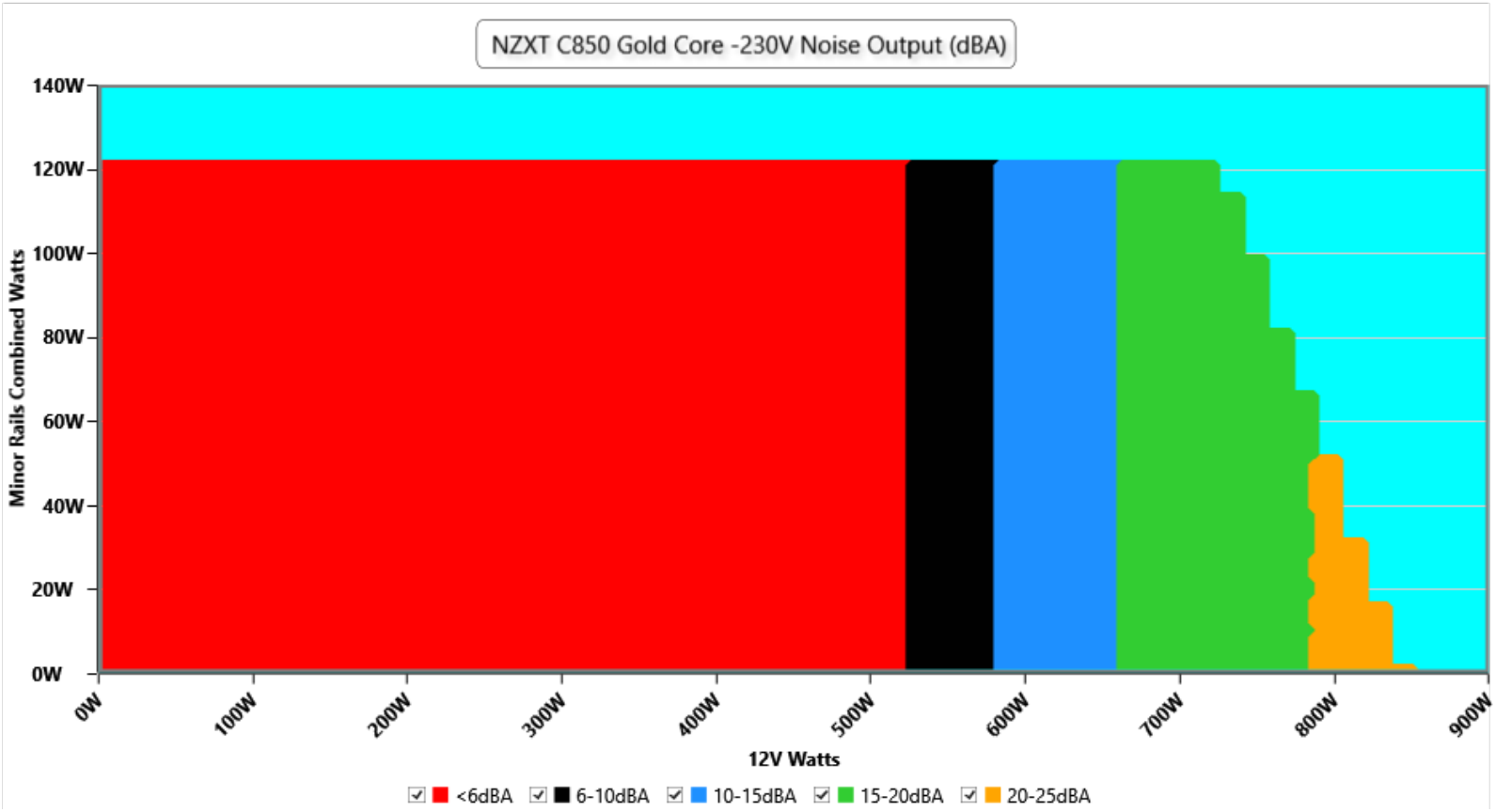

The PSU`s noise in its entire operational range and under 30-32 °C ambient is depicted in this graph. The X axis represents the load on the +12V rail(s) while the Y axis is the load on the minor rails

Noise under high ambient temperature (indicative)

115V

Load	Normal ambient fan · noise · intake	High ambient fan · noise · intake	Noise change
10%	0 RPM · <6.0 dB(A) · 33.1 °C	0 RPM · <6.0 dB(A) · 47.7 °C	fan off in both
20%	0 RPM · <6.0 dB(A) · 35.6 °C	0 RPM · <6.0 dB(A) · 49.6 °C	fan off in both
50%	442 RPM · <6.0 dB(A) · 30.1 °C	454 RPM · <6.0 dB(A) · 42.0 °C	<6.0 in both
100%	852 RPM · 18.9 dB(A) · 30.8 °C	1465 RPM · 35.7 dB(A) · 45.5 °C	**+16.8 dB(A)**

230V

Load	Normal ambient fan · noise · intake	High ambient fan · noise · intake	Noise change
10%	0 RPM · <6.0 dB(A) · 33.6 °C	0 RPM · <6.0 dB(A) · 45.6 °C	fan off in both
20%	0 RPM · <6.0 dB(A) · 34.5 °C	0 RPM · <6.0 dB(A) · 46.0 °C	fan off in both
50%	443 RPM · <6.0 dB(A) · 30.4 °C	450 RPM · <6.0 dB(A) · 42.0 °C	<6.0 in both
100%	851 RPM · 18.8 dB(A) · 30.6 °C	1465 RPM · 35.7 dB(A) · 45.5 °C	**+16.9 dB(A)**

INFO

Fan speed, noise and the measured intake temperature at 10, 20, 50 and 100 % load, from the two load regulation tests: at normal ambient (about 30-32 °C) and at high ambient (about 40-47 °C). These are stabilized readings at fixed loads, not averages over the certification sweep, so they are indicative of how the fan behaves when it is hot. "<6.0" is the floor of our sound meter: the fan is stopped or too quiet to measure (the fan speed column says which); with the fan stopped, the intake sensor can read higher than the chamber air.

Informational. Not part of the ETA or LAMBDA rating.

Conducted Emissions EN 55032 & CISPR 32

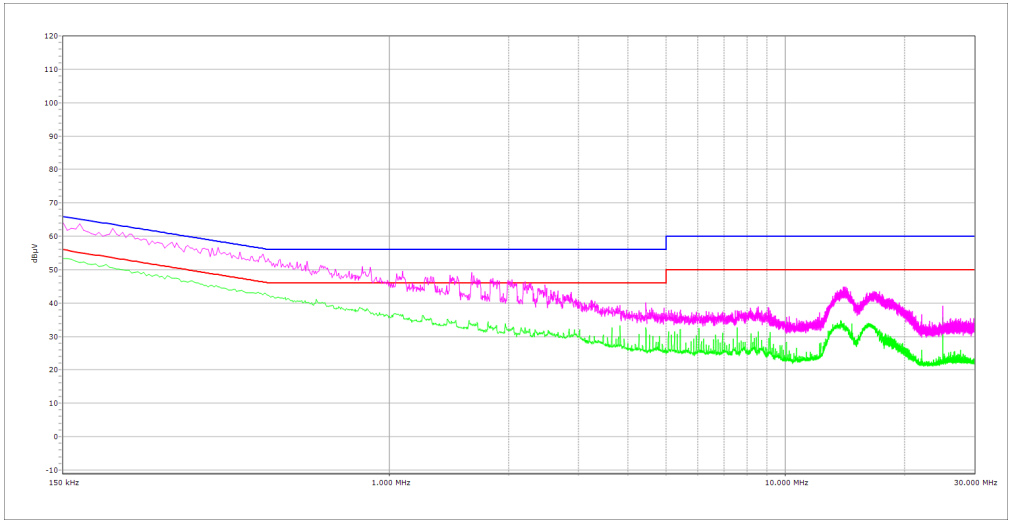

NEUTRAL

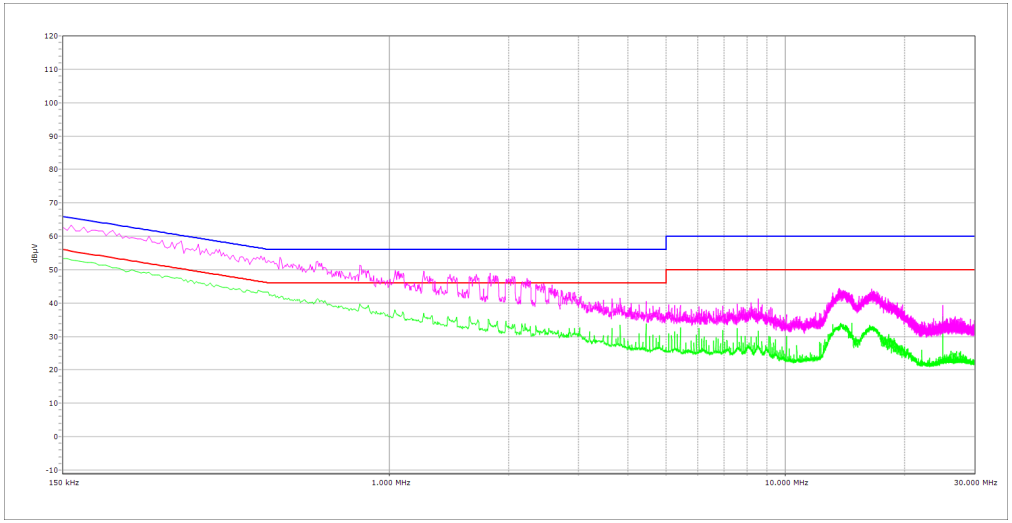

PHASE

Indicative Performance

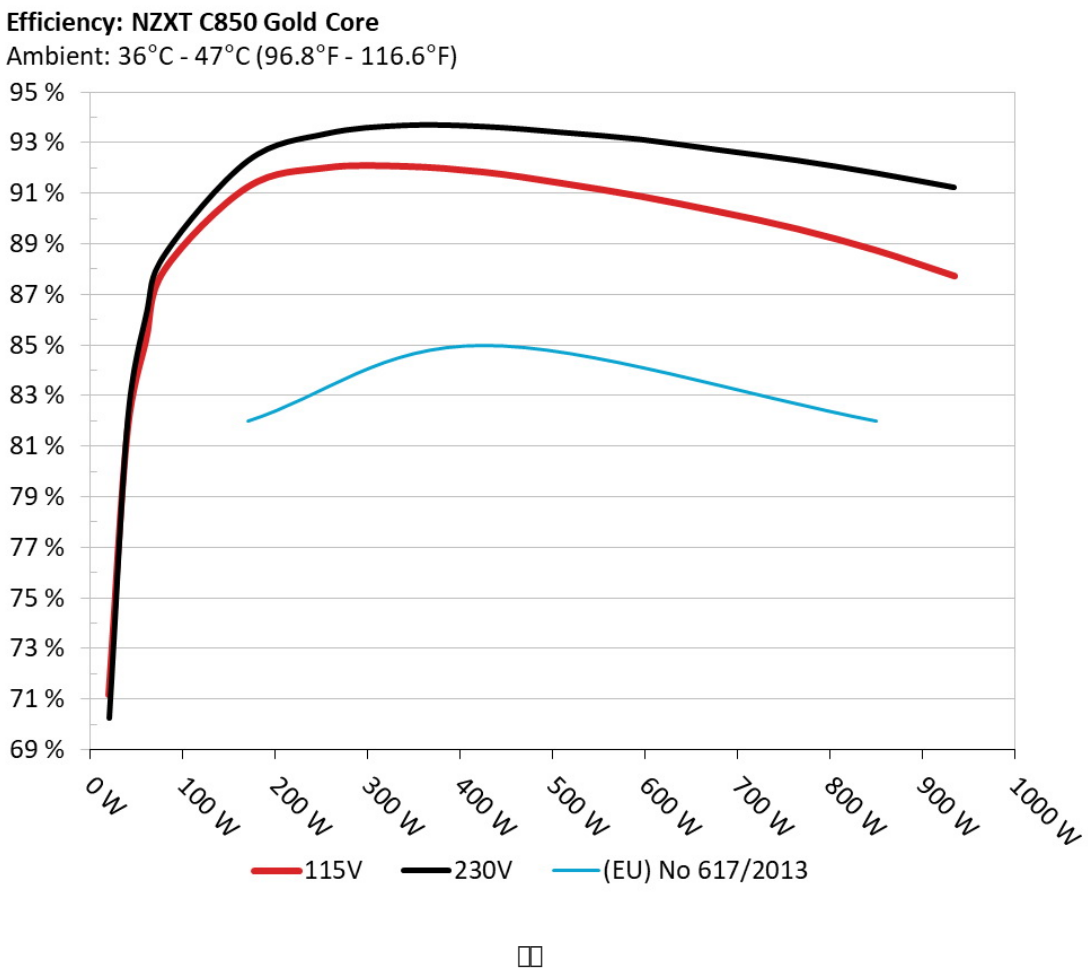

The PSU`s efficiency under high ambient temperatures with 115V and 230V input. For this graph the results of the 10-110% load regulation table are used

5Vsb□□□□

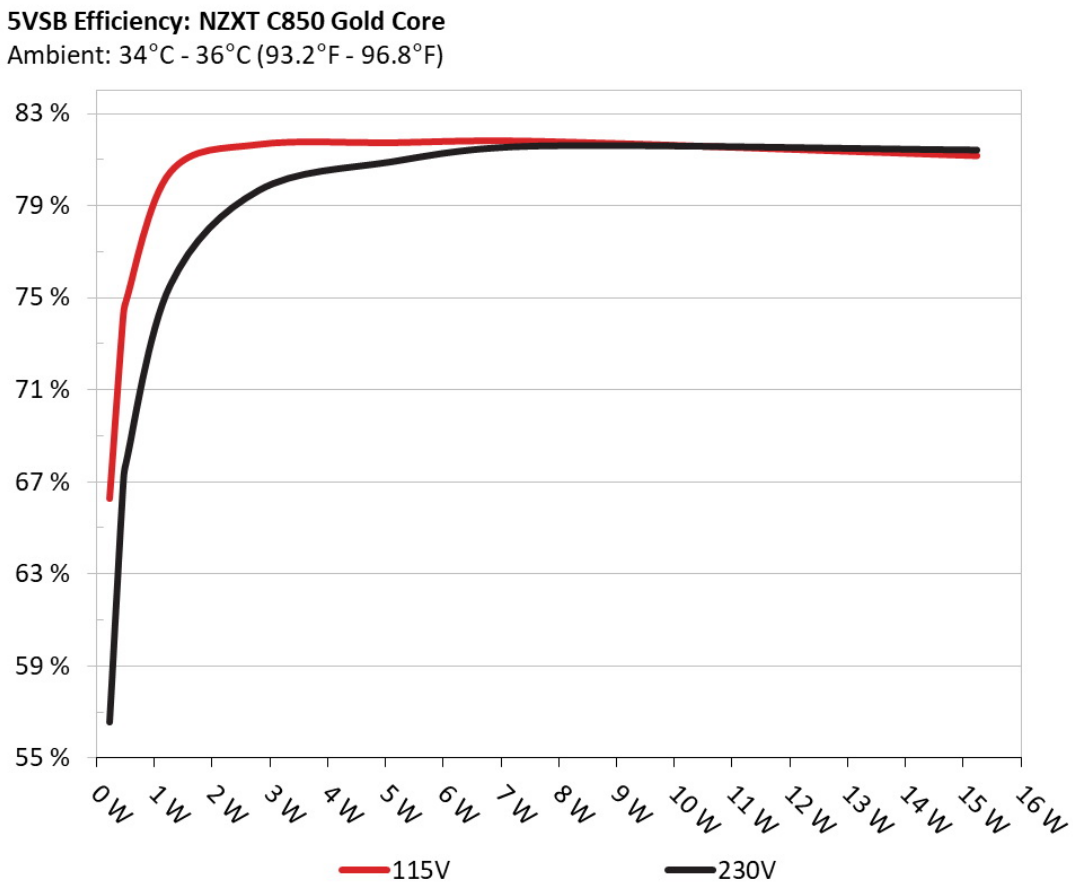

□□

This graph depicts the efficiency levels of the 5VSB rail with 115V and 230V input

□□□□ □□ 5Vsb □□ (ErP Lot3/6 & CEC)

115V

□□ #	5VSB	DC/AC (□)	□□	PF/AC □□
1	**0.045A**	0.231W	66.292%	0.032
	5.123V	0.348W		114.95V
2	**0.09A**	0.461W	74.066%	0.057
	5.121V	0.622W		114.94V
3	**0.55A**	2.814W	81.653%	0.249
	5.114V	3.446W		114.92V
4	**1A**	5.108W	81.727%	0.346
	5.106V	6.25W		114.93V
5	**1.5A**	7.651W	81.786%	0.396
	5.099V	9.354W		114.93V
6	**3A**	15.238W	81.162%	0.447
	5.078V	18.776W		114.94V

230V

□□ #	5VSB	DC/AC (□)	□□	PF/AC □□
1	**0.045A**	0.231W	56.564%	0.011
	5.121V	0.409W		230.06V
2	**0.09A**	0.461W	66.734%	0.019
	5.12V	0.691W		230.05V
3	**0.55A**	2.812W	79.674%	0.094
	5.112V	3.531W		230.06V
4	**1A**	5.106W	80.917%	0.157
	5.105V	6.311W		230.05V
5	**1.5A**	7.647W	81.602%	0.214
	5.097V	9.37W		230.05V
6	**3A**	15.232W	81.427%	0.315
	5.077V	18.707W		230.05V

Protection Features

OCP (Normal @ 27.6°C)	12V: 89.00A (125.71%), 12.011V 5V: 25A (125.00%), 4.994V 3.3V: 24.4A (122.00%), 3.281V 5VSB: 4.2A (140.00%), 5.059V
OCP (Hot @ 43.6°C)	12V: 88.80A (125.42%), 12.052V 5V: 24.6A (123.00%), 4.991V 3.3V: 24.2A (121.00%), 3.282V 5VSB: 4.3A (143.33%), 5.058V
OPP (Normal @ 29.2°C)	1052.92W (123.87%)
OPP (Hot @ 42.2°C)	1052.94W (123.87%)
OTP	✓ (95°C @ Heat Sink)
SCP	12V to Earth: ✓ 5V to Earth: ✓ 3.3V to Earth: ✓ 5VSB to Earth: ✓
PWR_OK	Proper Operation
UVP (Full Load @ 90V)	✓
UVP (No Damage @ 80V)	✓
Conducted Emissions EN55032 & CISPR 32	✓
NLO	✓
Fan Failure Protection	✗
SIP	Surge: MOV Inrush: NTC & Bypass Relay

Supplementary Tests (For Reference)

10-110%□□□□

115V

□□	12V	5V	3.3V	5VSB	DC/AC (□)	□□	□□□□ (RPM)	□□□□□□□ (dB[A])	□□ (□□ /□□)	PF/AC □□
10%	**5.240A**	**1.978A**	**1.997A**	**0.98A**	85.005	88.145%	0	<6.0	47.65°C	0.971
	12.101V	5.058V	3.305V	5.103V	96.437				40.02°C	114.93V
20%	**11.505A**	**2.97A**	**3.001A**	**1.178A**	169.971	91.258%	0	<6.0	49.63°C	0.983
	12.088V	5.052V	3.299V	5.093V	186.254				40.84°C	114.9V
30%	**18.128A**	**3.469A**	**3.506A**	**1.377A**	254.984	92.028%	0	<6.0	51.33°C	0.979
	12.076V	5.047V	3.294V	5.084V	277.069				41.06°C	114.87V
40%	**24.773A**	**3.968A**	**4.014A**	**1.577A**	340.078	92.083%	308	<6.0	41.83°C	0.982
	12.064V	5.041V	3.289V	5.075V	369.32				57.37°C	114.85V
50%	**31.081A**	**4.967A**	**5.026A**	**1.777A**	425.086	91.858%	454	<6.0	42.04°C	0.985
	12.052V	5.034V	3.283V	5.065V	462.768				56.73°C	114.83V
60%	**37.363A**	**5.969A**	**6.043A**	**1.979A**	509.623	91.416%	515	<6.0	42.67°C	0.988
	12.039V	5.028V	3.277V	5.055V	557.478				58.39°C	114.81V
70%	**43.727A**	**6.973A**	**7.063A**	**2.181A**	594.96	90.898%	764	15	43.18°C	0.99
	12.025V	5.021V	3.271V	5.045V	654.539				57.13°C	114.78V
80%	**50.105A**	**7.978A**	**8.086A**	**2.284A**	679.791	90.285%	1000	23.8	43.84°C	0.992
	12.013V	5.014V	3.265V	5.036V	752.937				57.02°C	114.76V
90%	**56.898A**	**8.487A**	**8.59A**	**2.387A**	765.23	89.602%	1243	31	45°C	0.994
	11.999V	5.008V	3.259V	5.028V	854.034				57.31°C	114.75V
100%	**63.435A**	**8.996A**	**9.127A**	**2.993A**	850.035	88.757%	1465	35.7	45.5°C	0.995
	11.986V	5.003V	3.254V	5.012V	957.713				58.04°C	114.73V
110%	**69.861A**	**10.008A**	**10.251A**	**2.998A**	934.64	87.741%	1902	43	46.47°C	0.996
	11.972V	4.996V	3.248V	5.004V	1065.226				58.58°C	114.71V
CL1	**0.116A**	**14.368A**	**14.52A**	**0A**	121.303	85.034%	862	19.2	40.27°C	0.977
	12.085V	5.025V	3.285V	5.101V	142.652				45.8°C	114.91V

CL2	**0.116A**	**19.908A**	**0A**	**0A**	101.398	83.845%	1118	27.3	40.34°C	0.972
	12.093V	5.023V	3.301V	5.11V	120.933				44.5°C	114.92V
CL3	**0.115A**	**0A**	**20.081A**	**0A**	67.391	77.645%	570	<6.0	40.06°C	0.962
	12.094V	5.055V	3.286V	5.108V	86.794				44.48°C	114.93V
CL4	**70.854A**	**0A**	**0A**	**0A**	849.743	89.566%	1246	31.1	45.85°C	0.995
	11.994V	5.029V	3.27V	5.068V	948.738				58.68°C	114.71V

The results above are not used in the certification process

230V

□□	**12V**	**5V**	**3.3V**	**5VSB**	**DC/AC (□)**	□□	□□□□ **(RPM)**	□□□□□□□ **(dB[A])**	□□ **(□□ /□□)**	**PF/AC □□**
10%	**5.240A**	**1.977A**	**1.997A**	**0.98A**	85.005	88.622%	0	<6.0	45.58°C	0.845
	12.100V	5.059V	3.305V	5.102V	95.918				40.09°C	230.04V
20%	**11.505A**	**2.97A**	**3.001A**	**1.178A**	169.972	92.269%	0	<6.0	45.97°C	0.923
	12.088V	5.053V	3.299V	5.093V	184.214				40.64°C	230.04V
30%	**18.130A**	**3.468A**	**3.506A**	**1.377A**	254.986	93.343%	0	<6.0	46.54°C	0.947
	12.075V	5.048V	3.294V	5.084V	273.173				41.49°C	230.03V
40%	**24.775A**	**3.968A**	**4.014A**	**1.577A**	340.083	93.671%	304	<6.0	41.56°C	0.961
	12.063V	5.042V	3.289V	5.074V	363.061				50.14°C	230.02V
50%	**31.087A**	**4.967A**	**5.027A**	**1.778A**	425.111	93.624%	450	<6.0	42.03°C	0.967
	12.050V	5.035V	3.283V	5.064V	454.058				49.9°C	230.01V
60%	**37.370A**	**5.968A**	**6.043A**	**1.979A**	509.641	93.394%	512	<6.0	42.71°C	0.972
	12.037V	5.029V	3.277V	5.054V	545.693				50.95°C	230V
70%	**43.733A**	**6.972A**	**7.064A**	**2.181A**	594.968	93.116%	758	14.6	43.22°C	0.975
	12.024V	5.022V	3.271V	5.043V	638.95				49.68°C	229.98V
80%	**50.113A**	**7.976A**	**8.087A**	**2.285A**	679.803	92.701%	997	23.8	43.84°C	0.977
	12.011V	5.015V	3.264V	5.035V	733.332				50.02°C	229.97V
90%	**56.905A**	**8.484A**	**8.591A**	**2.388A**	765.24	92.282%	1241	30.9	44.24°C	0.98
	11.997V	5.01V	3.259V	5.026V	829.244				49.57°C	229.96V
100%	**63.444A**	**8.994A**	**9.128A**	**2.994A**	850.032	91.784%	1465	35.7	45.45°C	0.982
	11.984V	5.004V	3.253V	5.01V	926.127				50.31°C	229.95V

110%	**69.870A**	**10.006A**	**10.254A**	**2.999A**	934.638	91.219%	1744	40.7	46.3°C	0.983
	11.970V	4.997V	3.247V	5.003V	1024.613				50.74°C	229.94V
CL1	**0.116A**	**14.363A**	**14.521A**	**0A**	121.305	85.708%	1120	27.4	41.33°C	0.896
	12.084V	5.027V	3.285V	5.101V	141.533				44.7°C	230.04V
CL2	**0.116A**	**19.901A**	**0A**	**0A**	101.401	84.54%	1116	27.3	40.83°C	0.876
	12.092V	5.025V	3.3V	5.11V	119.945				42.62°C	230.05V
CL3	**0.116A**	**0A**	**20.081A**	**0A**	67.392	78.344%	568	<6.0	40.64°C	0.826
	12.093V	5.055V	3.286V	5.107V	86.023				43.81°C	230.05V
CL4	**70.856A**	**0A**	**0A**	**0A**	849.739	92.469%	1374	34.1	45.28°C	0.982
	11.993V	5.028V	3.269V	5.067V	918.95				50.12°C	229.95V

The results above are not used in the certification process

20-80□□□□□

115V

□□	**12V**	**5V**	**3.3V**	**5VSB**	**DC/AC (□)**	□□	□□□□ **(RPM)**	□□□□□□□ **(dB[A])**	□□ **(□□ /□□)**	**PF/AC □□**
20W	**1.228A**	**0.494A**	**0.498A**	**0.195A**	20.006	71.167%	0	<6.0	43.91°C	0.887
	12.101V	5.066V	3.31V	5.121V	28.111				36.21°C	114.95V
40W	**2.700A**	**0.691A**	**0.698A**	**0.293A**	40.003	81.554%	0	<6.0	45.74°C	0.934
	12.108V	5.065V	3.309V	5.118V	49.052				37.96°C	114.94V
60W	**4.174A**	**0.889A**	**0.898A**	**0.391A**	60.002	85.175%	0	<6.0	46.39°C	0.96
	12.105V	5.063V	3.308V	5.115V	70.443				38.47°C	114.93V
80W	**5.646A**	**1.087A**	**1.098A**	**0.489A**	79.966	87.974%	0	<6.0	47.37°C	0.965
	12.102V	5.061V	3.307V	5.112V	90.897				39.81°C	114.93V

The results above are not used in the certification process

230V

□□	12V	5V	3.3V	5VSB	DC/AC (□)	□□	□□□□ (RPM)	□□□□□□□ (dB[A])	□□ (□□ /□□)	PF/AC □□
20W	**1.228A**	**0.494A**	**0.499A**	**0.195A**	20.006	70.241%	0	<6.0	43.06°C	0.523
	12.101V	5.066V	3.309V	5.12V	28.483				36.64°C	230.05V
40W	**2.700A**	**0.691A**	**0.698A**	**0.293A**	40.004	82.048%	0	<6.0	44.52°C	0.689
	12.108V	5.065V	3.309V	5.117V	48.756				37.48°C	230.04V
60W	**4.174A**	**0.889A**	**0.898A**	**0.391A**	60.002	86.193%	0	<6.0	45.9°C	0.779
	12.104V	5.063V	3.307V	5.114V	69.612				38.69°C	230.04V
80W	**5.646A**	**1.087A**	**1.098A**	**0.489A**	79.969	88.56%	0	<6.0	45.92°C	0.835
	12.102V	5.061V	3.306V	5.111V	90.3				39.43°C	230.04V

The results above are not used in the certification process

□□□□

115V

Test	12V	5V	3.3V	5VSB	Pass/Fail
10% Load	11.55mV	10.30mV	6.10mV	8.35mV	Pass
20% Load	13.13mV	9.44mV	5.04mV	8.10mV	Pass
30% Load	15.67mV	9.85mV	4.88mV	7.95mV	Pass
40% Load	15.28mV	10.46mV	5.49mV	9.07mV	Pass
50% Load	16.99mV	10.31mV	5.44mV	8.97mV	Pass
60% Load	17.50mV	10.97mV	5.59mV	9.02mV	Pass
70% Load	18.62mV	10.05mV	6.10mV	8.97mV	Pass
80% Load	20.20mV	11.99mV	10.53mV	10.60mV	Pass
90% Load	20.76mV	11.48mV	11.14mV	9.88mV	Pass
100% Load	30.64mV	17.22mV	14.79mV	12.10mV	Pass
110% Load	32.77mV	17.25mV	16.26mV	13.06mV	Pass
Crossload1	19.57mV	12.12mV	12.05mV	8.57mV	Pass
Crossload2	12.87mV	11.83mV	5.60mV	8.91mV	Pass

Test	12V	5V	3.3V	5VSB	Pass/Fail
Crossload3	12.98mV	9.49mV	13.53mV	7.95mV	Pass
Crossload4	30.12mV	11.53mV	7.01mV	11.15mV	Pass

The results above are not used in the certification process

230V

Test	12V	5V	3.3V	5VSB	Pass/Fail
10% Load	12.82mV	11.43mV	6.10mV	8.87mV	Pass
20% Load	14.62mV	9.59mV	5.09mV	7.85mV	Pass
30% Load	16.30mV	9.38mV	5.24mV	7.95mV	Pass
40% Load	15.63mV	10.00mV	5.29mV	8.46mV	Pass
50% Load	16.74mV	10.56mV	5.14mV	8.81mV	Pass
60% Load	17.45mV	10.71mV	6.16mV	9.78mV	Pass
70% Load	18.17mV	11.32mV	6.00mV	9.68mV	Pass
80% Load	19.74mV	10.86mV	10.17mV	9.53mV	Pass
90% Load	20.00mV	11.37mV	10.63mV	9.58mV	Pass
100% Load	30.85mV	17.48mV	15.28mV	12.27mV	Pass
110% Load	32.75mV	17.56mV	15.98mV	12.82mV	Pass
Crossload1	21.12mV	11.58mV	11.76mV	8.50mV	Pass
Crossload2	12.47mV	11.94mV	5.65mV	8.15mV	Pass
Crossload3	14.04mV	9.38mV	13.38mV	8.05mV	Pass
Crossload4	30.88mV	10.96mV	6.22mV	10.22mV	Pass

The results above are not used in the certification process



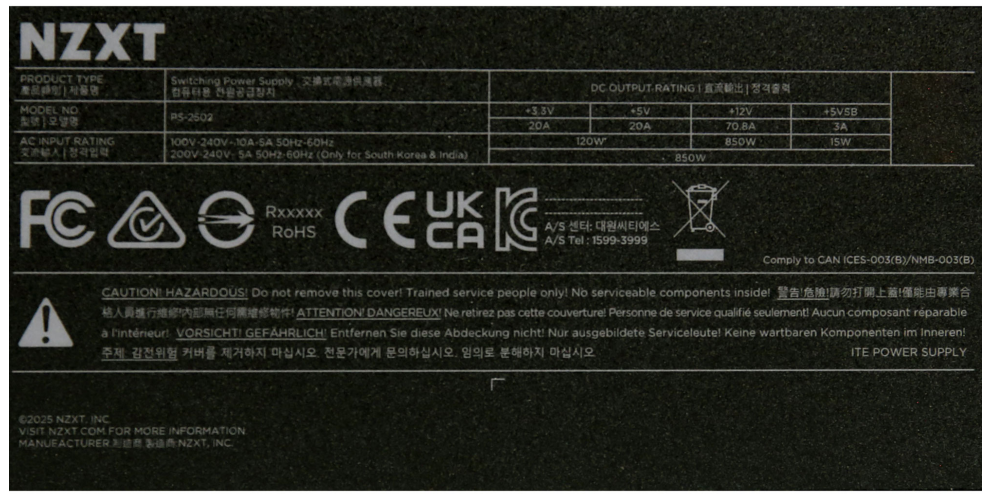





NZXT C850 Gold Core

Top side

Power specifications label

Fan

PSU Internals

本测试报告中包含的所有数据和图表均可在以下条件下由任何人使用：使用过程需提及测试结果由
在任何情况下都应提供原始测试结果文档的网站链接

Cybenetics提供。

Cybenetics 提供自愿性认证计划：电源方面有 ETA（效率）、 LAMBDA（噪声）与 SAFE
（安全与正确运行）；散热产品方面有 DELTA（机箱隔音）与 PHI（风扇风量与静压）

CYBENETICS LTD Syrou 6, Latsia, 2231, Nicosia Cyprus

www.cybenetics.com - info@cybenetics.com