Super Flower Leadex VIII 850W

Serial Number S2507199005

Lab ID SF85002916

Certification ID 252916

Test Result Report ID: 25PS2916A

Certificate Issue Date: Aug 19, 2025

Scheme: ETA-EMI PSU

115V



230V



Scheme: LAMBDA PSU

115V



230V





Outside Validation Scope



General Information

Test Equipment

Electronic Loads	Chroma 63601-5 x2 Chroma 63600-2 Chroma 63640-80-80 x10 Chroma 63610-80-20
AC Sources	Chroma 6530, APM SP300VAC4000W-P, GW Instek ASR-3500
Power Analyzers	Rohde & Schwarz HMC8015 & NPA701
Oscilloscopes	Picoscope 4444, Siglent SDS2104X PLUS
Sound Analyzer	Bruel & Kjaer 2270 G4
Microphone	Bruel & Kjaer Type 4955-A
Temperature Logger	Picoscope TC-08
Tachometer	UNI-T UT372
Multimeters	Keysight 34465A
EMI Analyzer	TekBox TBMR-110M-EU
Isolation Transformer	4kVA
UPS	FSP Champ Tower 3kVA, CyberPower OLS3000E 3kVA
Testing Methodology	Cybenetics PSU Test Protocol

DUT Information
(Non-accredited measurements)

Product Identification Details	
Brand	Super Flower
Model	Leadex VIII 850W
OEM/ODM	Super Flower
Serial Number	S2507199005
Product Specifications	
Manufacturer-Provided Information	
Rated Voltage (Vrms)	100-240

Rated Current (Arms)	10
Rated Frequency (Hz)	50-60
Rated Power (W)	850
Operating Temperature (Continuous Full Load) (°C)	
Type	ATX12V
Cable Design	Fully Modular
Warranty	-
Cybenetics Measurements	
Dimensions (W x H x D)	
Weight	
Cooling	120mm Double Ball Bearing Fan (ZFB122512H)
Semi-Passive Operation	✓ (selectable)
Cybenetics Testing Information	
Lab ID	SF85002916
Date of receipt	Jul 8, 2025
Testing Date	Aug 13, 2025
Report Issued Date	Aug 19, 2025
Engineer Name	-
Authorized By the Laboratory Technical Manager	Aristeidis Bitziopoulos
Signature	

Cables and Connectors
(Non-accredited measurements)

Modular Cables				
Description	**Cable Count**	**Connector Count (Total)**	**Gauge**	In Cable Capacitors
ATX connector 20+4 pin (600mm)	1	1	16-20AWG	No
4+4 pin ATX12V (700mm)	2	2	18AWG	No
6+2 pin PCIe (700mm+150mm)	1	2	18AWG	No
6+2 pin PCIe (700mm)	1	1	16-18AWG	No
12+4 pin PCIe (700mm) (600W)	1	1	16-26AWG	No

SATA (550mm+130mm+130mm+130mm)	2	8	18AWG	No
4-pin Molex (550mm+150mm+150mm+150mm)	1	4	18AWG	No
AC Power Cord (1375mm) - C13 coupler	1	1	18AWG	-

Protection Features

Under Voltage Protection	✓
Over Power Protection	✓
Over Current (+12V) Protection	✓
Over Temperature Protection	✓
Short Circuit Protection	✓
Surge Protection	✓
Inrush Current Protection	✓
Fan Failure Protection	✗

Power Specifications

Rail		3.3V	5V	12V	5VSB	-12V
Max. Power	Amps	20	20	70.8	3	0.5
	Watts	100		849.6	15	6
Total Max. Power (W)		850				

Parts Description

General Data	
Manufacturer (OEM)	Super Flower
PCB Type	Double-Sided
Primary Side	
Transient Filter	6x Y caps, 3x X caps, 2x CM chokes, 1x MOV
Inrush Protection	NTC Thermistor SCK-0512 (5 Ohm @ 25°C) & Relay
Bridge Rectifier	2x GBU15J (600V, 15A @ 100°C)
APFC MOSFETs	3x Infineon IPA60R180P7S (650V, 11A @ 100°C, Rds(on): 0.180Ohm)
APFC Boost Diode	CREE C3D10065I (650V, 9A @ 135°C)
Bulk Cap(s)	Rubycon (400V, 820uF, 3000h @ 105°C, MXK)

Main Switchers	4x Infineon IPB60R180P7 (650V, 11A @ 100°C, Rds(on): 0.180Ohm)
APFC Controller	Infineon ICE3PCS02G & Sync Power SPN5003 (reducing no load consumption)
Resonant Controller	STMicroelectronics MZLT407
Topology	Primary side: APFC, Half-Bridge & LLC Resonant Converter Secondary side: [12V] Synchronous Rectification & [Minor Rails] DC-DC converters
Secondary Side	
+12V MOSFETs	8x Infineon BSC027N04LS (40V, 88A @ 100°C, Rds(on): 2.7mOhm)
5V & 3.3V	DC-DC Converters: 4x Infineon BSC0906NS (30V, 40A @ 100°C, Rds(on): 4.5mOhm) PWM Controller(s): ANPEC APW7159C
Filtering Capacitors	Electrolytic: 2x Nippon Chemi-con (4-10,000h @ 105°C, KYA) 2x Nippon Chemi-con (1-2,000h @ 105°C, KMG) Nippon Chemi-con (2-5,000h @ 105°C, KZE) 2x Nippon Chemi-con (@ 105°C,W) Rubycon (6-10,000h @ 105°C, ZLH) 5x CapXon (2-5,000h @105°C, KF) Polymer: 21x Nippon Chemi-con
Supervisor IC	JTC113 & LM324ADG
MCU / Fan Controller	STMicroelectronics ST69404
Fan Model	ZIC ZFB122512H (120mm, 12V, 0.45A, Double Ball Bearing Fan)
5VSB Circuit	
Rectifier (High Side)	PFC PFR20L60CT SBR (60V, 20A)
Standby PWM Controller	29604

Test Results

Temperature & Compliance Info

Temperature Range (°C /°F)	28-32 / 82.4-89.6
ErP Lot 3/6 Ready	✓
(EU) No 617/2013 Compliance	✓
ALPM (Alternative Low Power Mode) compatible	✓

ATX v3.1 PSU Power Excursion	✓

Performance Summary

115V

Accredited	
Average Efficiency (>1450 load combinations)	90.470%
Average Noise Output (>1450 Load Combinations)	27.10dBA
Average PF (>1450 Load Combinations)	0.988
Efficiency With 10W (≤500W) or 2% (>500W) Load	67.360%
Standby Power Consumption	0.0461W
Non-Accredited	
12V Ripple (Full Load)	19.04mV
5V Ripple (Full Load)	21.98mV
3.3V Ripple (Full Load)	16.45mV
5VSB Ripple (Full Load)	15.06mV
12V Load Regulation	0.12%
5V Load Regulation	0.44%
3.3V Load Regulation	0.76%
5VSB Load Regulation	2.03%
Inrush Current	35.080A

230V

Accredited	
Average Efficiency (>1450 load combinations)	92.217%
Average Noise Output (>1450 Load Combinations)	26.30dBA
Average PF (>1450 Load Combinations)	0.953
Efficiency With 10W (≤500W) or 2% (>500W) Load	68.055%
Standby Power Consumption	0.1004W
Non-Accredited	
12V Ripple (Full Load)	19.49mV

5V Ripple (Full Load)		21.72mV
3.3V Ripple (Full Load)		15.87mV
5VSB Ripple (Full Load)		14.64mV
12V Load Regulation		0.12%
5V Load Regulation		0.44%
3.3V Load Regulation		0.73%
5VSB Load Regulation		2.01%
Inrush Current		72.150A
12V Transient Response (200%)		11.55V
5V Transient Response (200%)		4.934V
3.3V Transient Response (200%)		3.201V
5VSB Transient Response (200%)		5.022V
Hold-Up Time & PWR_OK Signal		29.90ms
AC Loss to PWR_OK Hold Up Time		27.10ms
PWR_OK Inactive to DC Loss Delay		2.80ms
PSU Timings: T1 (20% / 100%)	101.0ms	101.0ms
PSU Timings: T3 (20% / 100%)	120.0ms	120.0ms
12V OCP (30.1°C / 42.0°C)	86.00A (121.47%), 12.098V	85.80A (121.19%), 12.102V
5V OCP (30.1°C / 42.0°C)	26.8A (134.00%), 4.976V	26.3A (131.50%), 4.979V
3.3V OCP (30.1°C / 42.0°C)	26.6A (133.00%), 3.279V	27A (135.00%), 3.279V
5VSB OCP (30.1°C / 42.0°C)	4.9A (163.33%), 5.041V	4.8A (160.00%), 5.041V
OPP (29.87°C / 41.34°C)	121.49%	121.49%

Hold-Up Time & PWR_OK Signal

Hold-Up Time (ms)	29.9
AC Loss to PWR_OK Hold Up Time (ms)	27.1
PWR_OK Inactive to DC Loss Delay (ms)	2.8

Stromverbrauch im Ruhezustand

Tables

115V

Detailed Results						
	Average	Min	Limit Min	Max	Limit Max	Result
Mains Voltage RMS:	115.10 V	115.04 V	113.85 V	115.14 V	116.15 V	PASS
Mains Frequency:	60.00 Hz	59.98 Hz	59.40 Hz	60.02 Hz	60.60 Hz	PASS
Mains Voltage CF:	1.416	1.415	1.340	1.418	1.490	PASS
Mains Voltage THD:	0.13 %	0.08 %	N/A	0.19 %	2.00 %	PASS
Real Power:	0.046 W	-0.002 W	N/A	0.086 W	N/A	N/A
Apparent Power:	8.295 W	8.006 W	N/A	8.605 W	N/A	N/A
Power Factor:	0.009	N/A	N/A	N/A	N/A	N/A

230V

Detailed Results						
	Average	Min	Limit Min	Max	Limit Max	Result
Mains Voltage RMS:	231.07 V	230.94 V	227.70 V	231.13 V	232.30 V	PASS
Mains Frequency:	50.00 Hz	49.99 Hz	49.50 Hz	50.01 Hz	50.50 Hz	PASS
Mains Voltage CF:	1.417	1.417	1.340	1.419	1.490	PASS
Mains Voltage THD:	0.17 %	0.14 %	N/A	0.27 %	2.00 %	PASS
Real Power:	0.100 W	0.059 W	N/A	0.159 W	N/A	N/A
Apparent Power:	27.357 W	26.965 W	N/A	27.804 W	N/A	N/A
Power Factor:	0.004	N/A	N/A	N/A	N/A	N/A

Efficiency Graph

115V

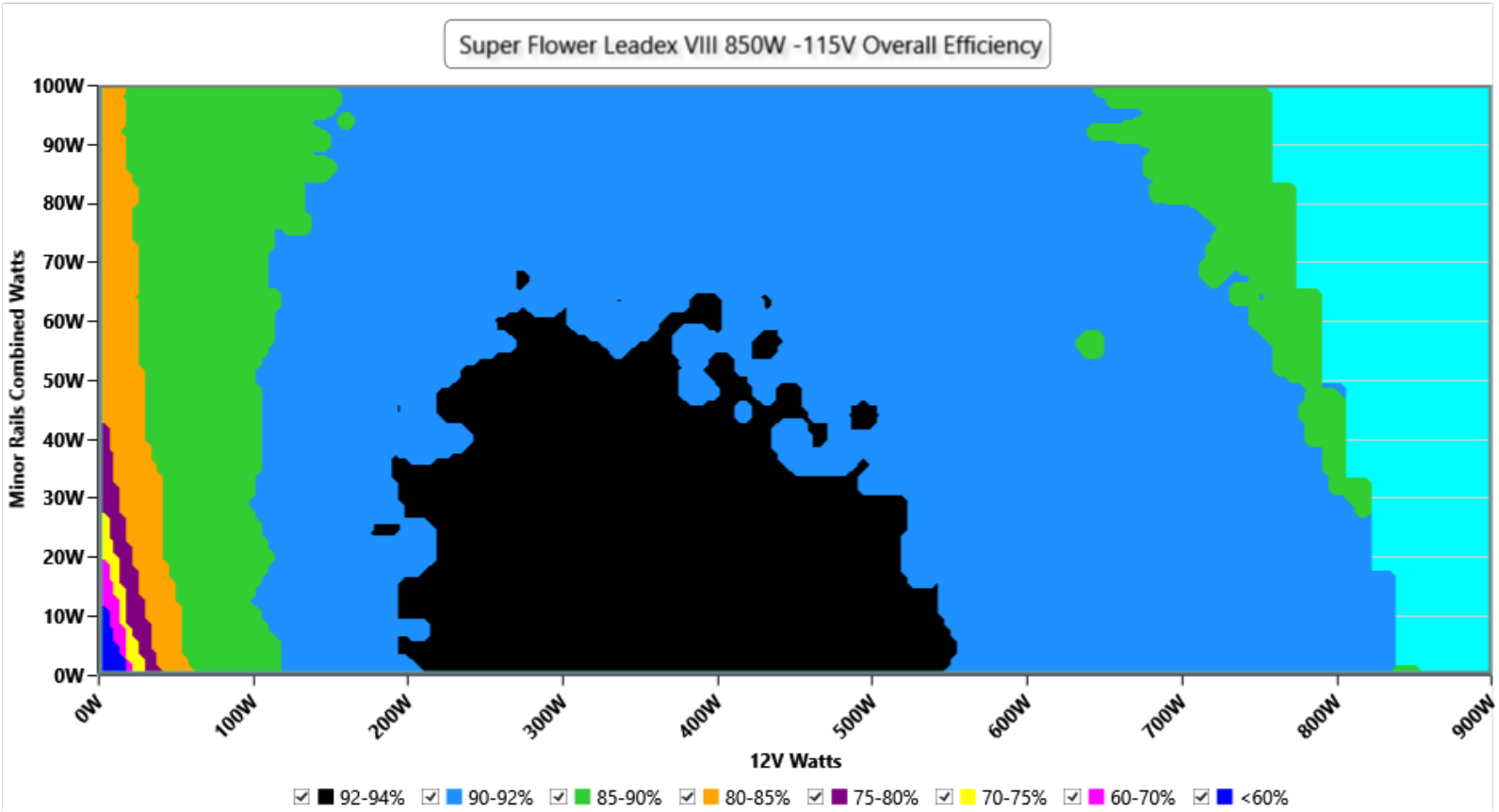

INFO

This graph depicts the PSU`s efficiency throughout its entire operational range. For the generation of the efficiency and noise graphs we set our loaders to auto mode through our custom-made software before trying thousands of possible load combinations

230V

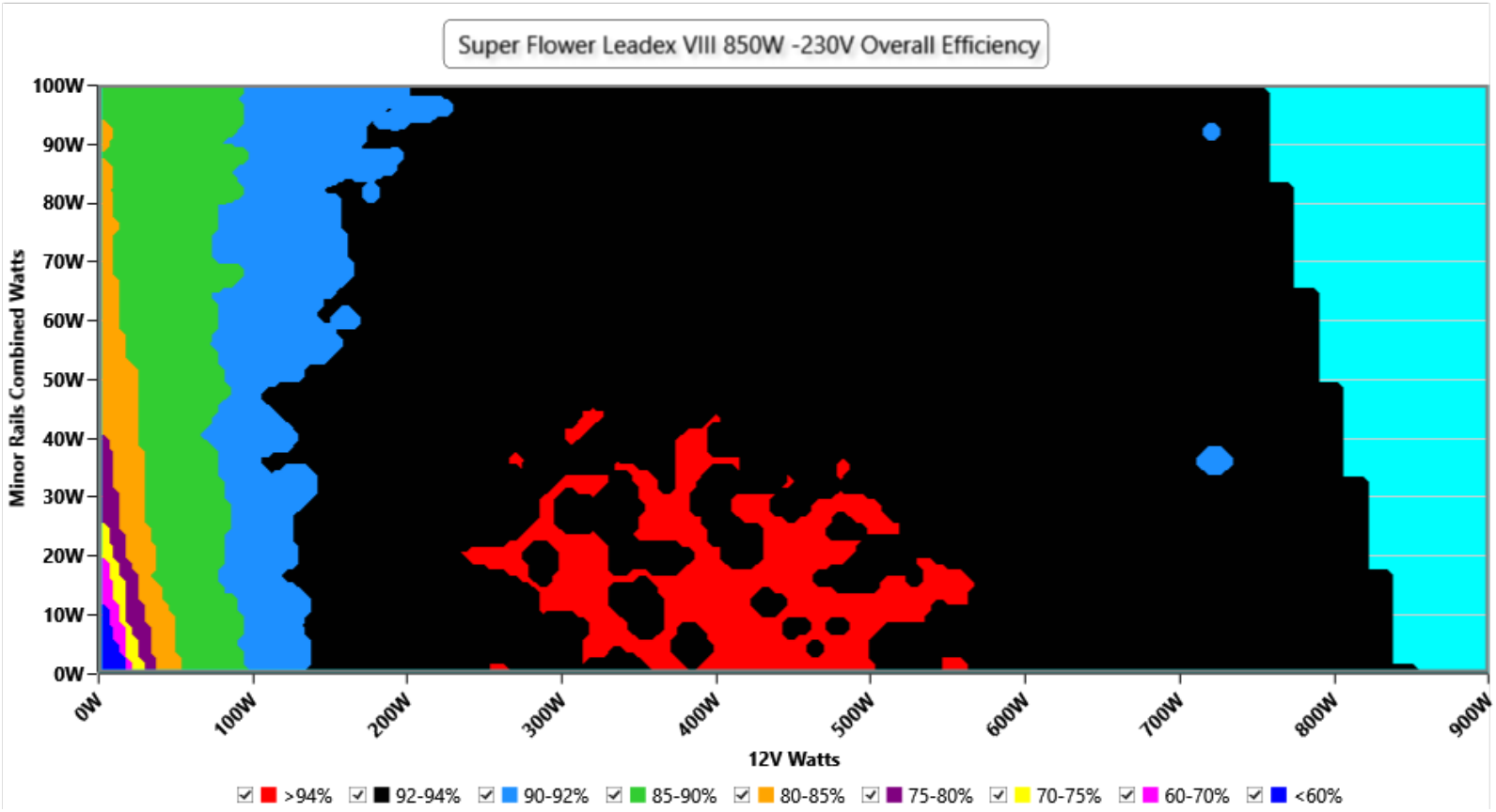

INFO

This graph depicts the PSU`s efficiency throughout its entire operational range. For the generation of the efficiency and noise graphs we set our loaders to auto mode through our custom-made software before trying thousands of possible load combinations

Noise Graph

115V

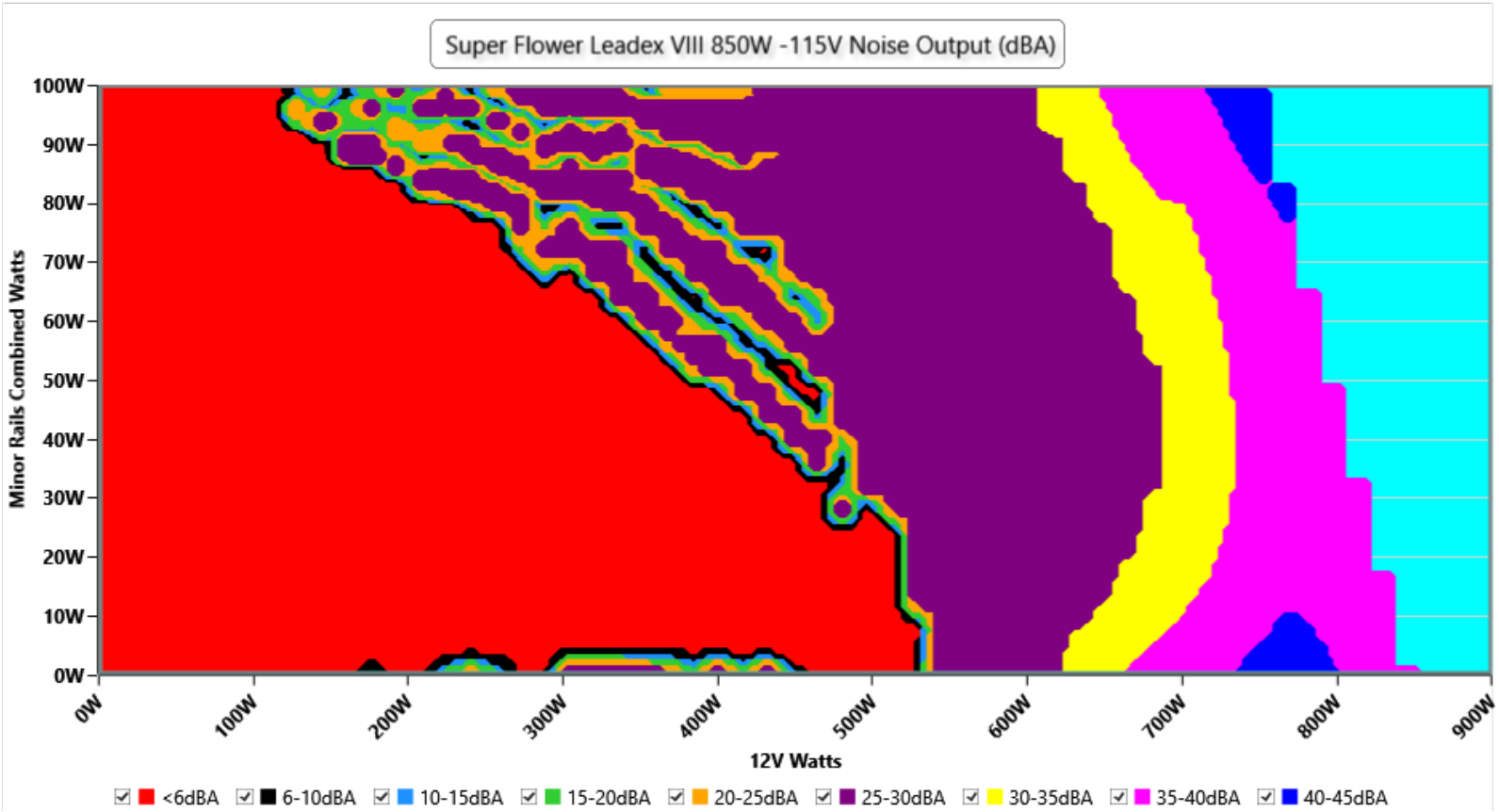

INFO

The PSU`s noise in its entire operational range and under 30-32 °C ambient is depicted in this graph. The X axis represents the load on the +12V rail(s) while the Y axis is the load on the minor rails

230V

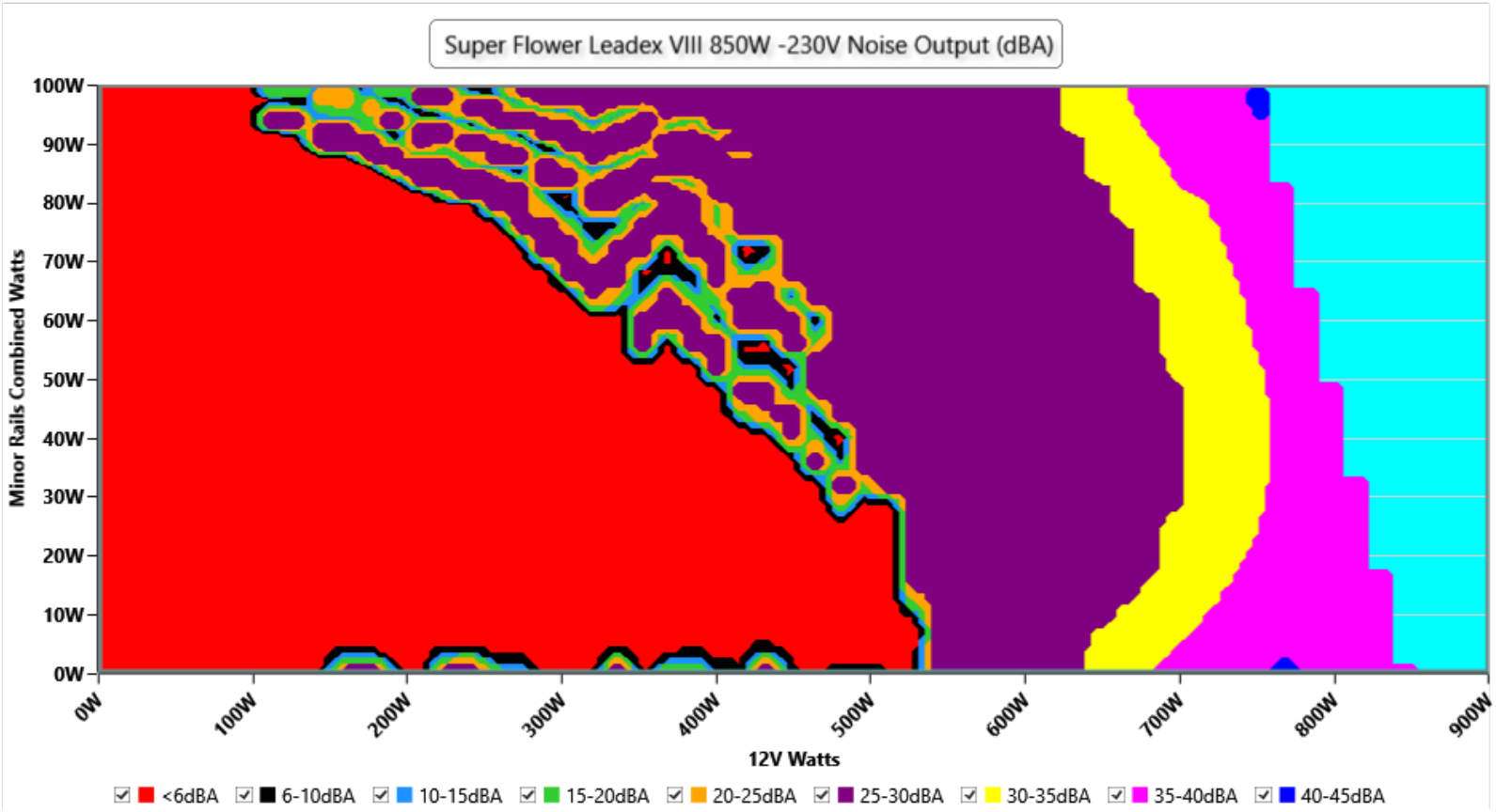

INFO

The PSU`s noise in its entire operational range and under 30-32 °C ambient is depicted in this graph. The X axis represents the load on the +12V rail(s) while the Y axis is the load on the minor rails

Noise under high ambient temperature (indicative)

115V

Load	Normal ambient fan · noise · intake	High ambient fan · noise · intake	Noise change
10%	0 RPM · <6.0 dB(A) · 35.6 °C	0 RPM · <6.0 dB(A) · 50.4 °C	fan off in both
20%	0 RPM · <6.0 dB(A) · 36.1 °C	0 RPM · <6.0 dB(A) · 49.2 °C	fan off in both
50%	0 RPM · <6.0 dB(A) · 39.8 °C	1090 RPM · 29.3 dB(A) · 42.3 °C	fan starts (<6.0 → 29.3)
100%	1544 RPM · 42.0 dB(A) · 30.8 °C	2045 RPM · 46.8 dB(A) · 45.4 °C	**+4.8 dB(A)**

230V

Load	Normal ambient fan · noise · intake	High ambient fan · noise · intake	Noise change
10%	0 RPM · <6.0 dB(A) · 31.7 °C	0 RPM · <6.0 dB(A) · 45.6 °C	fan off in both
20%	0 RPM · <6.0 dB(A) · 33.1 °C	0 RPM · <6.0 dB(A) · 46.9 °C	fan off in both
50%	0 RPM · <6.0 dB(A) · 34.7 °C	1086 RPM · 29.3 dB(A) · 42.2 °C	fan starts (<6.0 → 29.3)
100%	1436 RPM · 38.6 dB(A) · 30.9 °C	1971 RPM · 46.7 dB(A) · 45.2 °C	**+8.1 dB(A)**

INFO

Fan speed, noise and the measured intake temperature at 10, 20, 50 and 100 % load, from the two load regulation tests: at normal ambient (about 30-32 °C) and at high ambient (about 40-47 °C). These are stabilized readings at fixed loads, not averages over the certification sweep, so they are indicative of how the fan behaves when it is hot. "<6.0" is the floor of our sound meter: the fan is stopped or too quiet to measure (the fan speed column says which); with the fan stopped, the intake sensor can read higher than the chamber air.

Informational. Not part of the ETA or LAMBDA rating.

Conducted Emissions EN 55032 & CISPR 32

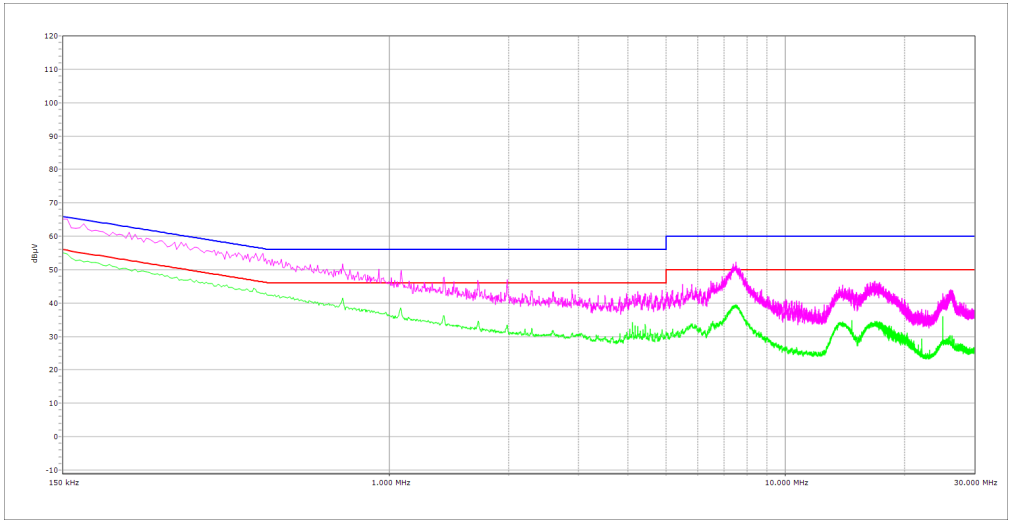

NEUTRAL

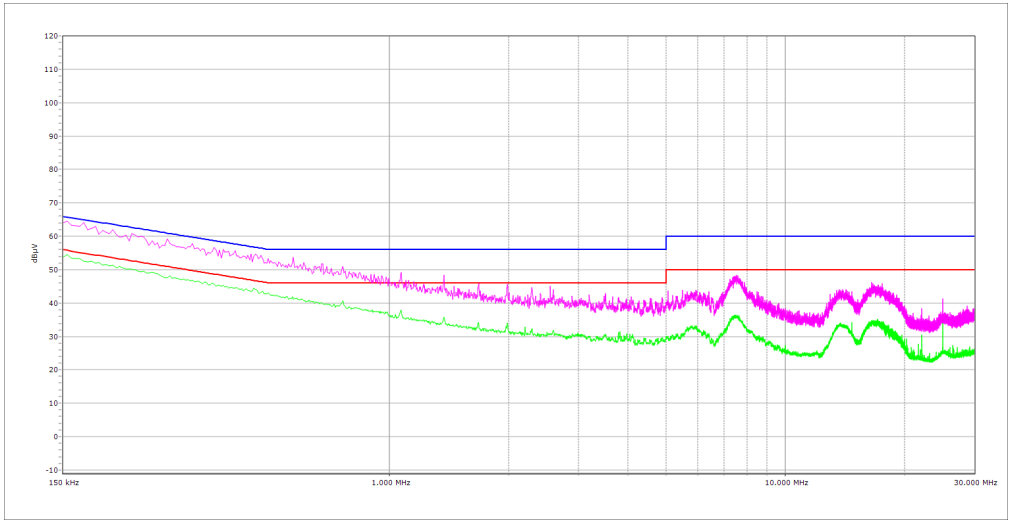

PHASE

Indicative Performance

Efficiency under high ambient temperature

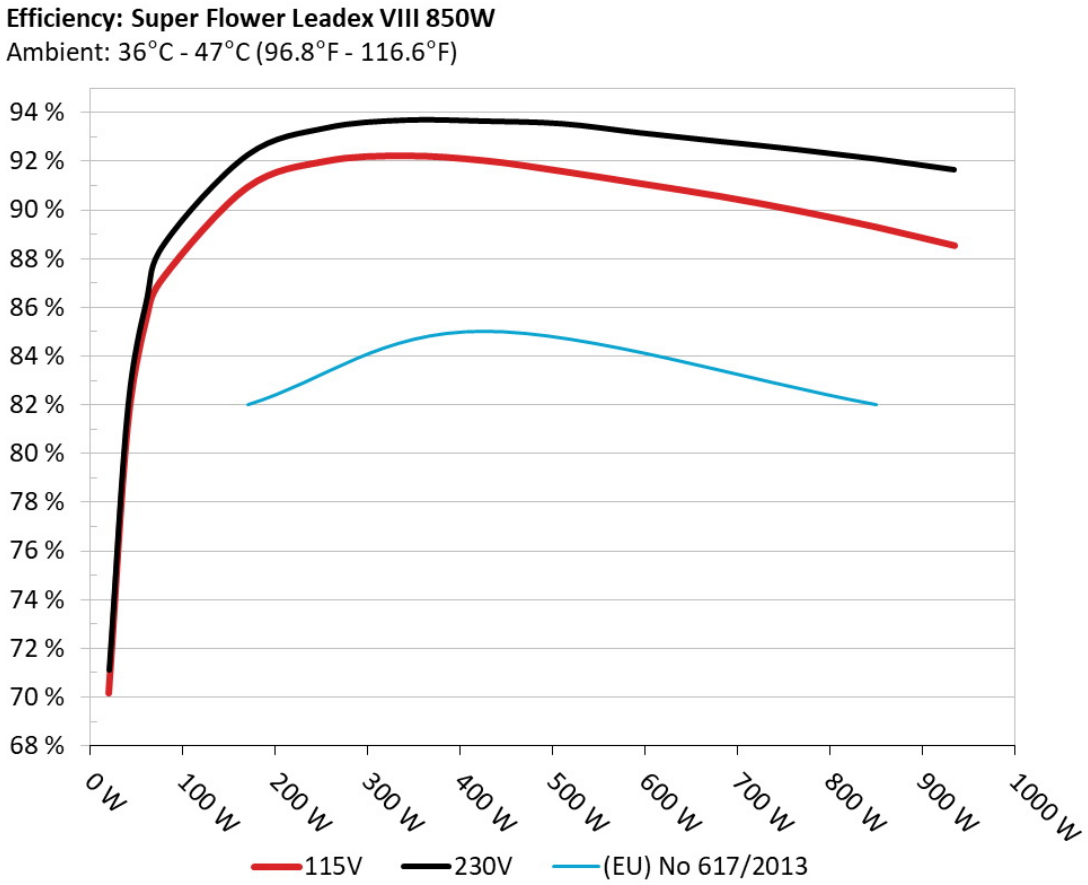

INFO

The PSU`s efficiency under high ambient temperatures with 115V and 230V input. For this graph the results of the 10-110% load regulation table are used

5VSB Efficiency

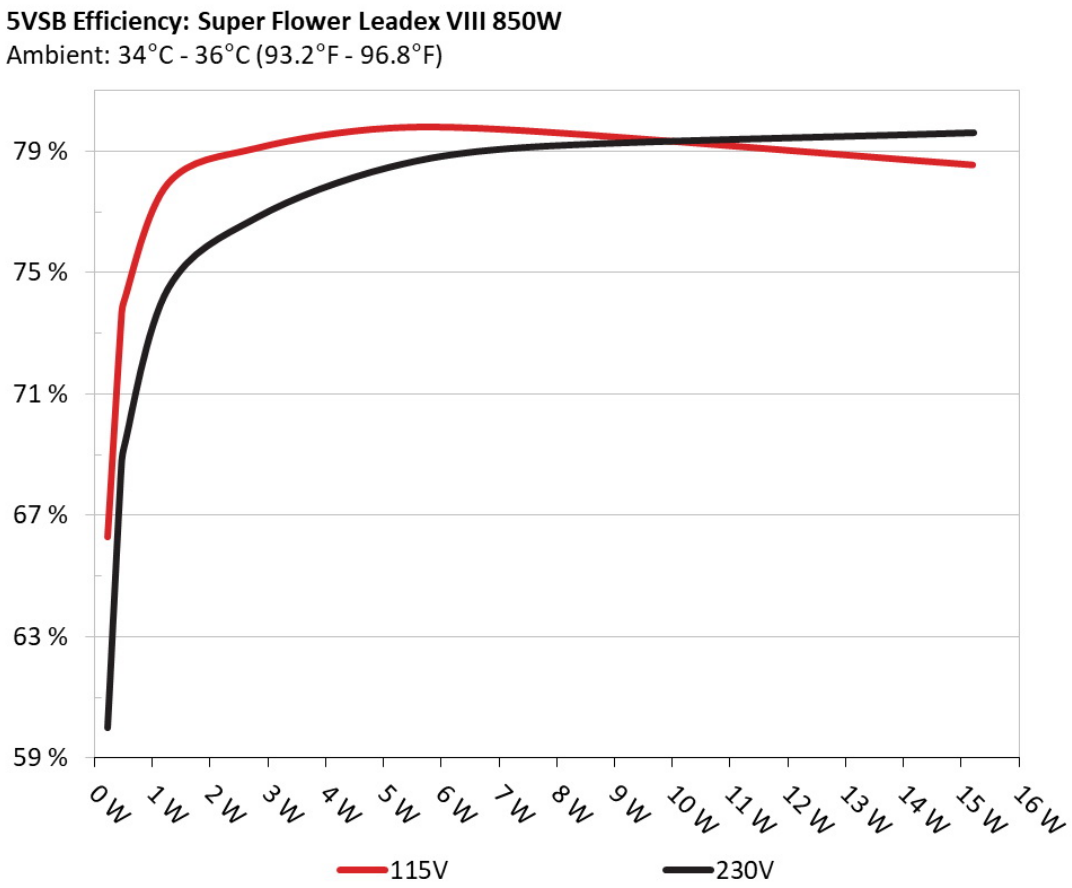

INFO

This graph depicts the efficiency levels of the 5VSB rail with 115V and 230V input

5VSB Efficiency (ERP LOT 3/6 & CEC)

115V

Test #	5VSB	DC/AC (Watts)	Efficiency	PF/AC Volts
1	**0.045A**	0.231W	66.273%	0.04
	5.121V	0.349W		114.94V
2	**0.09A**	0.461W	73.289%	0.072
	5.121V	0.629W		114.93V
3	**0.55A**	2.812W	79.086%	0.294
	5.112V	3.557W		114.92V
4	**1A**	5.105W	79.746%	0.376
	5.105V	6.401W		114.92V
5	**1.5A**	7.645W	79.637%	0.423
	5.096V	9.6W		114.92V
6	**3A**	15.206W	78.532%	0.481
	5.068V	19.363W		114.91V

230V

Test #	5VSB	DC/AC (Watts)	Efficiency	PF/AC Volts
1	**0.045A**	0.231W	60.002%	0.015
	5.12V	0.386W		230.04V
2	**0.09A**	0.461W	68.392%	0.026
	5.12V	0.675W		230.04V
3	**0.55A**	2.812W	76.827%	0.129
	5.113V	3.668W		230.04V
4	**1A**	5.107W	78.486%	0.203
	5.106V	6.508W		230.03V
5	**1.5A**	7.648W	79.163%	0.258
	5.098V	9.662W		230.02V
6	**3A**	15.221W	79.623%	0.35
	5.074V	19.116W		230.02V

Protection Features

OCP (Normal @ 30.1°C)	12V: 86A (121.47%), 12.098V 5V: 26.8A (134%), 4.976V 3.3V: 26.6A (133%), 3.279V 5VSB: 4.9A (163.33%), 5.041V
OCP (Hot @ 42°C)	12V: 85.8A (121.19%), 12.102V 5V: 26.3A (131.5%), 4.979V 3.3V: 27A (135%), 3.279V 5VSB: 4.8A (160%), 5.041V
OPP (Normal @ 29.9°C)	1032.68W (121.49%)
OPP (Hot @ 41.3°C)	1032.67W (121.49%)
OTP	✓ (114°C @ Heat Sink)
SCP	12V to Earth: ✓ 5V to Earth: ✓ 3.3V to Earth: ✓ 5VSB to Earth: ✓ -12V to Earth: ✓
PWR_OK	Proper Operation
UVP (Full Load @ 90V)	✓
UVP (No Damage @ 80V)	✓
Conducted Emissions EN55032 & CISPR 32	✓
NLO	✓
Fan Failure Protection	✗
SIP	Surge: MOV Inrush: NTC & Bypass Relay

Supplementary Tests (For Reference)

Typical Load Tests

115V

Test	12V	5V	3.3V	5VSB	DC/AC (Watts)	Efficiency	Fan Speed (RPM)	PSU Noise (dB[A])	Temps (In/Out)	PF/AC Volts
10%	**5.253A**	**1.997A**	**2.002A**	**0.981A**	85.008	87.077%	0	<6.0	50.35°C	0.951
	12.070V	5.008V	3.298V	5.097V	97.622				40.48°C	114.9V
20%	**11.525A**	**2.997A**	**3.005A**	**1.18A**	169.959	90.918%	0	<6.0	49.16°C	0.98
	12.066V	5.006V	3.295V	5.087V	186.955				40.73°C	114.88V
30%	**18.148A**	**3.497A**	**3.508A**	**1.379A**	254.969	91.991%	0	<6.0	48.81°C	0.989
	12.063V	5.004V	3.293V	5.078V	277.141				41.44°C	114.85V
40%	**24.777A**	**3.998A**	**4.012A**	**1.578A**	340.066	92.208%	1087	29.3	41.59°C	0.992
	12.062V	5.003V	3.291V	5.07V	368.802				51.4°C	114.82V
50%	**31.044A**	**5.001A**	**5.019A**	**1.779A**	424.92	92.017%	1090	29.3	42.29°C	0.994
	12.061V	5V	3.288V	5.061V	461.746				54.56°C	114.78V
60%	**37.284A**	**6.004A**	**6.028A**	**1.98A**	509.459	91.575%	1311	33.7	42.76°C	0.995
	12.060V	4.997V	3.285V	5.052V	556.328				53.9°C	114.75V
70%	**43.588A**	**7.009A**	**7.039A**	**2.181A**	594.765	91.07%	1471	37.9	43.15°C	0.996
	12.059V	4.995V	3.282V	5.043V	653.068				53.97°C	114.72V
80%	**49.895A**	**8.011A**	**8.05A**	**2.284A**	679.586	90.554%	1659	40.7	43.55°C	0.996
	12.059V	4.992V	3.28V	5.036V	750.499				54.35°C	114.68V
90%	**56.599A**	**8.515A**	**8.543A**	**2.387A**	764.998	89.955%	1846	44.3	44.58°C	0.997
	12.059V	4.99V	3.278V	5.029V	850.462				55.26°C	114.65V
100%	**63.035A**	**9.019A**	**9.068A**	**2.992A**	849.811	89.281%	2045	46.8	45.44°C	0.997
	12.059V	4.989V	3.275V	5.013V	951.847				56.59°C	114.61V
110%	**69.338A**	**10.026A**	**10.176A**	**2.996A**	934.384	88.523%	2248	47.5	46.41°C	0.997
	12.059V	4.986V	3.273V	5.007V	1055.516				58.08°C	114.57V
CL1	**0.116A**	**12.049A**	**12.081A**	**0A**	101.299	83.295%	1031	27.6	40.62°C	0.962
	12.075V	4.995V	3.287V	5.102V	121.6				48.63°C	114.9V

Test	12V	5V	3.3V	5VSB	DC/AC (Watts)	Efficiency	Fan Speed (RPM)	PSU Noise (dB[A])	Temps (In/Out)	PF/AC Volts
CL2	**0.116A**	**20.048A**	**0A**	**0A**	101.347	81.727%	214	<6.0	41.66°C	0.963
	12.074V	4.986V	3.295V	5.105V	124.015				51.2°C	114.9V
CL3	**0.115A**	**0A**	**20.092A**	**0A**	67.401	76.242%	1077	28.9	41.11°C	0.95
	12.073V	5.015V	3.285V	5.105V	88.403				49.49°C	114.91V
CL4	**70.483A**	**0A**	**0A**	**0A**	849.558	90.034%	1890	44.3	45.39°C	0.997
	12.054V	5.001V	3.286V	5.068V	943.6				55.11°C	114.62V

The results above are not used in the certification process

230V

Test	12V	5V	3.3V	5VSB	DC/AC (Watts)	Efficiency	Fan Speed (RPM)	PSU Noise (dB[A])	Temps (In/Out)	PF/AC Volts
10%	**5.254A**	**1.997A**	**2.002A**	**0.981A**	85.007	88.484%	0	<6.0	45.6°C	0.813
	12.070V	5.008V	3.297V	5.097V	96.071				40.27°C	230.02V
20%	**11.525A**	**2.997A**	**3.005A**	**1.179A**	169.958	92.252%	0	<6.0	46.93°C	0.925
	12.065V	5.006V	3.295V	5.088V	184.247				40.62°C	230.01V
30%	**18.148A**	**3.497A**	**3.507A**	**1.378A**	254.968	93.354%	0	<6.0	46.71°C	0.954
	12.062V	5.005V	3.293V	5.079V	273.111				41.13°C	230V
40%	**24.777A**	**3.998A**	**4.011A**	**1.578A**	340.058	93.67%	1090	29.3	41.88°C	0.965
	12.061V	5.003V	3.291V	5.07V	363.035				55.02°C	229.99V
50%	**31.041A**	**5A**	**5.018A**	**1.778A**	424.891	93.63%	1086	29.3	42.21°C	0.974
	12.061V	5.001V	3.289V	5.061V	453.797				54.08°C	229.99V
60%	**37.280A**	**6.003A**	**6.027A**	**1.979A**	509.424	93.525%	1087	29.3	42.51°C	0.978
	12.061V	4.998V	3.285V	5.053V	544.707				52.85°C	229.97V
70%	**43.585A**	**7.008A**	**7.038A**	**2.181A**	594.736	93.15%	1397	37.6	43.2°C	0.982
	12.060V	4.995V	3.283V	5.044V	638.47				54.68°C	229.95V
80%	**49.892A**	**8.01A**	**8.049A**	**2.284A**	679.562	92.804%	1605	42.2	43.88°C	0.985
	12.060V	4.993V	3.28V	5.036V	732.349				55.39°C	229.94V
90%	**56.596A**	**8.513A**	**8.542A**	**2.386A**	764.98	92.465%	1788	43.3	44.18°C	0.987
	12.059V	4.991V	3.278V	5.029V	827.321				56.3°C	229.92V

Test	12V	5V	3.3V	5VSB	DC/AC (Watts)	Efficiency	Fan Speed (RPM)	PSU Noise (dB[A])	Temps (In/Out)	PF/AC Volts
100%	**63.032A**	**9.018A**	**9.067A**	**2.992A**	849.792	92.082%	1971	46.7	45.2°C	0.989
	12.059V	4.989V	3.276V	5.014V	922.871				57.38°C	229.9V
110%	**69.334A**	**10.024A**	**10.174A**	**2.996A**	934.368	91.64%	2243	47.6	46.65°C	0.989
	12.059V	4.987V	3.273V	5.007V	1019.596				61.1°C	229.89V
CL1	**0.116A**	**12.048A**	**12.08A**	**0A**	101.297	84.73%	821	19.8	40.11°C	0.867
	12.075V	4.996V	3.287V	5.103V	119.529				50.78°C	230.03V
CL2	**0.115A**	**20.046A**	**0A**	**0A**	101.344	83%	1100	29	41.93°C	0.871
	12.074V	4.986V	3.295V	5.106V	122.11				50.71°C	230.03V
CL3	**0.115A**	**0A**	**20.091A**	**0A**	67.399	77.45%	1062	28.4	40.19°C	0.794
	12.073V	5.015V	3.285V	5.105V	87.017				49.06°C	230.03V
CL4	**70.482A**	**0A**	**0A**	**0A**	849.556	92.787%	1866	44.5	45.26°C	0.988
	12.054V	5.001V	3.285V	5.069V	915.598				56.84°C	229.91V

The results above are not used in the certification process

Light Load Tests

115V

Test	12V	5V	3.3V	5VSB	DC/AC (Watts)	Efficiency	Fan Speed (RPM)	PSU Noise (dB[A])	Temps (In/Out)	PF/AC Volts
20W	**1.231A**	**0.499A**	**0.5A**	**0.196A**	20.013	70.147%	0	<6.0	42.13°C	0.822
	12.073V	5.011V	3.3V	5.115V	28.532				36.34°C	114.93V
40W	**2.708A**	**0.699A**	**0.7A**	**0.293A**	40.006	80.975%	0	<6.0	46.15°C	0.918
	12.072V	5.01V	3.299V	5.112V	49.404				37.22°C	114.92V
60W	**4.186A**	**0.898A**	**0.9A**	**0.392A**	60.004	85.429%	0	<6.0	47.23°C	0.955
	12.071V	5.01V	3.299V	5.109V	70.242				38.9°C	114.91V
80W	**5.661A**	**1.098A**	**1.1A**	**0.49A**	79.957	87.263%	0	<6.0	50.78°C	0.949
	12.070V	5.009V	3.298V	5.106V	91.639				39.47°C	114.91V

The results above are not used in the certification process

230V

Test	12V	5V	3.3V	5VSB	DC/AC (Watts)	Efficiency	Fan Speed (RPM)	PSU Noise (dB[A])	Temps (In/Out)	PF/AC Volts
20W	**1.230A**	**0.499A**	**0.5A**	**0.196A**	20.01	71.119%	0	<6.0	37.14°C	0.518
	12.073V	5.011V	3.3V	5.115V	28.145				36.87°C	230.02V
40W	**2.708A**	**0.699A**	**0.7A**	**0.293A**	40.005	81.841%	0	<6.0	41.76°C	0.657
	12.072V	5.01V	3.299V	5.113V	48.883				37.04°C	230.02V
60W	**4.186A**	**0.898A**	**0.9A**	**0.391A**	60.003	86.226%	0	<6.0	43.74°C	0.747
	12.070V	5.01V	3.299V	5.11V	69.577				38.72°C	230.02V
80W	**5.661A**	**1.098A**	**1.101A**	**0.49A**	79.956	88.627%	0	<6.0	45.69°C	0.796
	12.069V	5.009V	3.298V	5.107V	90.225				39.22°C	230.02V

The results above are not used in the certification process

Ripple Measurements

115V

Test	12V	5V	3.3V	5VSB	Pass/Fail
10% Load	22.97mV	15.48mV	15.45mV	11.25mV	Pass
20% Load	19.34mV	17.58mV	13.71mV	11.25mV	Pass
30% Load	18.47mV	16.86mV	13.25mV	11.15mV	Pass
40% Load	18.47mV	16.04mV	14.99mV	11.00mV	Pass
50% Load	18.21mV	17.17mV	13.50mV	12.12mV	Pass
60% Load	19.14mV	18.39mV	13.97mV	12.43mV	Pass
70% Load	19.13mV	19.72mV	14.22mV	12.38mV	Pass
80% Load	18.98mV	19.31mV	15.50mV	13.35mV	Pass
90% Load	19.59mV	20.18mV	15.96mV	14.53mV	Pass
100% Load	19.04mV	21.98mV	16.45mV	15.06mV	Pass
110% Load	19.50mV	22.54mV	16.75mV	15.09mV	Pass
Crossload1	19.87mV	19.51mV	15.87mV	27.09mV	Pass
Crossload2	24.20mV	28.66mV	15.91mV	29.31mV	Pass

Test	12V	5V	3.3V	5VSB	Pass/Fail
Crossload3	30.08mV	18.85mV	17.65mV	28.54mV	Pass
Crossload4	18.28mV	17.07mV	13.51mV	23.96mV	Pass

The results above are not used in the certification process

230V

Test	12V	5V	3.3V	5VSB	Pass/Fail
10% Load	24.15mV	16.35mV	14.63mV	11.25mV	Pass
20% Load	18.06mV	18.55mV	13.61mV	11.71mV	Pass
30% Load	18.37mV	17.17mV	13.20mV	11.15mV	Pass
40% Load	18.57mV	16.25mV	15.96mV	11.51mV	Pass
50% Load	18.42mV	17.62mV	14.43mV	11.92mV	Pass
60% Load	18.78mV	17.27mV	13.86mV	11.56mV	Pass
70% Load	19.29mV	18.90mV	14.37mV	11.71mV	Pass
80% Load	19.39mV	19.87mV	15.76mV	13.55mV	Pass
90% Load	20.47mV	20.69mV	15.75mV	13.56mV	Pass
100% Load	19.49mV	21.72mV	15.87mV	14.64mV	Pass
110% Load	19.79mV	22.73mV	17.73mV	14.22mV	Pass
Crossload1	21.10mV	19.79mV	16.00mV	26.21mV	Pass
Crossload2	24.92mV	29.02mV	15.19mV	28.34mV	Pass
Crossload3	29.62mV	18.39mV	17.09mV	29.36mV	Pass
Crossload4	19.26mV	18.55mV	15.05mV	23.79mV	Pass

The results above are not used in the certification process

Super Flower Leadex VIII 850W



Top side

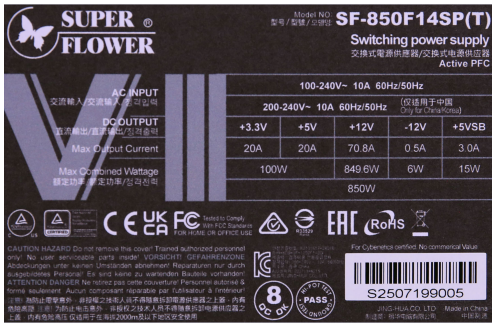

Power specifications label



Fan



PSU Internals

Cybenetics bietet freiwillige Zertifizierungsprogramme für Netzteile – ETA für Effizienz, LAMBDA für Lautstärke und SAFE für Sicherheit und korrekten Betrieb – sowie für Kühlprodukte mit DELTA für die Schalldämmung von Gehäusen und PHI für Luftstrom und statischen Druck von Lüftern

CYBENETICS LTD Syrou 6, Latsia, 2231, Nicosia Cyprus

www.cybenetics.com - info@cybenetics.com