Lian Li RS1200G

-

Lab ID LL12002921

Certification ID 252921

Test Result Report ID: 25PS2921A

Certificate Issue Date: Aug 12, 2025

Scheme: ETA-EMI PSU

115V



230V



Scheme: LAMBDA PSU

115V



230V





Outside Validation Scope



General Information

Test Equipment

Electronic Loads	Chroma 63601-5 x2 Chroma 63600-2 Chroma 63640-80-80 x10 Chroma 63610-80-20
AC Sources	Chroma 6530, APM SP300VAC4000W-P, GW Instek ASR-3500
Power Analyzers	Rohde & Schwarz HMC8015 & NPA701
Oscilloscopes	Picoscope 4444, Siglent SDS2104X PLUS
Sound Analyzer	Bruel & Kjaer 2270 G4
Microphone	Bruel & Kjaer Type 4955-A
Temperature Logger	Picoscope TC-08
Tachometer	UNI-T UT372
Multimeters	Keysight 34465A
EMI Analyzer	TekBox TBMR-110M-EU
Isolation Transformer	4kVA
UPS	FSP Champ Tower 3kVA, CyberPower OLS3000E 3kVA
Testing Methodology	Cybenetics PSU Test Protocol

DUT Information(Non-accredited measurements)

Product Identification Details	
Brand	Lian Li
Model	RS1200G
OEM/ODM	Sirfa
Serial Number	-
Product Specifications	
Manufacturer-Provided Information	
□□□□ (Vrms)	100-240
□□□□ (Arms)	8-15

□□□□ (Hz)	50-60
□□□□ (W)	1200
Operating Temperature (Continuous Full Load) (°C)	
□□	ATX12V
□□□□	Fully Modular
Warranty	-
Cybenetics Measurements	
Dimensions (W x H x D)	
Weight	
□□	135mm Fluid Dynamic Bearing Fan (HA13525H12F-Z)
□□□□□	✓
Cybenetics Testing Information	
Lab ID	LL12002921
Date of receipt	Jul 20, 2025
Testing Date	Aug 7, 2025
Report Issued Date	Aug 12, 2025
Engineer Name	-
Authorized By the Laboratory Technical Manager	Aristeidis Bitziopoulos
Signature	

□□□□ (Non-accredited measurements)

□□□□				
□□	□□□□	□□□□□□	**Gauge**	Cable Type
ATX □□ 20+4 pin (625mm)	1	1	16-22AWG	Tinned Copper
4+4 pin ATX12V (700mm)	1	1	18AWG	Tinned Copper
8 pin ATX12V (700mm)	1	1	18AWG	Tinned Copper
6+2pin PCIe□□ (650mm)	3	3	18AWG	Tinned Copper
6+2pin PCIe□□ (650mm+100mm)	1	2	18AWG	Tinned Copper
12+4 pin PCIe (700mm) (600W)	1	1	16-24AWG	Tinned Copper
SATA□□ (400mm+150mm+150mm+150mm)	1	4	18AWG	Tinned Copper

SATA□□ (310mm+200mm+100mm+100mm)	1	4	18AWG	Tinned Copper
SATA□□ (300mm+15mm+15mm+15mm)	1	4	18AWG	Tinned Copper
SATA□□ (380mm+150mm)	2	4	18AWG	Tinned Copper
4-pin Molex (500mm+150mm+150mm+150mm)	1	4	18AWG	Tinned Copper

Protection Features(Manufacturer)

Over Power Protection	✓
Over Current (+12V) Protection	✓
Over Temperature Protection	✓
Short Circuit Protection	✓
Surge Protection	✓
Inrush Current Protection	✓
Fan Failure Protection	✗

□□□□

□		3.3V	5V	12V	5VSB	-12V
□□□□	□□	20	20	100	3	0
	□	100		1200	15	0
□□□□□ (W)		1200				

Parts Description

General Data	
Manufacturer (OEM)	Sirfa
PCB Type	Double-Sided
Primary Side	
Transient Filter	4x Y caps, 2x X caps, 2x CM chokes, 1x MOV
Inrush Protection	NTC Thermistor SCK-057 (5 Ohm @ 25°C) & Relay
Bridge Rectifier	2x Yangzhou GBJ3510A (1,000V, 35A @ 85°C)
APFC MOSFETs	2x Sanrise Tech SRC60R068BS (600V, 21.5A @ 125°C, Rds(on): 68mOhm)
APFC Boost Diode	Macrocore HX1D10065A (650V, 10A @ 150°C)
Bulk Cap(s)	TDK (450V, 790uF, 2000h @ 105°C, EPCOS) TDK (450V, 420uF, 2000h @ 105°C, EPCOS)

Main Switchers	2x Sanrise Tech SRC60R095BS (600V, 16A @ 125°C, Rds(on): 95mOhm)
APFC Controller	Infineon ICE3PCS01G
Resonant Controller	Champion CU6901VAC
Topology	Primary side: APFC, Half-Bridge & LLC Resonant Converter Secondary side: [12V] Synchronous Rectification & [Minor Rails] DC-DC converters
Secondary Side	
+12V MOSFETs	8x SI40N11E
5V & 3.3V	DC-DC Converters: 4x Infineon BSC0906NS (30V, 40A @ 100°C, Rds(on): 4.5mOhm) PWM Controller(s): UPI-Semi uP3861P
Filtering Capacitors	Electrolytic: Rubycon (6-10,000 @ 105°C, ZLH) 8x Teapo (1-3,000 @ 105°C, SC) Teapo (2,000 @ 105°C, SH) Polymer: 36x Teapo
Supervisor IC	Weltrend WT7527RA (OVP, UVP, OCP, PG)
MCU	Geehy 32S030F6P6
Fan Power Transistor	STMicroelectronics 2SD882
Fan Model	Hong Hua HA13525H12F-Z (135mm, 12V, 0.50A, Fluid Dynamic Bearing Fan)
5VSB Circuit	
Rectifier	2x Infineon BSC0906NS (30V, 40A @ 100°C, Rds(on): 4.5mOhm) PFC P10V45SP SR(45V, 10A)
Standby PWM Controller	Si-Trend SI8016HSP8

Test Results

Temperature & Compliance Info

□□□□ (°C /°F)	28-32 / 82.4-89.6
□□ ErP Lot3/6□□	✓
□□ (EU) No 617/2013□□	✓
ALPM (Alternative Low Power Mode) compatible	✓
ATX v3.1 PSU Power Excursion	✓

Performance Summary

115V

Accredited	
□□□□ (>1450 load combinations)	89.344%
Average Noise Output (>1450 Load Combinations)	24.59dBA
PF□□□ (>1450 Load Combinations)	0.994
Efficiency With 10W (≤500W) or 2% (>500W) Load	69.104%
□□□□□□	0.0607W
Non-Accredited	
12V Ripple (Full Load)	25.09mV
5V Ripple (Full Load)	11.86mV
3.3V Ripple (Full Load)	14.79mV
5VSB Ripple (Full Load)	7.78mV
12V Load Regulation	1.06%
5V Load Regulation	0.56%
3.3V Load Regulation	0.83%
5VSB Load Regulation	3.23%
Inrush Current	36.140A

230V

Accredited	
□□□□ (>1450 load combinations)	91.198%
Average Noise Output (>1450 Load Combinations)	24.85dBA
PF□□□ (>1450 Load Combinations)	0.968
Efficiency With 10W (≤500W) or 2% (>500W) Load	70.664%
□□□□□□	0.1493W
Non-Accredited	
12V Ripple (Full Load)	25.02mV
5V Ripple (Full Load)	10.94mV
3.3V Ripple (Full Load)	13.20mV

5VSB Ripple (Full Load)		7.75mV
12V Load Regulation		1.11%
5V Load Regulation		0.60%
3.3V Load Regulation		0.83%
5VSB Load Regulation		3.38%
Inrush Current		65.400A
12V Transient Response (200%)		11.22V
5V Transient Response (200%)		4.867V
3.3V Transient Response (200%)		3.148V
5VSB Transient Response (200%)		4.888V
□□□□ & PG□□		24.80ms
AC Loss to PWR_OK Hold Up Time		19.60ms
PWR_OK Inactive to DC Loss Delay		5.20ms
PSU Timings: T1 (20% / 100%)	104.0ms	90.0ms
PSU Timings: T3 (20% / 100%)	126.0ms	126.0ms
12V OCP (27.2°C / 44.4°C)	116.60A (116.60%), 11.974V	119.60A (119.60%), 5993.988V
5V OCP (27.2°C / 44.4°C)	24.5A (122.50%), 4.987V	23.9A (119.50%), 4.976V
3.3V OCP (27.2°C / 44.4°C)	23.8A (119.00%), 3.264V	22.7A (113.50%), 3.264V
5VSB OCP (27.2°C / 44.4°C)	4.7A (156.67%), 4.987V	4.7A (156.67%), 4.982V
OPP (27.70°C / 44.32°C)	116.08%	120.04%

□□□□ & PG□□

Hold-Up Time (ms)	24.8
AC Loss to PWR_OK Hold Up Time (ms)	19.6
PWR_OK Inactive to DC Loss Delay (ms)	5.2

Tables

115V

Detailed Results						
	Average	Min	Limit Min	Max	Limit Max	Result
Mains Voltage RMS:	115.09 V	115.04 V	113.85 V	115.14 V	116.15 V	PASS
Mains Frequency:	60.00 Hz	59.99 Hz	59.40 Hz	60.01 Hz	60.60 Hz	PASS
Mains Voltage CF:	1.416	1.415	1.340	1.418	1.490	PASS
Mains Voltage THD:	0.13 %	0.09 %	N/A	0.18 %	2.00 %	PASS
Real Power:	0.061 W	-0.004 W	N/A	0.109 W	N/A	N/A
Apparent Power:	9.294 W	8.750 W	N/A	9.879 W	N/A	N/A
Power Factor:	0.007	N/A	N/A	N/A	N/A	N/A

230V

Detailed Results						
	Average	Min	Limit Min	Max	Limit Max	Result
Mains Voltage RMS:	231.05 V	230.94 V	227.70 V	231.11 V	232.30 V	PASS
Mains Frequency:	50.00 Hz	49.99 Hz	49.50 Hz	50.01 Hz	50.50 Hz	PASS
Mains Voltage CF:	1.417	1.416	1.340	1.419	1.490	PASS
Mains Voltage THD:	0.17 %	0.15 %	N/A	0.25 %	2.00 %	PASS
Real Power:	0.149 W	0.079 W	N/A	0.241 W	N/A	N/A
Apparent Power:	29.701 W	29.046 W	N/A	30.401 W	N/A	N/A
Power Factor:	0.006	N/A	N/A	N/A	N/A	N/A

□□□□□□

115V

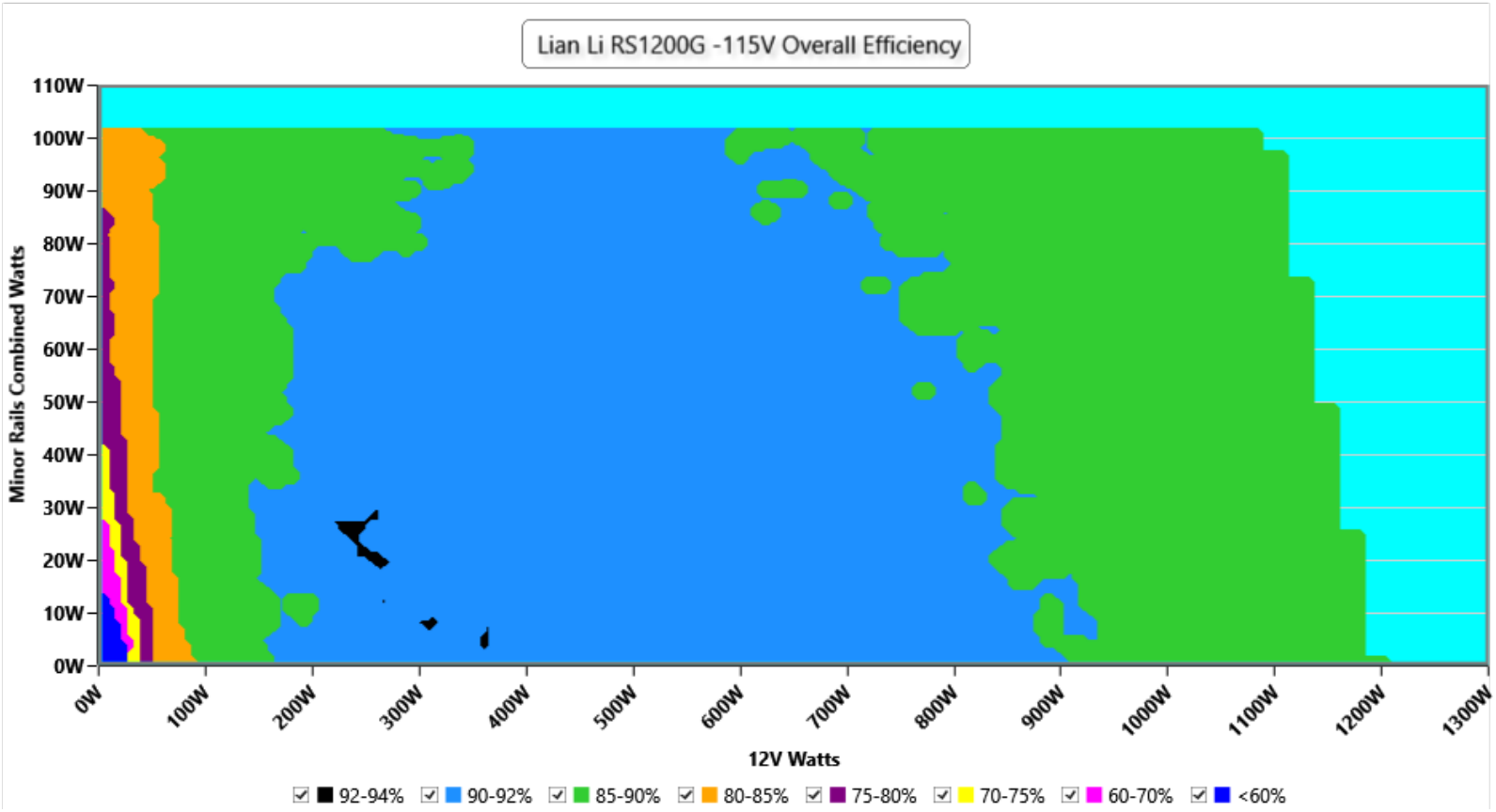

□□

This graph depicts the PSU`s efficiency throughout its entire operational range. For the generation of the efficiency and noise graphs we set our loaders to auto mode through our custom-made software before trying thousands of possible load combinations

230V

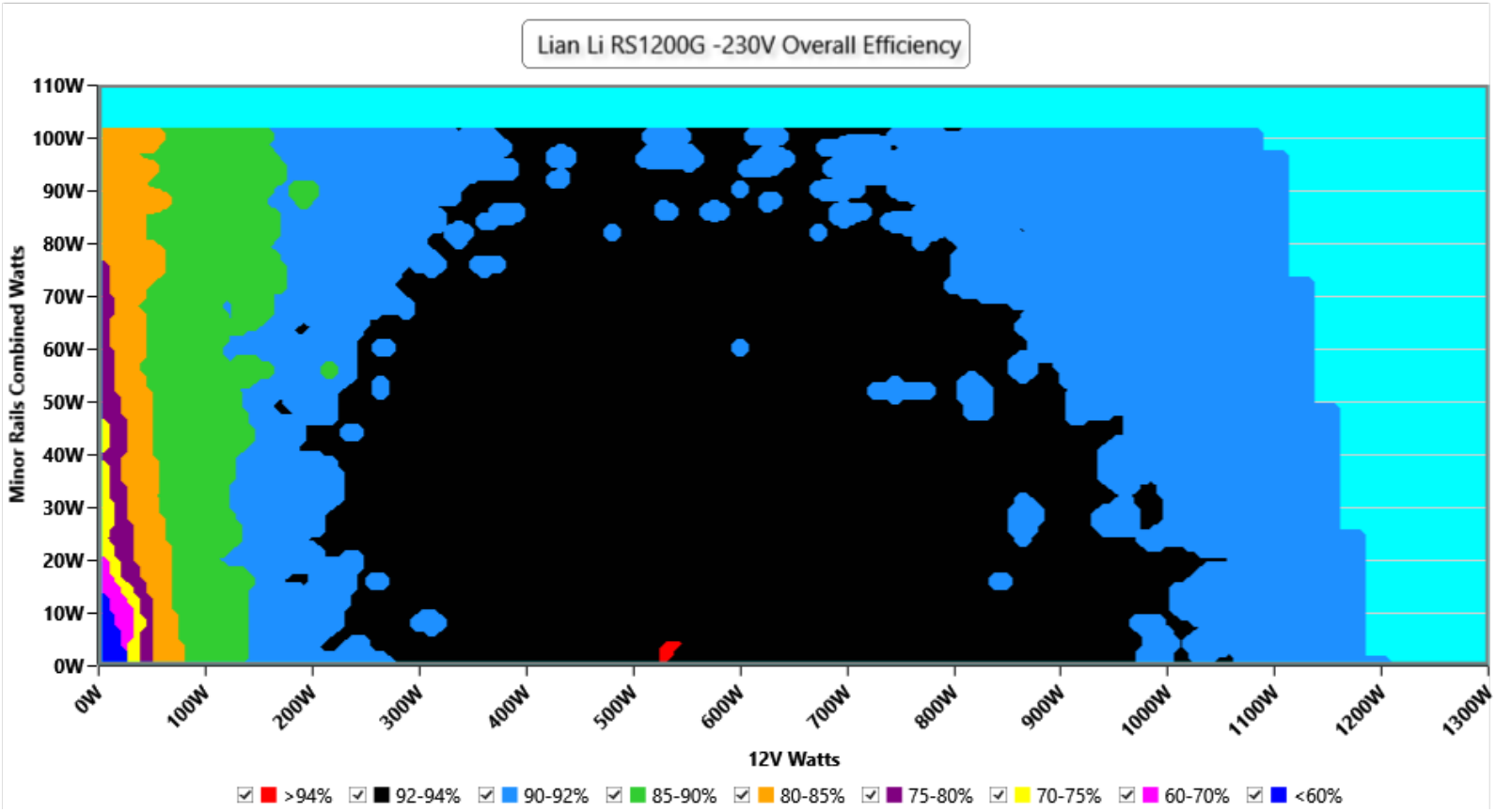

This graph depicts the PSU`s efficiency throughout its entire operational range. For the generation of the efficiency and noise graphs we set our loaders to auto mode through our custom-made software before trying thousands of possible load combinations

□□□□□

115V

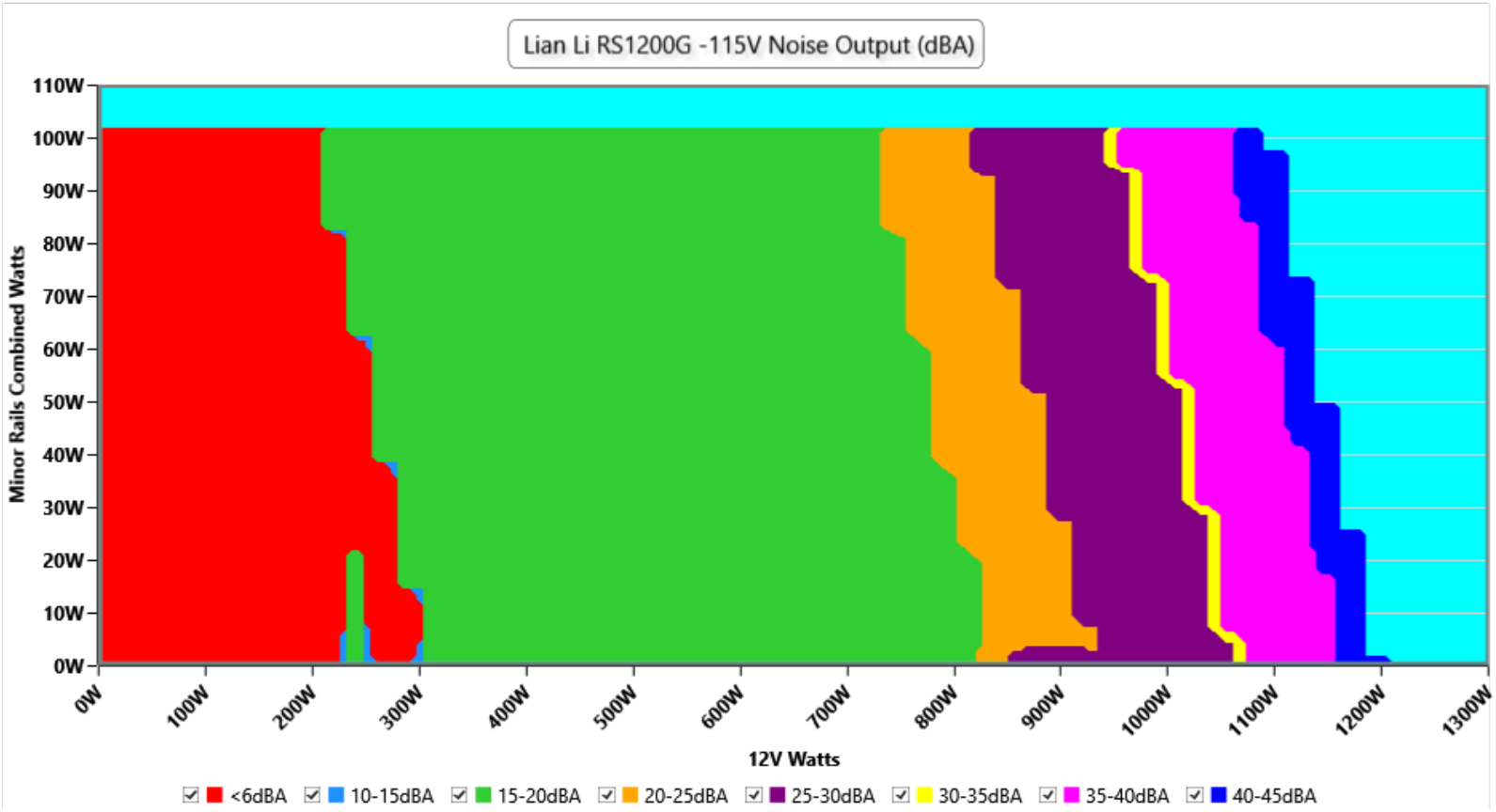

□□

The PSU`s noise in its entire operational range and under 30-32 °C ambient is depicted in this graph. The X axis represents the load on the +12V rail(s) while the Y axis is the load on the minor rails

230V

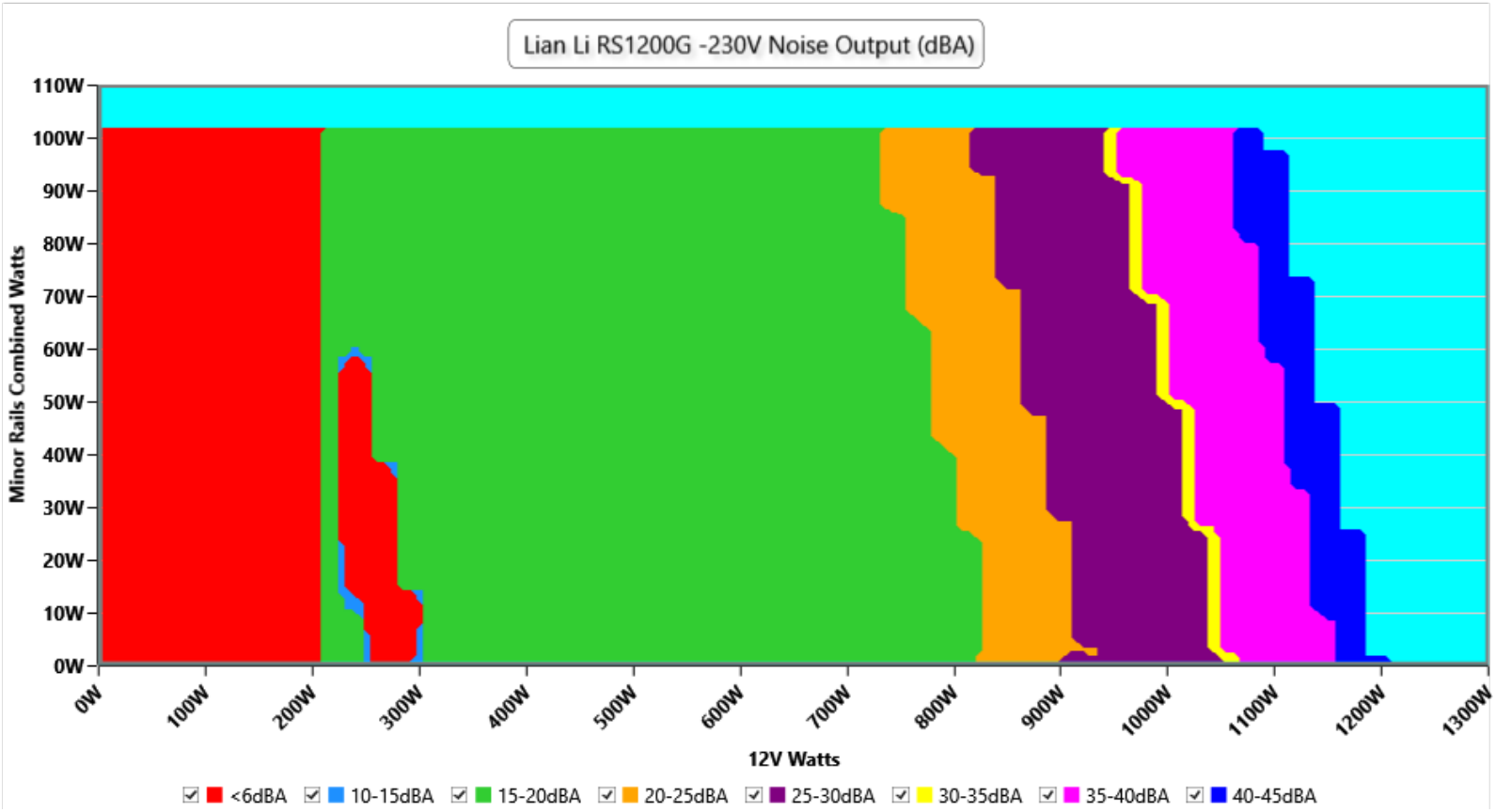

The PSU`s noise in its entire operational range and under 30-32 °C ambient is depicted in this graph. The X axis represents the load on the +12V rail(s) while the Y axis is the load on the minor rails

Conducted Emissions EN 55032 & CISPR 32

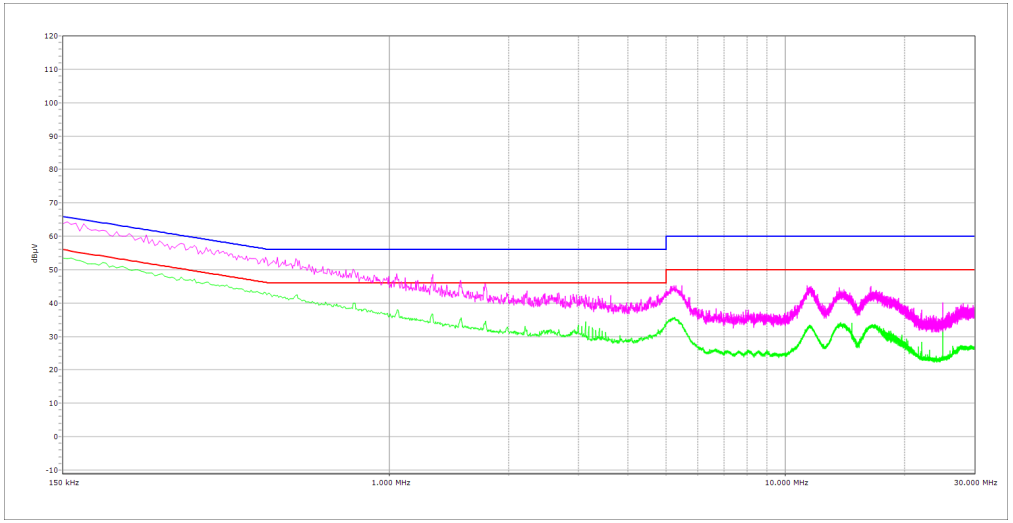

NEUTRAL

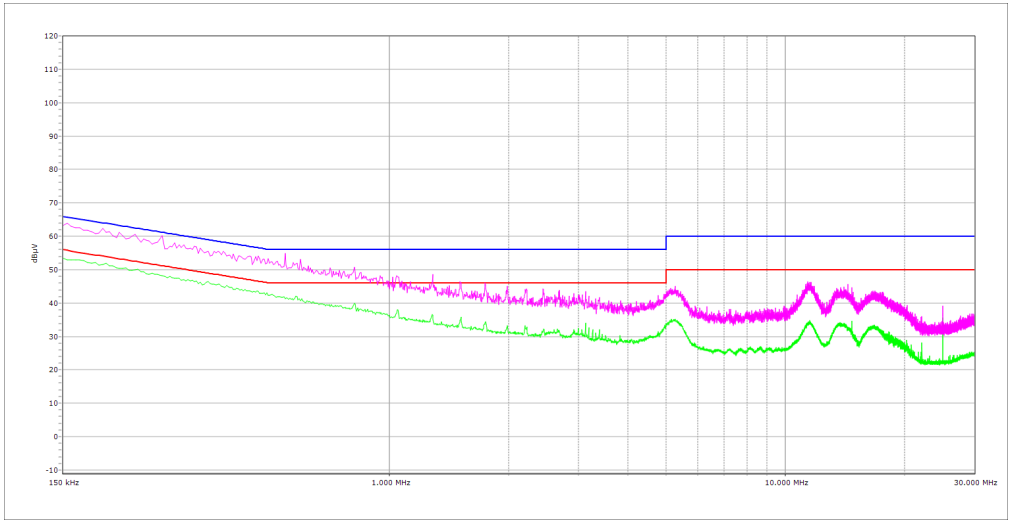

PHASE

Indicative Performance

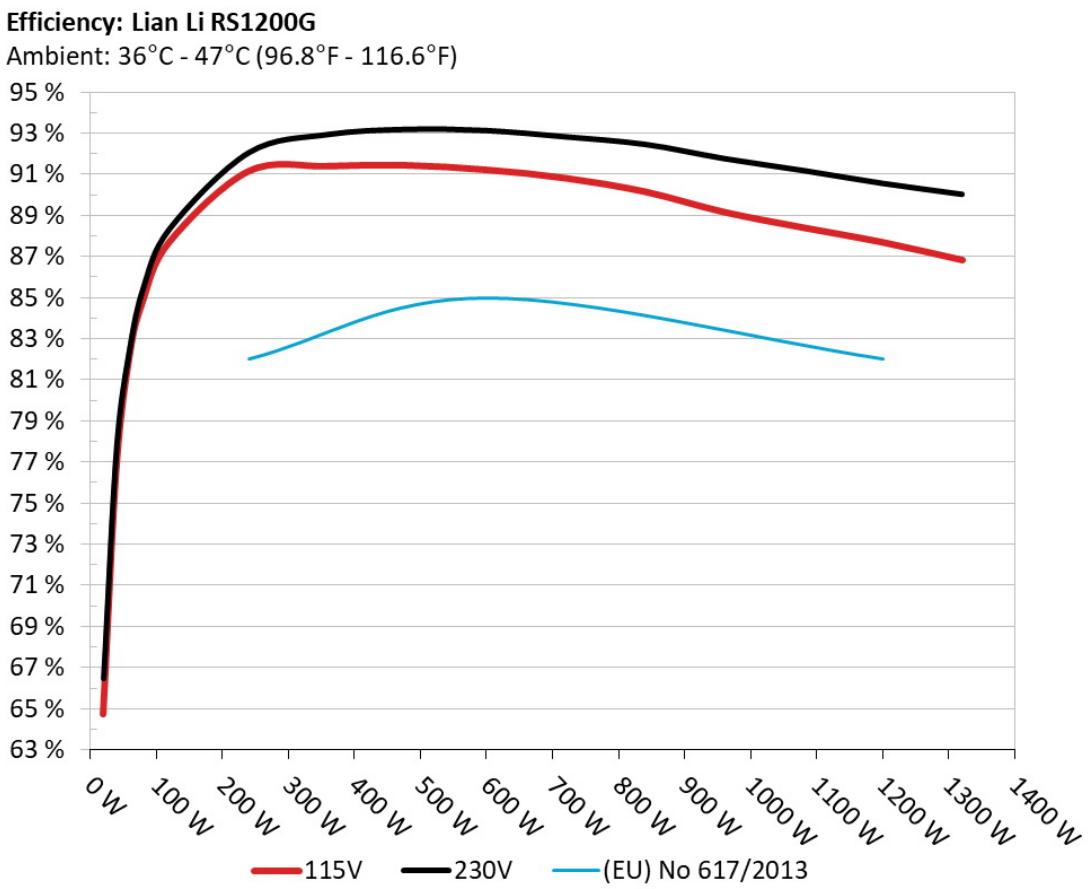

The PSU`s efficiency under high ambient temperatures with 115V and 230V input. For this graph the results of the 10-110% load regulation table are used

5Vsb□□□□

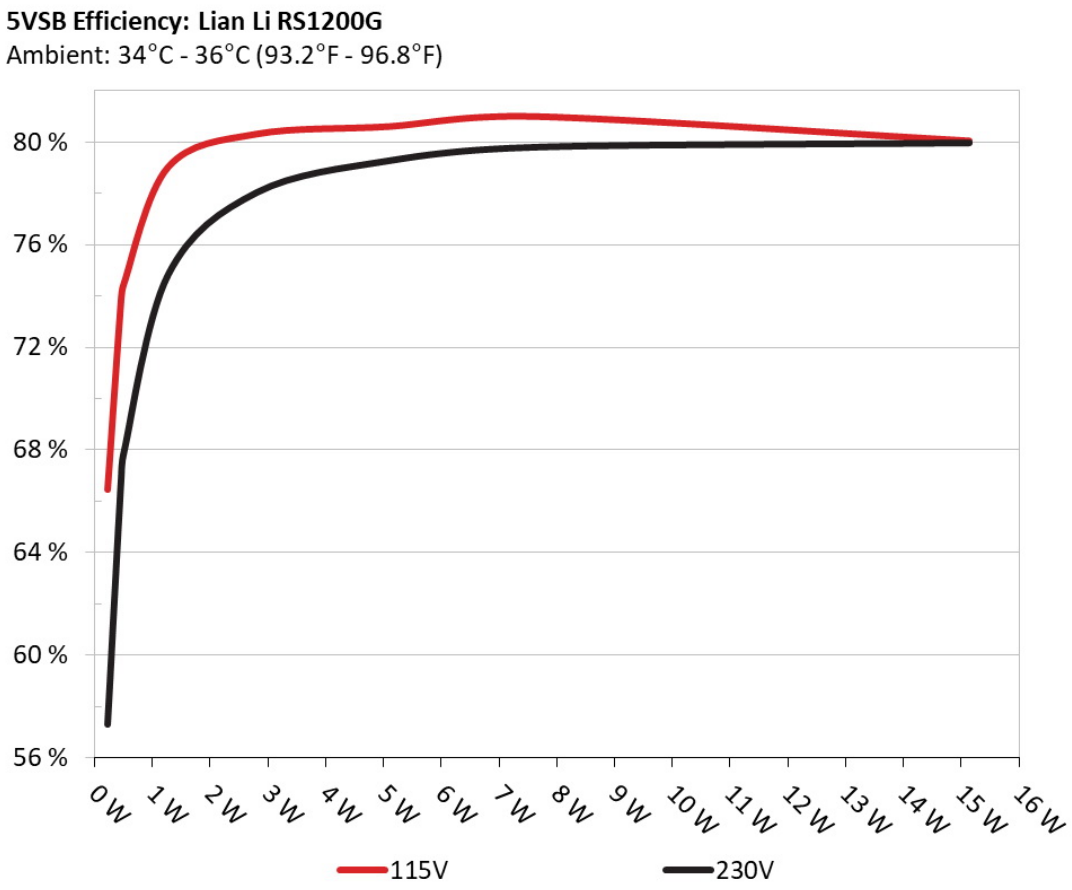

□□

This graph depicts the efficiency levels of the 5VSB rail with 115V and 230V input

□□□□ □□ 5Vsb □□ (ErP Lot3/6 & CEC)

115V

□□ #	5VSB	DC/AC (□)	□□	PF/AC □□
1	**0.045A**	0.231W	66.448%	0.042
	5.122V	0.348W		114.95V
2	**0.09A**	0.461W	73.762%	0.073
	5.12V	0.626W		114.95V
3	**0.55A**	2.81W	80.314%	0.285
	5.108V	3.498W		114.95V
4	**1A**	5.098W	80.604%	0.363
	5.096V	6.326W		114.95V
5	**1.5A**	7.627W	80.996%	0.407
	5.083V	9.415W		114.95V
6	**3A**	15.134W	80.047%	0.446
	5.044V	18.908W		114.94V

230V

□□ #	5VSB	DC/AC (□)	□□	PF/AC □□
1	**0.045A**	0.231W	57.32%	0.014
	5.121V	0.404W		230.07V
2	**0.09A**	0.461W	66.723%	0.025
	5.119V	0.691W		230.07V
3	**0.55A**	2.81W	78.025%	0.12
	5.107V	3.601W		230.06V
4	**1A**	5.097W	79.26%	0.194
	5.095V	6.431W		230.06V
5	**1.5A**	7.626W	79.788%	0.254
	5.083V	9.556W		230.06V
6	**3A**	15.135W	79.955%	0.347
	5.044V	18.928W		230.06V

Protection Features

OCP (Normal @ 27.2°C)	12V: 116.60A (116.60%), 11.974V 5V: 24.5A (122.50%), 4.987V 3.3V: 23.8A (119.00%), 3.264V 5VSB: 4.7A (156.67%), 4.987V
OCP (Hot @ 44.4°C)	12V: 119.60A (119.60%), 5993.988V 5V: 23.9A (119.50%), 4.976V 3.3V: 22.7A (113.50%), 3.264V 5VSB: 4.7A (156.67%), 4.982V
OPP (Normal @ 27.7°C)	1392.99W (116.08%)
OPP (Hot @ 44.3°C)	1440.52W (120.04%)
OTP	✓ (100°C @ Heat Sink)
SCP	12V to Earth: ✓ 5V to Earth: ✓ 3.3V to Earth: ✓ 5VSB to Earth: ✓
PWR_OK	Proper Operation
UVP (Full Load @ 90V)	✓
UVP (No Damage @ 80V)	✓
Conducted Emissions EN55032 & CISPR 32	✓
NLO	✓
Fan Failure Protection	✗
SIP	Surge: MOV Inrush: NTC & Bypass Relay

Supplementary Tests (For Reference)

10-110%□□□□

115V

□□	12V	5V	3.3V	5VSB	DC/AC (□)	□□	□□□□ (RPM)	□□□□□□□□ (dB[A])	□□ (□□ /□□)	PF/AC □□
10%	**8.148A**	**1.997A**	**2.01A**	**0.983A**	120.022	87.693%	0	<6.0	49.91°C	0.978
	12.079V	5.008V	3.283V	5.087V	136.873				40.35°C	114.94V
20%	**17.325A**	**2.997A**	**3.018A**	**1.183A**	239.99	91.141%	0	<6.0	50.98°C	0.993
	12.068V	5.006V	3.28V	5.074V	263.37				40.77°C	114.91V
30%	**26.836A**	**3.499A**	**3.523A**	**1.384A**	359.425	91.389%	675	16.4	41.11°C	0.996
	12.050V	5.002V	3.279V	5.06V	393.314				47.18°C	114.87V
40%	**36.433A**	**4.001A**	**4.029A**	**1.586A**	479.81	91.43%	676	16.4	41.77°C	0.997
	12.039V	5V	3.276V	5.046V	524.765				48.32°C	114.85V
50%	**45.647A**	**5.005A**	**5.041A**	**1.789A**	599.565	91.214%	675	16.4	42.16°C	0.998
	12.028V	4.997V	3.274V	5.032V	657.32				49.69°C	114.83V
60%	**54.945A**	**6.009A**	**6.055A**	**1.993A**	720.122	90.804%	676	16.4	42.76°C	0.999
	12.018V	4.994V	3.27V	5.018V	793.161				51.88°C	114.79V
70%	**64.191A**	**7.015A**	**7.071A**	**2.199A**	839.869	90.147%	676	16.4	43.4°C	0.999
	12.007V	4.991V	3.267V	5.003V	931.638				54.34°C	114.76V
80%	**73.523A**	**8.021A**	**8.088A**	**2.304A**	959.863	89.154%	883	24.3	43.76°C	0.999
	11.996V	4.988V	3.264V	4.991V	1076.634				55.24°C	114.72V
90%	**83.201A**	**8.527A**	**8.584A**	**2.41A**	1079.681	88.398%	1552	42.9	44.47°C	0.999
	11.985V	4.985V	3.262V	4.981V	1221.367				53.6°C	114.7V
100%	**92.694A**	**9.033A**	**9.112A**	**3.027A**	1199.672	87.684%	2086	48.9	45.59°C	0.999
	11.974V	4.982V	3.259V	4.956V	1368.296				53.31°C	114.64V
110%	**102.143A**	**10.042A**	**10.225A**	**3.033A**	1320.288	86.821%	2095	48.8	46.96°C	0.999
	11.963V	4.979V	3.256V	4.947V	1520.458				55.68°C	114.6V
CL1	**0.116A**	**12.059A**	**12.113A**	**0A**	101.304	80.838%	674	16.4	40.64°C	0.973
	12.057V	4.992V	3.277V	5.107V	125.304				47.74°C	114.93V

CL2	**0.116A**	**20.065A**	**0A**	**0A**	101.4	78.546%	674	16.4	40.78°C	0.973
	12.064V	4.984V	3.285V	5.11V	129.098				46.35°C	114.93V
CL3	**0.116A**	**0A**	**20.191A**	**0A**	67.395	72.556%	674	16.4	40.03°C	0.955
	12.061V	5.007V	3.268V	5.108V	92.9				45.08°C	114.94V
CL4	**100.106A**	**0A**	**0A**	**0A**	1200.211	88.338%	2095	48.8	45.15°C	0.999
	11.989V	4.995V	3.266V	5.05V	1358.643				52.49°C	114.64V

The results above are not used in the certification process

230V

□□	**12V**	**5V**	**3.3V**	**5VSB**	**DC/AC (□)**	□□	□□□□ **(RPM)**	□□□□□□□ **(dB[A])**	□□ (□□ /□□)	**PF/AC □□**
10%	**8.150A**	**1.997A**	**2.01A**	**0.984A**	120.051	88.336%	0	<6.0	45.4°C	0.895
	12.078V	5.011V	3.284V	5.085V	135.86				40.03°C	229.95V
20%	**17.330A**	**2.997A**	**3.018A**	**1.184A**	240.036	92.043%	0	<6.0	46.6°C	0.957
	12.067V	5.008V	3.282V	5.071V	260.79				40.9°C	229.95V
30%	**26.855A**	**3.499A**	**3.523A**	**1.385A**	359.622	92.926%	674	16.4	41.18°C	0.972
	12.048V	5.004V	3.28V	5.058V	386.981				44.43°C	229.94V
40%	**36.456A**	**4.001A**	**4.029A**	**1.587A**	480.016	93.178%	674	16.4	42.13°C	0.978
	12.037V	5.001V	3.277V	5.044V	515.153				45.51°C	229.92V
50%	**45.671A**	**5.004A**	**5.04A**	**1.79A**	599.778	93.117%	675	16.4	41.98°C	0.982
	12.027V	4.998V	3.275V	5.029V	644.096				46.32°C	229.9V
60%	**54.970A**	**6.008A**	**6.054A**	**1.995A**	720.323	92.812%	675	16.4	42.56°C	0.989
	12.016V	4.996V	3.272V	5.014V	776.046				47.48°C	229.89V
70%	**64.222A**	**7.014A**	**7.07A**	**2.201A**	840.074	92.449%	675	16.4	43.03°C	0.993
	12.005V	4.993V	3.269V	4.999V	908.516				48.72°C	229.87V
80%	**73.555A**	**8.02A**	**8.087A**	**2.307A**	960.07	91.754%	883	24.3	43.52°C	0.996
	11.993V	4.989V	3.265V	4.987V	1046.235				50.42°C	229.85V
90%	**83.239A**	**8.526A**	**8.583A**	**2.413A**	1079.882	91.173%	1553	42.9	44.36°C	0.997
	11.982V	4.986V	3.263V	4.975V	1184.483				49.39°C	229.83V
100%	**92.749A**	**9.033A**	**9.111A**	**3.032A**	1199.966	90.551%	2093	48.9	45.7°C	0.997
	11.970V	4.983V	3.26V	4.948V	1325.19				49.78°C	229.81V

110%	**102.197A**	**10.048A**	**10.23A**	**3.037A**	1320.542	90.017%	2090	48.8	46.38°C	0.998
	11.959V	4.977V	3.255V	4.94V	1466.971				51.16°C	229.81V
CL1	**0.118A**	**12.062A**	**12.119A**	**0A**	101.33	80.624%	676	16.4	41.63°C	0.843
	12.056V	4.992V	3.276V	5.106V	125.688				46.88°C	230V
CL2	**0.116A**	**20.073A**	**0A**	**0A**	101.404	78.821%	674	16.4	41.4°C	0.843
	12.063V	4.982V	3.285V	5.11V	128.637				45.54°C	230.07V
CL3	**0.116A**	**0A**	**20.192A**	**0A**	67.394	72.847%	673	16.4	40.54°C	0.779
	12.062V	5.007V	3.268V	5.108V	92.462				44.52°C	230.1V
CL4	**100.107A**	**0A**	**0A**	**0A**	1200.169	91.344%	2095	48.8	45.32°C	0.996
	11.989V	4.995V	3.265V	5.05V	1313.863				49.71°C	229.99V

The results above are not used in the certification process

20-80□□□□□

115V

□□	**12V**	**5V**	**3.3V**	**5VSB**	**DC/AC (□)**	□□	□□□□ **(RPM)**	□□□□□□□□ **(dB[A])**	□□ **(□□ /□□)**	**PF/AC □□**
20W	**1.228A**	**0.499A**	**0.502A**	**0.195A**	20.006	64.731%	0	<6.0	42.87°C	0.847
	12.102V	5.01V	3.286V	5.116V	30.935				36.31°C	114.96V
40W	**2.705A**	**0.699A**	**0.703A**	**0.294A**	40.004	76.734%	0	<6.0	43.58°C	0.925
	12.086V	5.01V	3.285V	5.112V	52.224				37.77°C	114.95V
60W	**4.182A**	**0.899A**	**0.904A**	**0.392A**	60.003	82.201%	0	<6.0	46.96°C	0.951
	12.084V	5.01V	3.285V	5.108V	73				38.04°C	114.95V
80W	**5.656A**	**1.098A**	**1.105A**	**0.49A**	79.968	84.826%	0	<6.0	47.89°C	0.964
	12.083V	5.01V	3.284V	5.104V	94.256				39.42°C	114.95V

The results above are not used in the certification process

230V

□□	12V	5V	3.3V	5VSB	DC/AC (□)	□□	□□□□ (RPM)	□□□□□□□ (dB[A])	□□ (□□ /□□)	PF/AC □□
20W	**1.228A**	**0.499A**	**0.502A**	**0.196A**	20.014	66.447%	0	<6.0	44.43°C	0.474
	12.103V	5.013V	3.287V	5.115V	30.247				36.24°C	229.97V
40W	**2.706A**	**0.698A**	**0.703A**	**0.294A**	40.012	77.808%	0	<6.0	44.61°C	0.648
	12.086V	5.013V	3.287V	5.111V	51.534				37.5°C	229.97V
60W	**4.182A**	**0.898A**	**0.904A**	**0.392A**	60.012	82.547%	0	<6.0	44.25°C	0.75
	12.084V	5.012V	3.286V	5.107V	72.728				38.79°C	229.97V
80W	**5.658A**	**1.098A**	**1.105A**	**0.49A**	79.991	85.44%	0	<6.0	44.2°C	0.822
	12.082V	5.012V	3.285V	5.103V	93.622				39.17°C	229.96V

The results above are not used in the certification process

□□□□

115V

Test	12V	5V	3.3V	5VSB	Pass/Fail
10% Load	10.47mV	7.14mV	3.86mV	5.45mV	Pass
20% Load	14.18mV	6.68mV	4.48mV	5.04mV	Pass
30% Load	12.33mV	6.94mV	5.39mV	5.61mV	Pass
40% Load	13.23mV	7.30mV	6.77mV	5.91mV	Pass
50% Load	14.09mV	7.75mV	7.07mV	6.16mV	Pass
60% Load	15.11mV	8.11mV	7.78mV	6.06mV	Pass
70% Load	15.92mV	8.72mV	8.44mV	6.21mV	Pass
80% Load	15.62mV	9.64mV	11.90mV	6.52mV	Pass
90% Load	16.74mV	9.79mV	12.61mV	6.67mV	Pass
100% Load	25.09mV	11.86mV	14.79mV	7.78mV	Pass
110% Load	26.24mV	11.74mV	15.47mV	7.97mV	Pass
Crossload1	15.86mV	7.99mV	8.14mV	5.46mV	Pass
Crossload2	12.01mV	7.55mV	3.76mV	5.71mV	Pass

Test	12V	5V	3.3V	5VSB	Pass/Fail
Crossload3	10.12mV	7.04mV	8.85mV	5.40mV	Pass
Crossload4	24.41mV	10.85mV	12.07mV	7.93mV	Pass

The results above are not used in the certification process

230V

Test	12V	5V	3.3V	5VSB	Pass/Fail
10% Load	10.62mV	7.70mV	3.81mV	6.06mV	Pass
20% Load	12.70mV	6.99mV	4.12mV	5.55mV	Pass
30% Load	12.20mV	7.45mV	5.24mV	5.81mV	Pass
40% Load	12.57mV	7.65mV	6.77mV	5.91mV	Pass
50% Load	13.53mV	8.01mV	6.81mV	6.27mV	Pass
60% Load	13.49mV	8.87mV	7.32mV	6.12mV	Pass
70% Load	14.91mV	9.23mV	8.19mV	6.27mV	Pass
80% Load	14.96mV	9.69mV	11.55mV	7.08mV	Pass
90% Load	15.93mV	9.80mV	12.05mV	6.88mV	Pass
100% Load	25.02mV	10.94mV	13.20mV	7.75mV	Pass
110% Load	25.71mV	10.58mV	14.60mV	7.79mV	Pass
Crossload1	16.32mV	8.09mV	8.50mV	5.58mV	Pass
Crossload2	10.03mV	7.50mV	3.81mV	5.35mV	Pass
Crossload3	10.18mV	6.78mV	9.05mV	5.45mV	Pass
Crossload4	24.58mV	10.18mV	10.59mV	6.91mV	Pass

The results above are not used in the certification process









Lian Li RS1200G

Top side

Power specifications label

Fan

PSU Internals

本测试报告中包含的所有数据和图表均可在以下条件下由任何人使用：使用过程需提及测试结果由
在任何情况下都应提供原始测试结果文档的网站链接

Cybenetics提供。

Cybenetics 提供自愿性认证计划：电源方面有 ETA（效率）、 LAMBDA（噪声）与 SAFE（安全与正确运行）；散热产品方面有 DELTA（机箱隔音）与 PHI（风扇风量与静压）

CYBENETICS LTD Syrou 6, Latsia, 2231, Nicosia Cyprus

www.cybenetics.com - info@cybenetics.com