Lian Li RS1000G

-

Lab ID LL10002926

Certification ID 252926

Test Result Report ID: 25PS2926A

Certificate Issue Date: Aug 12, 2025

Scheme: ETA-EMI PSU

115V



230V



115V



230V



Scheme: LAMBDA PSU



Outside Validation Scope



General Information

Test Equipment

Electronic Loads	Chroma 63601-5 x2 Chroma 63600-2 Chroma 63640-80-80 x10 Chroma 63610-80-20
AC Sources	Chroma 6530, APM SP300VAC4000W-P, GW Instek ASR-3500
Power Analyzers	Rohde & Schwarz HMC8015 & NPA701
Oscilloscopes	Picoscope 4444, Siglent SDS2104X PLUS
Sound Analyzer	Bruel & Kjaer 2270 G4
Microphone	Bruel & Kjaer Type 4955-A
Temperature Logger	Picoscope TC-08
Tachometer	UNI-T UT372
Multimeters	Keysight 34465A
EMI Analyzer	TekBox TBMR-110M-EU
Isolation Transformer	4kVA
UPS	FSP Champ Tower 3kVA, CyberPower OLS3000E 3kVA
Testing Methodology	Cybenetics PSU Test Protocol

DUT Information(Non-accredited measurements)

Product Identification Details	
Brand	Lian Li
Model	RS1000G
OEM/ODM	Sirfa
Serial Number	-
Product Specifications	
Manufacturer-Provided Information	
□□□□ (Vrms)	100-240
□□□□ (Arms)	8-12

□□□□ (Hz)	50-60
□□□□ (W)	1000
Operating Temperature (Continuous Full Load) (°C)	
□□	ATX12V
□□□□	Fully Modular
Warranty	-
Cybenetics Measurements	
Dimensions (W x H x D)	
Weight	
□□	135mm Fluid Dynamic Bearing Fan (HA13525H12F-Z)
□□□□□	✓
Cybenetics Testing Information	
Lab ID	LL10002926
Date of receipt	Jul 20, 2025
Testing Date	Aug 9, 2025
Report Issued Date	Aug 12, 2025
Engineer Name	-
Authorized By the Laboratory Technical Manager	Aristeidis Bitziopoulos
Signature	

□□□□ (Non-accredited measurements)

□□□□				
□□	□□□□	□□□□□□	**Gauge**	Cable Type
ATX □□ 20+4 pin (625mm)	1	1	16-22AWG	Tinned Copper
4+4 pin ATX12V (700mm)	1	1	18AWG	Tinned Copper
8 pin ATX12V (700mm)	1	1	18AWG	Tinned Copper
6+2pin PCIe□□ (650mm)	3	3	18AWG	Tinned Copper
6+2pin PCIe□□ (650mm+100mm)	2	4	18AWG	Tinned Copper
12+4 pin PCIe (700mm) (600W)	1	1	16-24AWG	Tinned Copper
SATA□□ (400mm+150mm+150mm+150mm)	1	4	18AWG	Tinned Copper

SATA□□ (310mm+200mm+100mm+100mm)	1	4	18AWG	Tinned Copper
SATA□□ (300mm+15mm+15mm+15mm)	1	4	18AWG	Tinned Copper
SATA□□ (380mm+150mm)	2	4	18AWG	Tinned Copper
4-pin Molex (500mm+150mm+150mm+150mm)	1	4	18AWG	Tinned Copper

Protection Features(Manufacturer)

Over Power Protection	✓
Over Current (+12V) Protection	✓
Over Temperature Protection	✓
Short Circuit Protection	✓
Surge Protection	✓
Inrush Current Protection	✓
Fan Failure Protection	✗

□□□□

□		3.3V	5V	12V	5VSB	-12V
□□□□	□□	20	20	83.3	3	0
	□	100		1000	15	0
□□□□□ (W)		1000				

Parts Description

General Data	
Manufacturer (OEM)	Sirfa
PCB Type	Double-Sided
Primary Side	
Transient Filter	4x Y caps, 2x X caps, 2x CM chokes, 1x MOV
Inrush Protection	NTC Thermistor SCK-057 (5 Ohm @ 25°C) & Relay
Bridge Rectifier	2x Yangzhou GBJ2510A (1,000V, 25A @ 110°C)
APFC MOSFETs	2x Sanrise Tech SRC60R095BS (600V, 16A @ 125°C, Rds(on): 95mOhm)
APFC Boost Diode	Macrocore HX1D10065A (650V, 10A @ 150°C)
Bulk Cap(s)	TDK (450V, 680uF, 2000h @ 105°C, EPCOS) TDK (450V, 390uF, 2000h @ 105°C, EPCOS)

Main Switchers	2x Sanrise Tech SRC60R095BS (600V, 16A @ 125°C, Rds(on): 95mOhm)
APFC Controller	Infineon ICE3PCS01G
Resonant Controller	Champion CU6901VAC
Topology	Primary side: APFC, Half-Bridge & LLC Resonant Converter Secondary side: [12V] Synchronous Rectification & [Minor Rails] DC-DC converters
Secondary Side	
+12V MOSFETs	8x SI40N10M
5V & 3.3V	DC-DC Converters: 4x Infineon BSC0906NS (30V, 40A @ 100°C, Rds(on): 4.5mOhm) PWM Controller(s): UPI-Semi uP3861P
Filtering Capacitors	Electrolytic: Rubycon (6-10,000 @ 105°C, ZLH) 8x Teapo (1-3,000 @ 105°C, SC) Teapo (2,000 @ 105°C, SH) Polymer: 35x Teapo
Supervisor IC	Weltrend WT7527RA (OVP, UVP, OCP, PG)
MCU	Geehy 32S030F6P6
Fan Power Transistor	STMicroelectronics 2SD882
Fan Model	Hong Hua HA13525H12F-Z (135mm, 12V, 0.50A, Fluid Dynamic Bearing Fan)
5VSB Circuit	
Rectifier	2x Infineon BSC0906NS (30V, 40A @ 100°C, Rds(on): 4.5mOhm) PFC P10V45SP SR(45V, 10A)
Standby PWM Controller	Si-Trend SI8016HSP8

Test Results

Temperature & Compliance Info

□□□□ (°C /°F)	28-32 / 82.4-89.6
□□ ErP Lot3/6□□	✓
□□ (EU) No 617/2013□□	✓
ALPM (Alternative Low Power Mode) compatible	✓
ATX v3.1 PSU Power Excursion	✓

Performance Summary

115V

Accredited	
□□□□ (>1450 load combinations)	89.320%
Average Noise Output (>1450 Load Combinations)	22.63dBA
PF□□□ (>1450 Load Combinations)	0.993
Efficiency With 10W (≤500W) or 2% (>500W) Load	65.943%
□□□□□□	0.0649W
Non-Accredited	
12V Ripple (Full Load)	23.22mV
5V Ripple (Full Load)	8.63mV
3.3V Ripple (Full Load)	9.63mV
5VSB Ripple (Full Load)	11.00mV
12V Load Regulation	0.86%
5V Load Regulation	0.22%
3.3V Load Regulation	0.21%
5VSB Load Regulation	3.68%
Inrush Current	35.700A

230V

Accredited	
□□□□ (>1450 load combinations)	91.148%
Average Noise Output (>1450 Load Combinations)	22.69dBA
PF□□□ (>1450 Load Combinations)	0.959
Efficiency With 10W (≤500W) or 2% (>500W) Load	67.597%
□□□□□□	0.1526W
Non-Accredited	
12V Ripple (Full Load)	22.62mV
5V Ripple (Full Load)	9.37mV
3.3V Ripple (Full Load)	9.95mV

5VSB Ripple (Full Load)		10.71mV
12V Load Regulation		0.91%
5V Load Regulation		0.18%
3.3V Load Regulation		0.21%
5VSB Load Regulation		3.70%
Inrush Current		65.960A
12V Transient Response (200%)		11.36V
5V Transient Response (200%)		4.899V
3.3V Transient Response (200%)		3.194V
5VSB Transient Response (200%)		4.949V
□□□□ & PG□□		27.20ms
AC Loss to PWR_OK Hold Up Time		21.20ms
PWR_OK Inactive to DC Loss Delay		6.00ms
PSU Timings: T1 (20% / 100%)	72.0ms	80.0ms
PSU Timings: T3 (20% / 100%)	126.0ms	126.0ms
12V OCP (29.7°C / 44.1°C)	98.60A (118.37%), 12.009V	100.60A (120.77%), 12.021V
5V OCP (29.7°C / 44.1°C)	24.5A (122.50%), 4.987V	23.9A (119.50%), 4.988V
3.3V OCP (29.7°C / 44.1°C)	23.9A (119.50%), 3.279V	22.9A (114.50%), 3.276V
5VSB OCP (29.7°C / 44.1°C)	4.5A (150.00%), 4.935V	4.5A (150.00%), 4.925V
OPP (29.40°C / 43.95°C)	117.54%	119.95%

□□□□ & PG□□

Hold-Up Time (ms)	27.2
AC Loss to PWR_OK Hold Up Time (ms)	21.2
PWR_OK Inactive to DC Loss Delay (ms)	6

Tables

115V

Detailed Results						
	Average	Min	Limit Min	Max	Limit Max	Result
Mains Voltage RMS:	115.09 V	115.04 V	113.85 V	115.14 V	116.15 V	PASS
Mains Frequency:	60.00 Hz	59.99 Hz	59.40 Hz	60.02 Hz	60.60 Hz	PASS
Mains Voltage CF:	1.416	1.415	1.340	1.419	1.490	PASS
Mains Voltage THD:	0.15 %	0.11 %	N/A	0.20 %	2.00 %	PASS
Real Power:	0.065 W	0.006 W	N/A	0.111 W	N/A	N/A
Apparent Power:	9.525 W	9.041 W	N/A	10.054 W	N/A	N/A
Power Factor:	0.010	N/A	N/A	N/A	N/A	N/A

230V

Detailed Results						
	Average	Min	Limit Min	Max	Limit Max	Result
Mains Voltage RMS:	231.04 V	230.95 V	227.70 V	231.12 V	232.30 V	PASS
Mains Frequency:	50.00 Hz	49.99 Hz	49.50 Hz	50.01 Hz	50.50 Hz	PASS
Mains Voltage CF:	1.417	1.416	1.340	1.419	1.490	PASS
Mains Voltage THD:	0.17 %	0.14 %	N/A	0.26 %	2.00 %	PASS
Real Power:	0.153 W	0.095 W	N/A	0.257 W	N/A	N/A
Apparent Power:	30.493 W	29.742 W	N/A	31.274 W	N/A	N/A
Power Factor:	0.005	N/A	N/A	N/A	N/A	N/A

□□□□□□

115V

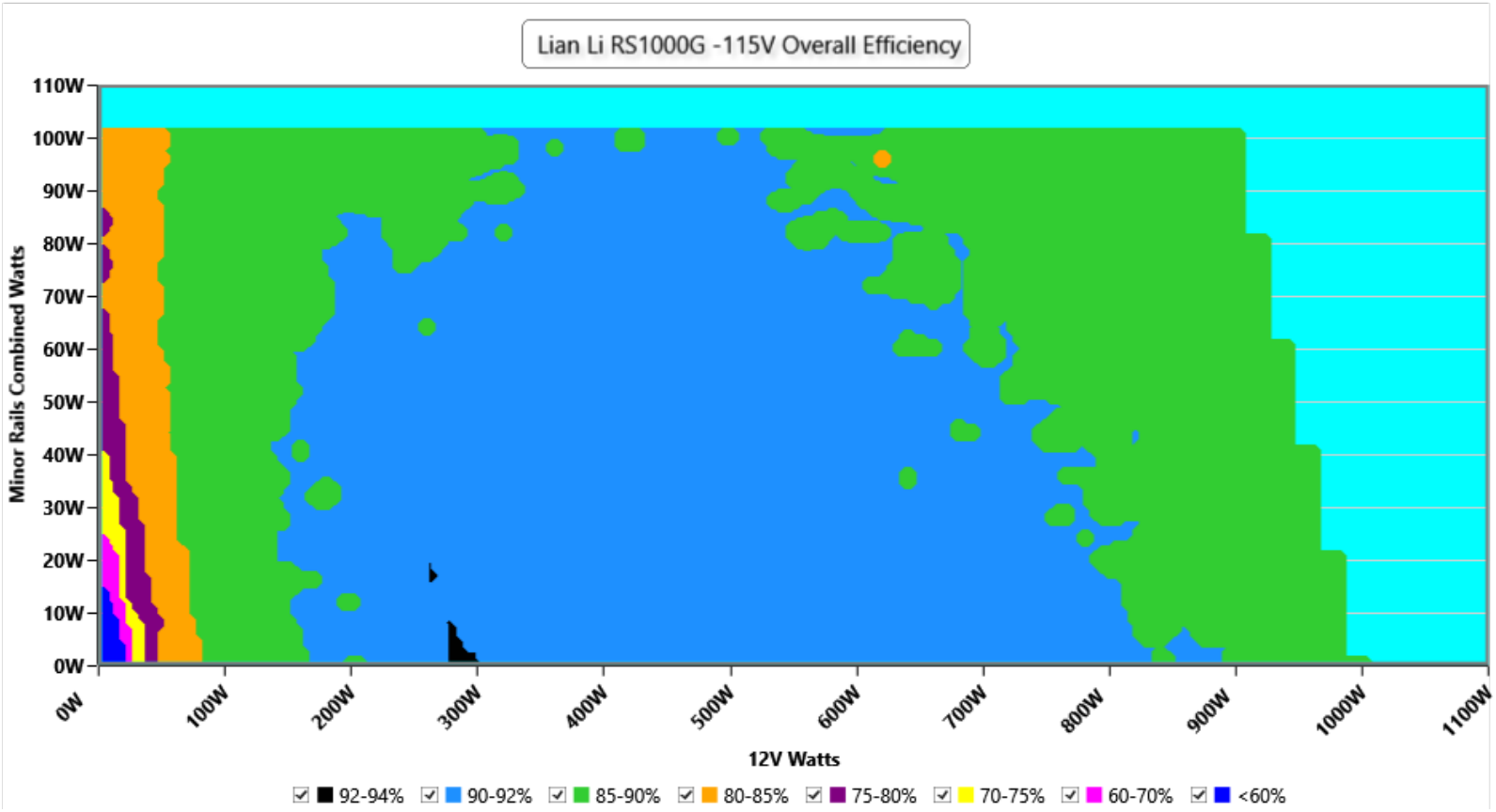

□□

This graph depicts the PSU`s efficiency throughout its entire operational range. For the generation of the efficiency and noise graphs we set our loaders to auto mode through our custom-made software before trying thousands of possible load combinations

230V

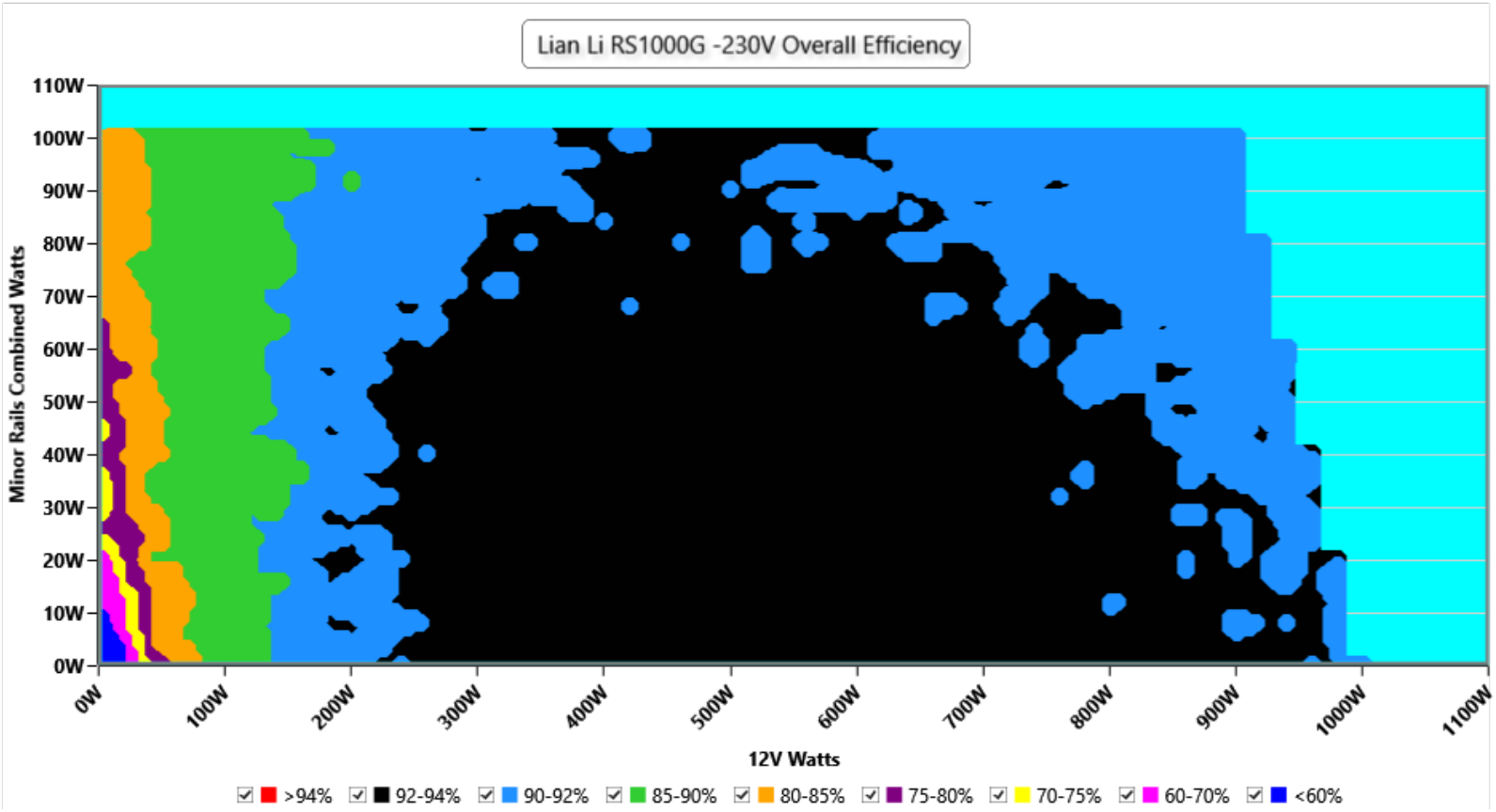

This graph depicts the PSU`s efficiency throughout its entire operational range. For the generation of the efficiency and noise graphs we set our loaders to auto mode through our custom-made software before trying thousands of possible load combinations

□□□□□

115V

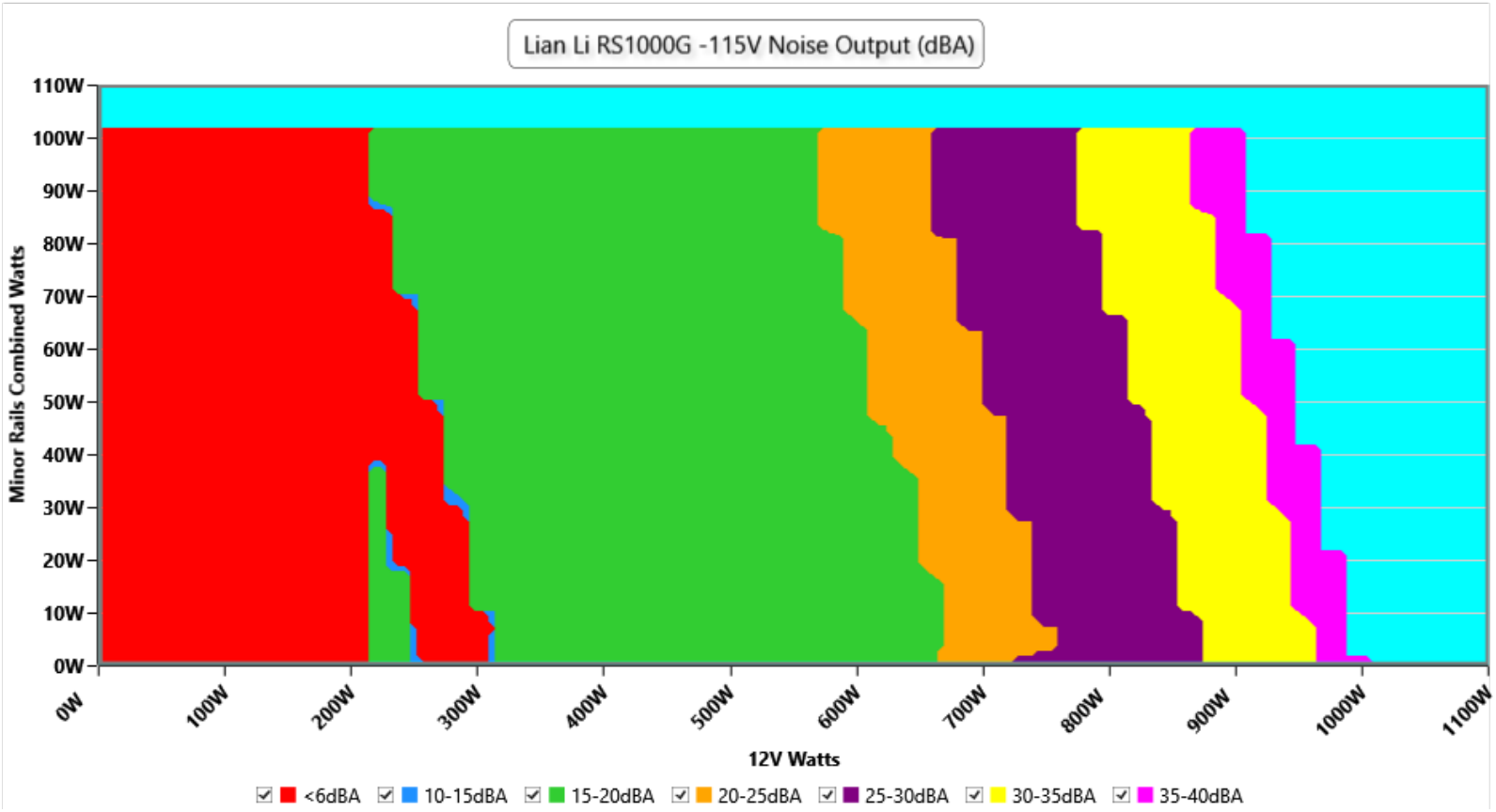

□□

The PSU`s noise in its entire operational range and under 30-32 °C ambient is depicted in this graph. The X axis represents the load on the +12V rail(s) while the Y axis is the load on the minor rails

230V

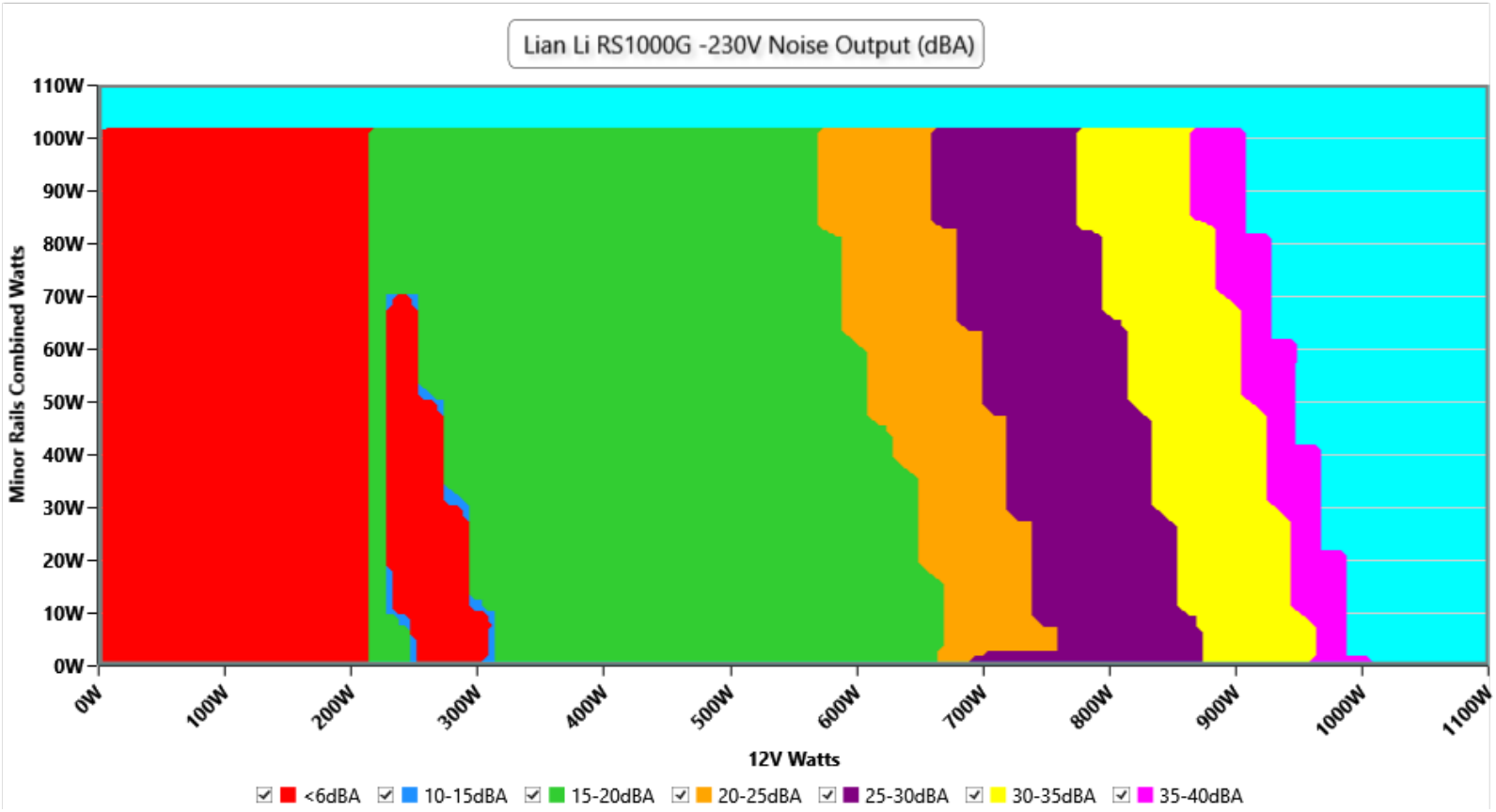

The PSU`s noise in its entire operational range and under 30-32 °C ambient is depicted in this graph. The X axis represents the load on the +12V rail(s) while the Y axis is the load on the minor rails

Conducted Emissions EN 55032 & CISPR 32

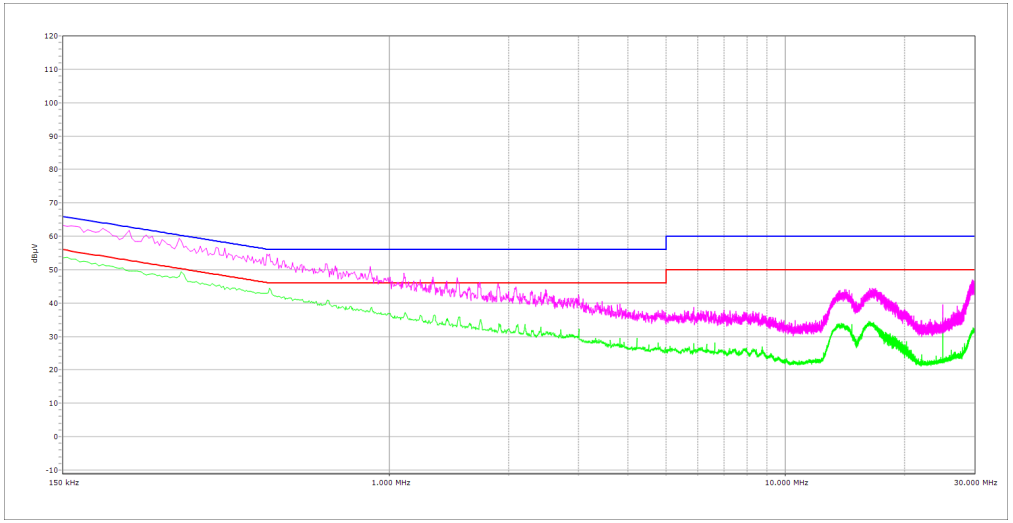

NEUTRAL

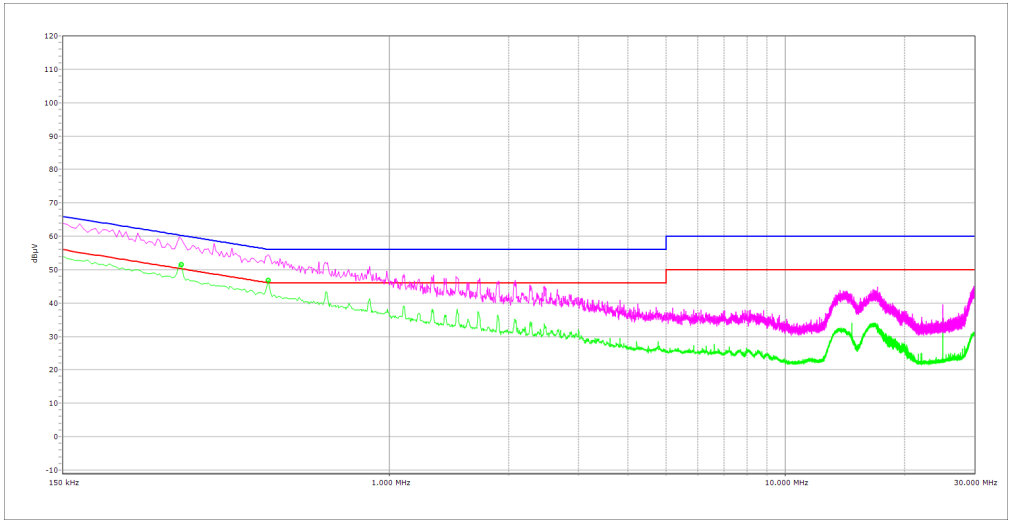

PHASE

Indicative Performance

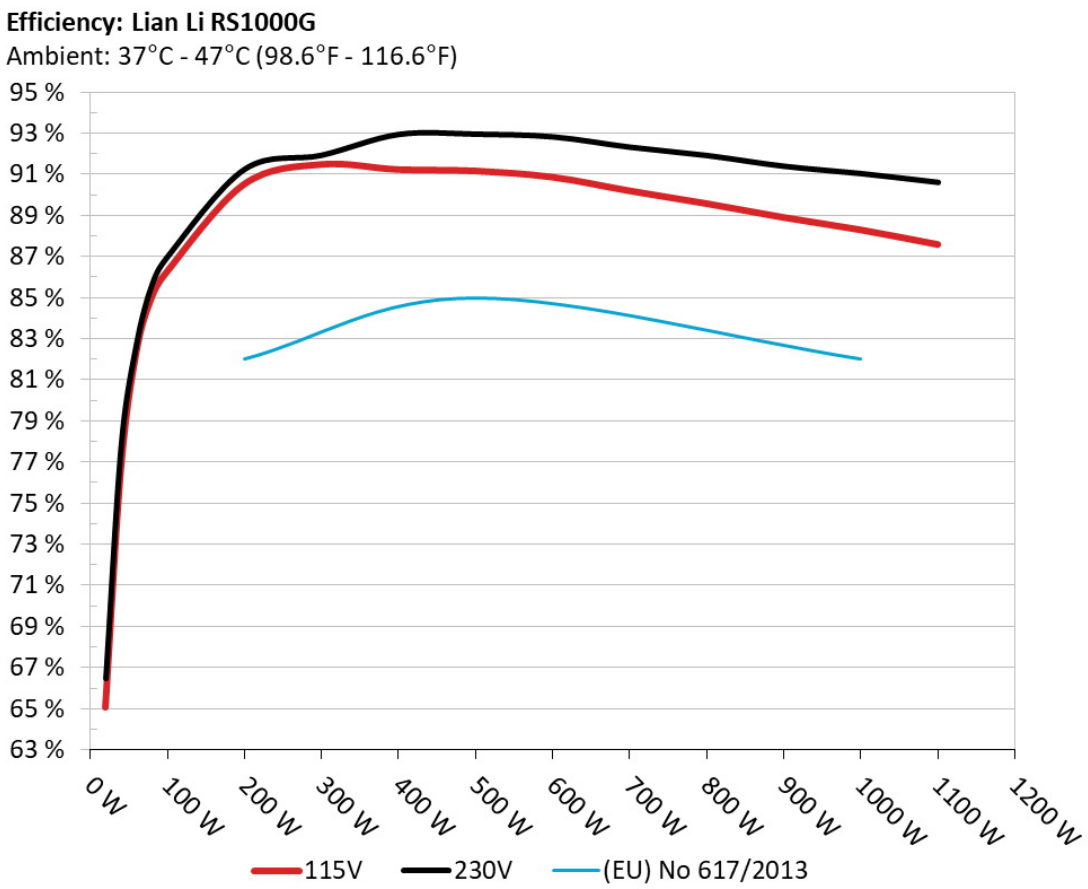

The PSU`s efficiency under high ambient temperatures with 115V and 230V input. For this graph the results of the 10-110% load regulation table are used

5Vsb□□□□

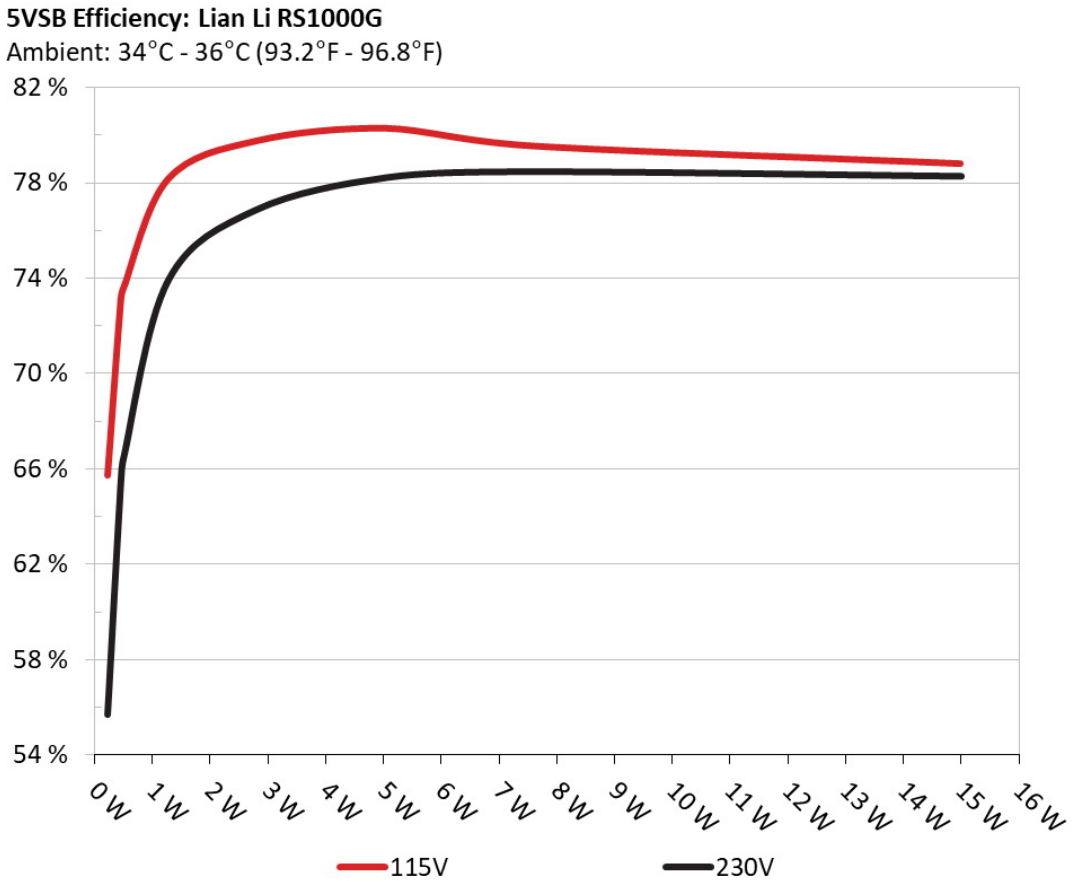

□□

This graph depicts the efficiency levels of the 5VSB rail with 115V and 230V input

□□□□ □□ 5Vsb □□ (ErP Lot3/6 & CEC)

115V

□□ #	5VSB	DC/AC (□)	□□	PF/AC □□
1	**0.045A**	0.23W	65.757%	0.041
	5.104V	0.35W		114.97V
2	**0.09A**	0.459W	73.125%	0.072
	5.102V	0.628W		114.97V
3	**0.55A**	2.798W	79.75%	0.285
	5.085V	3.509W		114.96V
4	**1A**	5.071W	80.277%	0.365
	5.069V	6.317W		114.97V
5	**1.5A**	7.579W	79.543%	0.412
	5.052V	9.528W		114.96V
6	**3A**	14.99W	78.802%	0.452
	4.996V	19.023W		114.96V

230V

□□ #	5VSB	DC/AC (□)	□□	PF/AC □□
1	**0.045A**	0.23W	55.701%	0.015
	5.103V	0.413W		230.09V
2	**0.09A**	0.459W	65.437%	0.025
	5.102V	0.702W		230.09V
3	**0.55A**	2.798W	76.848%	0.12
	5.085V	3.642W		230.01V
4	**1A**	5.071W	78.207%	0.193
	5.069V	6.483W		230V
5	**1.501A**	7.58W	78.447%	0.254
	5.051V	9.664W		229.99V
6	**3.001A**	14.996W	78.257%	0.348
	4.998V	19.164W		229.98V

Protection Features

OCP (Normal @ 29.7°C)	12V: 98.60A (118.37%), 12.009V 5V: 24.5A (122.50%), 4.987V 3.3V: 23.9A (119.50%), 3.279V 5VSB: 4.5A (150.00%), 4.935V
OCP (Hot @ 44.1°C)	12V: 100.60A (120.77%), 12.021V 5V: 23.9A (119.50%), 4.988V 3.3V: 22.9A (114.50%), 3.276V 5VSB: 4.5A (150.00%), 4.925V
OPP (Normal @ 29.4°C)	1175.44W (117.54%)
OPP (Hot @ 44.0°C)	1199.48W (119.95%)
OTP	✓ (115°C @ Heat Sink)
SCP	12V to Earth: ✓ 5V to Earth: ✓ 3.3V to Earth: ✓ 5VSB to Earth: ✓
PWR_OK	Proper Operation
UVP (Full Load @ 90V)	✓
UVP (No Damage @ 80V)	✓
Conducted Emissions EN55032 & CISPR 32	✓
NLO	✓
Fan Failure Protection	✗
SIP	Surge: MOV Inrush: NTC & Bypass Relay

Supplementary Tests (For Reference)

10-110%□□□□

115V

□□	12V	5V	3.3V	5VSB	DC/AC (□)	□□	□□□□ (RPM)	□□□□□□□ (dB[A])	□□ (□□ /□□)	PF/AC □□
10%	**6.473A**	**1.992A**	**1.993A**	**0.989A**	100.028	86.265%	0	<6.0	49.93°C	0.975
	12.116V	5.021V	3.312V	5.06V	115.955				40.35°C	114.94V
20%	**13.965A**	**2.989A**	**2.99A**	**1.19A**	199.991	90.51%	0	<6.0	50.87°C	0.986
	12.108V	5.02V	3.311V	5.045V	220.957				40.77°C	114.92V
30%	**21.826A**	**3.488A**	**3.492A**	**1.392A**	300.052	91.472%	675	16.4	41.09°C	0.997
	12.095V	5.019V	3.308V	5.03V	328.035				47.19°C	114.9V
40%	**29.715A**	**3.988A**	**3.992A**	**1.595A**	399.829	91.224%	675	16.4	41.56°C	0.997
	12.069V	5.017V	3.307V	5.016V	438.279				47.79°C	114.87V
50%	**37.236A**	**4.987A**	**4.991A**	**1.8A**	499.56	91.157%	675	16.4	42.35°C	0.998
	12.059V	5.015V	3.306V	5.001V	548.044				48.37°C	114.85V
60%	**44.833A**	**5.985A**	**5.991A**	**2.001A**	600.084	90.854%	676	16.4	42.61°C	0.998
	12.051V	5.014V	3.305V	4.986V	660.501				50.31°C	114.84V
70%	**52.380A**	**6.986A**	**6.99A**	**2.214A**	699.851	90.192%	880	24.3	43.04°C	0.999
	12.041V	5.012V	3.305V	4.97V	776.07				51.25°C	114.81V
80%	**60.004A**	**7.985A**	**7.981A**	**2.32A**	799.882	89.572%	1357	39	43.98°C	0.999
	12.032V	5.011V	3.308V	4.958V	892.979				52.54°C	114.78V
90%	**67.976A**	**8.483A**	**8.467A**	**2.426A**	899.631	88.902%	2066	49.7	44.94°C	0.999
	12.021V	5.011V	3.307V	4.947V	1011.836				49.02°C	114.75V
100%	**75.747A**	**8.984A**	**8.984A**	**3.052A**	999.668	88.297%	2064	50.1	45.65°C	0.999
	12.013V	5.01V	3.306V	4.915V	1132.117				51.98°C	114.71V
110%	**83.458A**	**9.985A**	**10.067A**	**3.058A**	1100.296	87.583%	2071	49.1	46.72°C	0.999
	12.006V	5.008V	3.307V	4.907V	1256.293				54.44°C	114.68V
CL1	**0.116A**	**11.983A**	**11.911A**	**0A**	101.315	80.891%	676	16.4	41.24°C	0.972
	12.083V	5.024V	3.333V	5.087V	125.243				47.05°C	114.95V

CL2	**0.116A**	**19.863A**	**0A**	**0A**	101.404	79.493%	675	16.4	40.1°C	0.975
	12.089V	5.034V	3.31V	5.091V	127.56				45.44°C	114.94V
CL3	**0.116A**	**0A**	**19.721A**	**0A**	67.397	73.538%	674	16.4	41.33°C	0.957
	12.087V	5.018V	3.346V	5.089V	91.649				45.81°C	114.95V
CL4	**83.163A**	**0A**	**0A**	**0A**	1000.209	89.026%	2073	49	45.08°C	0.999
	12.027V	5.008V	3.29V	5.043V	1123.492				51.35°C	114.71V

The results above are not used in the certification process

230V

□□	**12V**	**5V**	**3.3V**	**5VSB**	**DC/AC (□)**	□□	□□□□ **(RPM)**	□□□□□□□ **(dB[A])**	□□ **(□□ /□□)**	**PF/AC □□**
10%	**6.472A**	**1.992A**	**1.992A**	**0.989A**	100.026	87.004%	0	<6.0	49.04°C	0.866
	12.117V	5.022V	3.314V	5.058V	114.96				40.39°C	230.06V
20%	**13.963A**	**2.988A**	**2.987A**	**1.19A**	199.981	91.265%	0	<6.0	50.03°C	0.941
	12.109V	5.021V	3.314V	5.043V	219.179				40.75°C	230.07V
30%	**21.860A**	**3.486A**	**3.49A**	**1.392A**	300.044	91.948%	0	<6.0	45.07°C	0.961
	12.076V	5.021V	3.31V	5.029V	326.423				41.4°C	230.06V
40%	**29.712A**	**3.985A**	**3.989A**	**1.596A**	399.808	92.962%	675	16.4	41.64°C	0.974
	12.069V	5.021V	3.309V	5.014V	430.072				46.06°C	230.05V
50%	**37.236A**	**4.982A**	**4.987A**	**1.801A**	499.541	92.978%	676	16.4	42.37°C	0.978
	12.059V	5.02V	3.309V	4.999V	537.3				47.39°C	230.04V
60%	**44.829A**	**5.98A**	**5.985A**	**2.001A**	600.062	92.846%	676	16.4	42.93°C	0.979
	12.052V	5.019V	3.309V	4.984V	646.315				48.84°C	230.03V
70%	**52.376A**	**6.979A**	**6.983A**	**2.215A**	699.815	92.346%	881	24.3	43.24°C	0.975
	12.042V	5.017V	3.309V	4.968V	757.845				49.14°C	230.03V
80%	**60.001A**	**7.976A**	**7.979A**	**2.321A**	799.862	91.938%	1355	39	43.8°C	0.988
	12.032V	5.016V	3.309V	4.956V	870.124				49.56°C	230.01V
90%	**67.973A**	**8.477A**	**8.464A**	**2.427A**	899.656	91.415%	2069	49.3	44.63°C	0.993
	12.022V	5.014V	3.308V	4.945V	984.038				49.36°C	229.99V
100%	**75.749A**	**8.978A**	**8.982A**	**3.053A**	999.659	91.059%	2069	49.3	45.13°C	0.996
	12.013V	5.013V	3.307V	4.913V	1097.756				50.14°C	229.98V

110%	**83.454A**	**9.977A**	**10.069A**	**3.059A**	1100.28	90.629%	2073	49	47.06°C	0.997
	12.006V	5.012V	3.307V	4.905V	1213.871				52.69°C	229.96V
CL1	**0.116A**	**11.972A**	**11.914A**	**0A**	101.312	81.296%	676	16.4	41.68°C	0.867
	12.082V	5.028V	3.332V	5.087V	124.616				46.42°C	230.06V
CL2	**0.116A**	**19.852A**	**0A**	**0A**	101.402	79.964%	676	16.4	40.26°C	0.871
	12.089V	5.037V	3.308V	5.091V	126.807				45.49°C	230.07V
CL3	**0.116A**	**0A**	**19.735A**	**0A**	67.394	73.94%	676	16.4	40.34°C	0.797
	12.087V	5.018V	3.344V	5.089V	91.209				45.07°C	230.08V
CL4	**83.176A**	**0A**	**0A**	**0A**	1000.184	91.822%	2075	48.7	45.13°C	0.993
	12.025V	5.008V	3.289V	5.044V	1089.25				49.78°C	229.99V

The results above are not used in the certification process

20-80□□□□□

115V

□□	**12V**	**5V**	**3.3V**	**5VSB**	**DC/AC (□)**	□□	□□□□ **(RPM)**	□□□□□□□□ **(dB[A])**	□□ **(□□ /□□)**	**PF/AC □□**
20W	**1.226A**	**0.498A**	**0.498A**	**0.196A**	20.011	65.091%	0	<6.0	41.5°C	0.852
	12.113V	5.021V	3.312V	5.096V	30.766				36.63°C	114.95V
40W	**2.698A**	**0.697A**	**0.698A**	**0.295A**	40.007	76.66%	0	<6.0	43.76°C	0.928
	12.115V	5.021V	3.312V	5.091V	52.204				37.73°C	114.94V
60W	**4.170A**	**0.897A**	**0.897A**	**0.393A**	60.005	82.358%	0	<6.0	44.57°C	0.957
	12.116V	5.021V	3.311V	5.086V	72.903				38.11°C	114.94V
80W	**5.640A**	**1.096A**	**1.096A**	**0.492A**	79.974	85.01%	0	<6.0	45.69°C	0.964
	12.116V	5.021V	3.311V	5.08V	94.095				39.16°C	114.95V

The results above are not used in the certification process

230V

□□	12V	5V	3.3V	5VSB	DC/AC (□)	□□	□□□□ (RPM)	□□□□□□□ (dB[A])	□□ (□□ /□□)	PF/AC □□
20W	**1.226A**	**0.498A**	**0.498A**	**0.196A**	20.009	66.457%	0	<6.0	43.47°C	0.485
	12.116V	5.021V	3.313V	5.095V	30.257				36.74°C	230.07V
40W	**2.698A**	**0.697A**	**0.697A**	**0.295A**	40.006	77.832%	0	<6.0	45.49°C	0.658
	12.120V	5.022V	3.312V	5.09V	51.457				39.06°C	230.06V
60W	**4.170A**	**0.897A**	**0.897A**	**0.393A**	60.005	82.783%	0	<6.0	43.76°C	0.756
	12.116V	5.022V	3.312V	5.085V	72.517				38.38°C	230.06V
80W	**5.638A**	**1.096A**	**1.096A**	**0.492A**	79.97	85.647%	0	<6.0	45.06°C	0.817
	12.122V	5.022V	3.312V	5.079V	93.477				39.43°C	230.07V

The results above are not used in the certification process

□□□□

115V

Test	12V	5V	3.3V	5VSB	Pass/Fail
10% Load	15.82mV	7.40mV	3.77mV	6.22mV	Pass
20% Load	19.44mV	7.34mV	4.12mV	6.47mV	Pass
30% Load	20.86mV	8.11mV	4.68mV	7.13mV	Pass
40% Load	20.30mV	7.55mV	5.90mV	7.44mV	Pass
50% Load	19.84mV	7.86mV	5.04mV	8.10mV	Pass
60% Load	21.37mV	8.21mV	5.44mV	9.07mV	Pass
70% Load	22.08mV	8.42mV	8.85mV	9.38mV	Pass
80% Load	21.42mV	8.77mV	10.73mV	10.09mV	Pass
90% Load	22.44mV	8.37mV	10.63mV	10.34mV	Pass
100% Load	23.22mV	8.63mV	9.63mV	11.00mV	Pass
110% Load	24.65mV	9.25mV	10.18mV	11.20mV	Pass
Crossload1	16.03mV	7.31mV	7.98mV	5.61mV	Pass
Crossload2	16.69mV	7.60mV	4.27mV	6.01mV	Pass

Test	12V	5V	3.3V	5VSB	Pass/Fail
Crossload3	25.24mV	7.19mV	9.61mV	6.11mV	Pass
Crossload4	22.80mV	8.25mV	6.51mV	10.18mV	Pass

The results above are not used in the certification process

230V

Test	12V	5V	3.3V	5VSB	Pass/Fail
10% Load	15.62mV	7.60mV	3.81mV	6.47mV	Pass
20% Load	18.83mV	7.40mV	4.02mV	6.88mV	Pass
30% Load	49.31mV	7.91mV	5.09mV	7.08mV	Pass
40% Load	18.27mV	8.26mV	5.85mV	7.49mV	Pass
50% Load	19.28mV	7.50mV	5.34mV	8.20mV	Pass
60% Load	20.30mV	7.96mV	5.34mV	8.66mV	Pass
70% Load	20.56mV	8.42mV	9.10mV	9.27mV	Pass
80% Load	23.20mV	8.57mV	10.78mV	9.68mV	Pass
90% Load	22.44mV	8.52mV	10.12mV	10.54mV	Pass
100% Load	22.62mV	9.37mV	9.95mV	10.71mV	Pass
110% Load	24.03mV	8.88mV	10.52mV	11.30mV	Pass
Crossload1	16.91mV	8.35mV	8.23mV	6.72mV	Pass
Crossload2	16.64mV	8.37mV	4.32mV	6.22mV	Pass
Crossload3	25.54mV	7.45mV	9.81mV	6.01mV	Pass
Crossload4	21.59mV	8.75mV	6.72mV	10.17mV	Pass

The results above are not used in the certification process









Lian Li RS1000G

Top side

Power specifications label

Fan

PSU Internals

本测试报告中包含的所有数据和图表均可在以下条件下由任何人使用：使用过程需提及测试结果由
在任何情况下都应提供原始测试结果文档的网站链接

Cybenetics提供。

Cybenetics 提供自愿性认证计划：电源方面有 ETA（效率）、LAMBDA（噪声）与 SAFE（安全与正确运行）；散热产品方面有 DELTA（机箱隔音）与 PHI（风扇风量与静压）

CYBENETICS LTD Syrou 6, Latsia, 2231, Nicosia Cyprus

www.cybenetics.com - info@cybenetics.com