CHIEFTEC

Chieftec Vega M 850W

2525050010991850SGD1F20004732

Lab ID CF85002943

Certification ID 252943

Test Result Report ID: 25PS2943A

Certificate Issue Date: Sep 3, 2025

Scheme: ETA-EMI PSU

115V



230V



115V



230V



Scheme: LAMBDA PSU



Outside Validation Scope



General Information

Test Equipment

Electronic Loads	Chroma 63601-5 x2 Chroma 63600-2 Chroma 63640-80-80 x10 Chroma 63610-80-20
AC Sources	Chroma 6530, APM SP300VAC4000W-P, GW Instek ASR-3500
Power Analyzers	Rohde & Schwarz HMC8015 & NPA701
Oscilloscopes	Picoscope 4444, Siglent SDS2104X PLUS
Sound Analyzer	Bruel & Kjaer 2270 G4
Microphone	Bruel & Kjaer Type 4955-A
Temperature Logger	Picoscope TC-08
Tachometer	UNI-T UT372
Multimeters	Keysight 34465A
EMI Analyzer	TekBox TBMR-110M-EU
Isolation Transformer	4kVA
UPS	FSP Champ Tower 3kVA, CyberPower OLS3000E 3kVA
Testing Methodology	Cybenetics PSU Test Protocol

DUT Information(Non-accredited measurements)

Product Identification Details	
Brand	Chieftec
Model	Vega M 850W
OEM/ODM	High Power
Serial Number	2525050010991850SGD1F20004732
Product Specifications	
Manufacturer-Provided Information	
□□□□ (Vrms)	100-240
□□□□ (Arms)	6-12

□□□□ (Hz)	50-60
□□□□ (W)	850
Operating Temperature (Continuous Full Load) (°C)	
□□	ATX12V
□□□□	Fully Modular
Warranty	-
Cybenetics Measurements	
Dimensions (W x H x D)	
Weight	
□□	135mm Fluid Dynamic Bearing Fan (PL4Z S1352512H)
□□□□□	✗
Cybenetics Testing Information	
Lab ID	CF85002943
Date of receipt	Jul 14, 2025
Testing Date	Sep 1, 2025
Report Issued Date	Sep 3, 2025
Engineer Name	-
Authorized By the Laboratory Technical Manager	Aristeidis Bitziopoulos
Signature	

□□□□ (Non-accredited measurements)

□□□□				
□□	□□□	□□□□□	**Gauge**	Cable Type
ATX □□ 24 pin (600mm)	1	1	18AWG	Tinned Copper
8 pin EPS 12V □□ (650mm) / 4+4 pin EPS 12V □□ (+150mm)	1	1 / 1	18AWG	Tinned Copper
6+2pin PCIe□□ (650mm+150mm)	2	4	18AWG	Tinned Copper
12+4 pin PCIe (610mm) (600W)	1	1	16-24AWG	Tinned Copper
SATA□□ (400mm+155mm+155mm)	2	6	18AWG	Tinned Copper
4-pin Molex (400mm+155mm+155mm)	1	3	18AWG	Tinned Copper
AC Power Cord (1370mm) - C13 coupler	1	1	16AWG	-

Protection Features(Manufacturer)

Over Power Protection	✓
Over Current (+12V) Protection	✓
Over Temperature Protection	✓
Short Circuit Protection	✓
Surge Protection	✓
Inrush Current Protection	✓
Fan Failure Protection	✗

□□□□

□		3.3V	5V	12V	5VSB	-12V
□□□□	□□	20	20	70.8	3	0.3
	□	100		850	15	3.6
□□□□□ (W)		850				

Parts Description

General Data	
Manufacturer (OEM)	High Power
PCB Type	Double-Sided
Primary Side	
Transient Filter	4x Y caps, 2x X caps, 2x CM chokes, 1x MOV, 1x MPS HF81 (X Capacitor Bleeder)
Inrush Protection	NTC Thermistor SCK-057 (5 Ohm @ 25°C) & Relay
Bridge Rectifier	2x HY GBU1006F (600V, 10A @ 100°C)
APFC MOSFETs	2x Sanrise Tech SRC60R108BS (650V, 14A @ 125°C, Rds(on): 108mOhm)
APFC Boost Diode	Macrocore Semiconductor HX1D08065A
Bulk Cap(s)	Teapo (420V, 680uF, 2000h @ 105°C, LS)
Main Switchers	2x Wuhan Xinyuan CWS60R099B (600V, 25A @ 100°C, Rds(on): 0.099Ohm)
APFC Controller	Infineon ICE3PCSO1G
Resonant Controller	Champion CU6901VAC

Topology	Primary side: APFC, Half-Bridge & LLC Resonant Converter Secondary side: [12V] Synchronous Rectification & [Minor Rails] DC-DC converters
Secondary Side	
+12V MOSFETs	6x Toshiba TPHR8504PL (40V, 340A @ 100°C, Rds(on): 0.85mOhm)
5V & 3.3V	DC-DC Converters: 4x Vishay SiRA12BDP (30V, 59A @ 100°C, Rds(on): 0.0043Ohm) PWM Controller(s): UPI-Semi uP3861P
Filtering Capacitors	Electrolytic: 9x Teapo (1-3,000 @ 105°C, SC) Teapo (1,000 @ 105°C, SEK) Polymer: 22x Teapo
Supervisor IC	Weltrend WT7527RA (OVP, UVP, OCP, PG)
Fan Model	Globe Fan RL4Z S1352512H (135mm, 12V, 0.33A, Fluid Dynamic Bearing Fan)
5VSB Circuit	
Synchronous Rectifier IC	Shenzhen LP3510
Standby PWM Controller	Si-Trend SI8016HSP8

Test Results

Temperature & Compliance Info

□□□□ (°C /°F)	28-32 / 82.4-89.6
□□ ErP Lot3/6□□	✓
□□ (EU) No 617/2013□□	✓
ALPM (Alternative Low Power Mode) compatible	✓
ATX v3.1 PSU Power Excursion	✓

Performance Summary

115V

Accredited	
□□□□ (>1450 load combinations)	88.820%
Average Noise Output (>1450 Load Combinations)	24.96dBA

PF□□□ (>1450 Load Combinations)	0.993
Efficiency With 10W (≤500W) or 2% (>500W) Load	73.254%
□□□□□□	0.0757W
Non-Accredited	
12V Ripple (Full Load)	20.58mV
5V Ripple (Full Load)	18.57mV
3.3V Ripple (Full Load)	20.08mV
5VSB Ripple (Full Load)	11.90mV
12V Load Regulation	1.38%
5V Load Regulation	0.64%
3.3V Load Regulation	0.58%
5VSB Load Regulation	3.48%
Inrush Current	33.240A

230V

Accredited	
□□□□ (>1450 load combinations)	90.596%
Average Noise Output (>1450 Load Combinations)	25.44dBA
PF□□□ (>1450 Load Combinations)	0.965
Efficiency With 10W (≤500W) or 2% (>500W) Load	75.327%
□□□□□□	0.1449W
Non-Accredited	
12V Ripple (Full Load)	15.65mV
5V Ripple (Full Load)	10.30mV
3.3V Ripple (Full Load)	13.29mV
5VSB Ripple (Full Load)	8.55mV
12V Load Regulation	1.22%
5V Load Regulation	0.60%
3.3V Load Regulation	0.46%
5VSB Load Regulation	3.51%
Inrush Current	66.610A
12V Transient Response (200%)	11.37V

5V Transient Response (200%)		4.917V
3.3V Transient Response (200%)		3.197V
5VSB Transient Response (200%)		4.986V
□□□□ & PG□□		19.60ms
AC Loss to PWR_OK Hold Up Time		14.80ms
PWR_OK Inactive to DC Loss Delay		4.80ms
PSU Timings: T1 (20% / 100%)	101.0ms	82.0ms
PSU Timings: T3 (20% / 100%)	123.0ms	122.0ms
12V OCP (30.4°C / 42.1°C)	100.00A (141.24%), 11.905V	91.80A (129.66%), 11.925V
5V OCP (30.4°C / 42.1°C)	25.9A (129.50%), 5.008V	25.37A (126.85%), 5.01V
3.3V OCP (30.4°C / 42.1°C)	26.1A (130.50%), 3.301V	25.7A (128.50%), 3.302V
5VSB OCP (30.4°C / 42.1°C)	5.101A (170.03%), 4.97V	5.001A (166.70%), 4.969V
OPP (31.29°C / 43.68°C)	139.43%	128.84%

□□□□ & PG□□

Hold-Up Time (ms)	19.6
AC Loss to PWR_OK Hold Up Time (ms)	14.8
PWR_OK Inactive to DC Loss Delay (ms)	4.8

□□□□

Tables

115V

Detailed Results						
	Average	Min	Limit Min	Max	Limit Max	Result
Mains Voltage RMS:	114.83 V	114.78 V	113.85 V	114.88 V	116.15 V	PASS
Mains Frequency:	60.00 Hz	59.98 Hz	59.40 Hz	60.02 Hz	60.60 Hz	PASS
Mains Voltage CF:	1.419	1.418	1.340	1.420	1.490	PASS
Mains Voltage THD:	0.14 %	0.12 %	N/A	0.19 %	2.00 %	PASS

Real Power:	0.076 W	0.069 W	N/A	0.083 W	N/A	N/A
Apparent Power:	7.375 W	7.355 W	N/A	7.397 W	N/A	N/A
Power Factor:	0.010	N/A	N/A	N/A	N/A	N/A

230V

Detailed Results						
	Average	Min	Limit Min	Max	Limit Max	Result
Mains Voltage RMS:	229.86 V	229.78 V	227.70 V	229.90 V	232.30 V	PASS
Mains Frequency:	50.00 Hz	50.00 Hz	49.50 Hz	50.01 Hz	50.50 Hz	PASS
Mains Voltage CF:	1.418	1.418	1.340	1.419	1.490	PASS
Mains Voltage THD:	0.15 %	0.13 %	N/A	0.18 %	2.00 %	PASS
Real Power:	0.145 W	0.133 W	N/A	0.166 W	N/A	N/A
Apparent Power:	24.887 W	24.848 W	N/A	24.916 W	N/A	N/A
Power Factor:	0.006	N/A	N/A	N/A	N/A	N/A

□□□□□□

115V

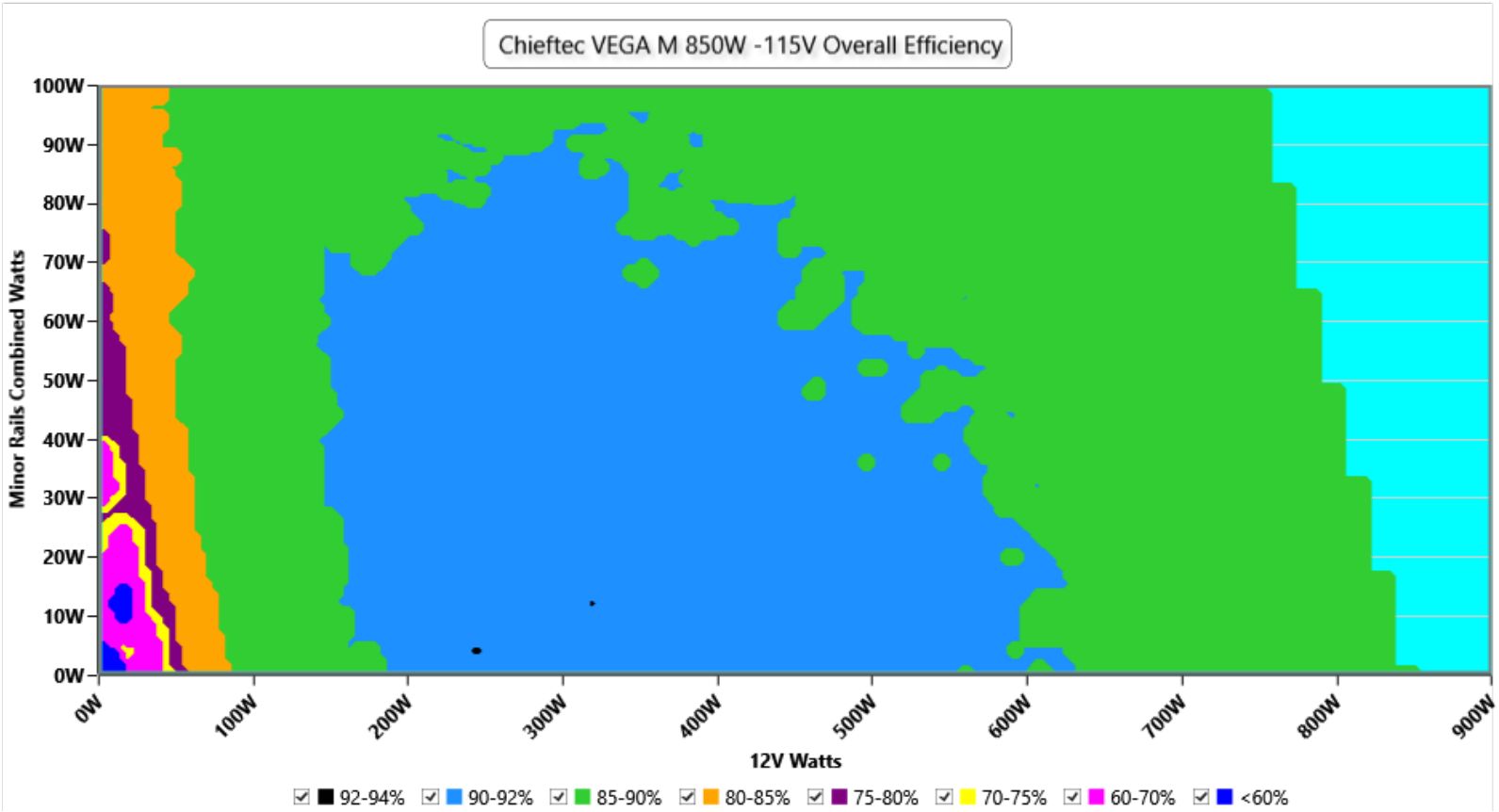

□□

This graph depicts the PSU`s efficiency throughout its entire operational range. For the generation of the efficiency and noise graphs we set our loaders to auto mode through our custom-made software before trying thousands of possible load combinations

230V

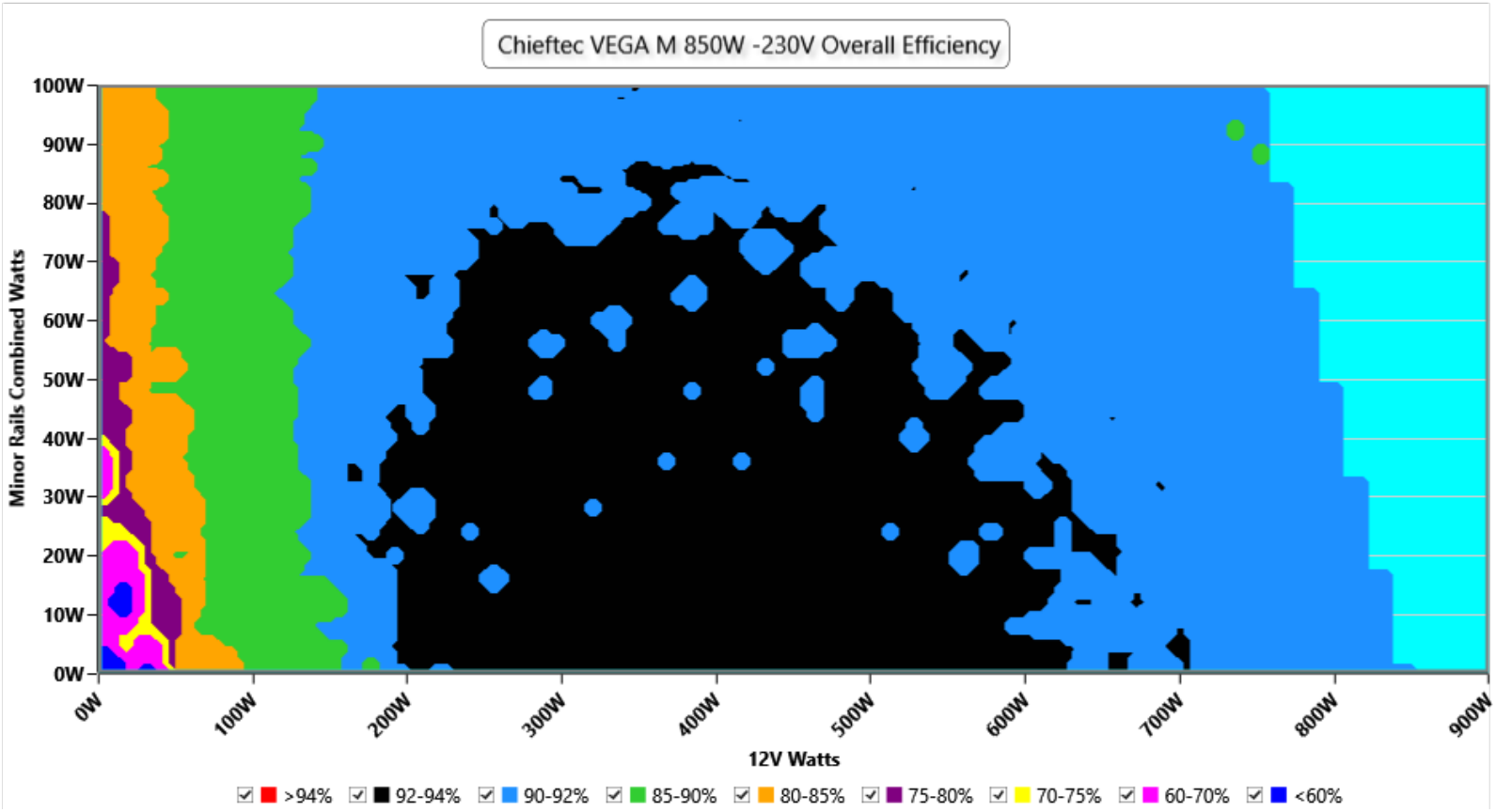

This graph depicts the PSU`s efficiency throughout its entire operational range. For the generation of the efficiency and noise graphs we set our loaders to auto mode through our custom-made software before trying thousands of possible load combinations

□□□□□

115V

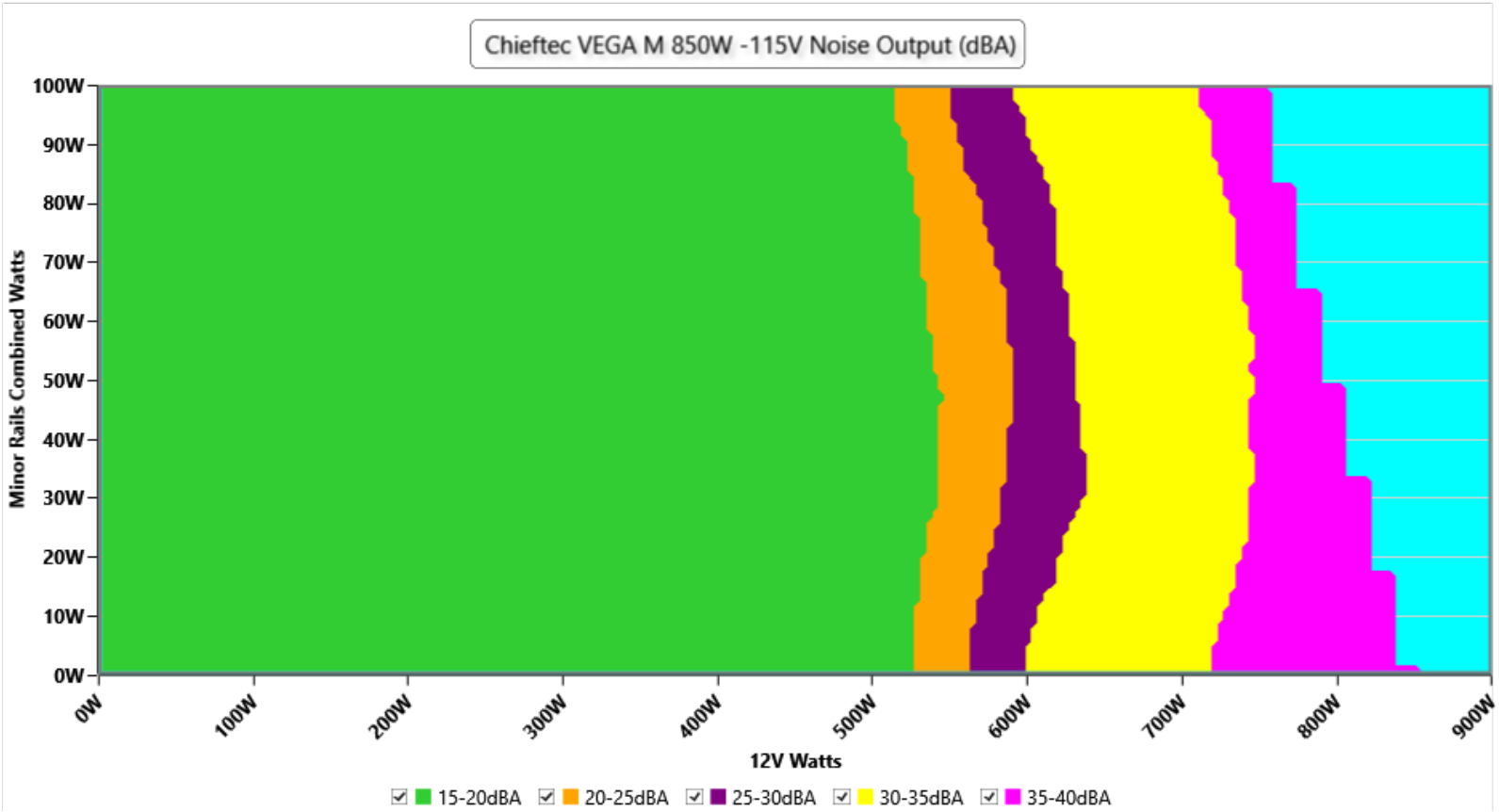

□□

The PSU`s noise in its entire operational range and under 30-32 °C ambient is depicted in this graph. The X axis represents the load on the +12V rail(s) while the Y axis is the load on the minor rails

230V

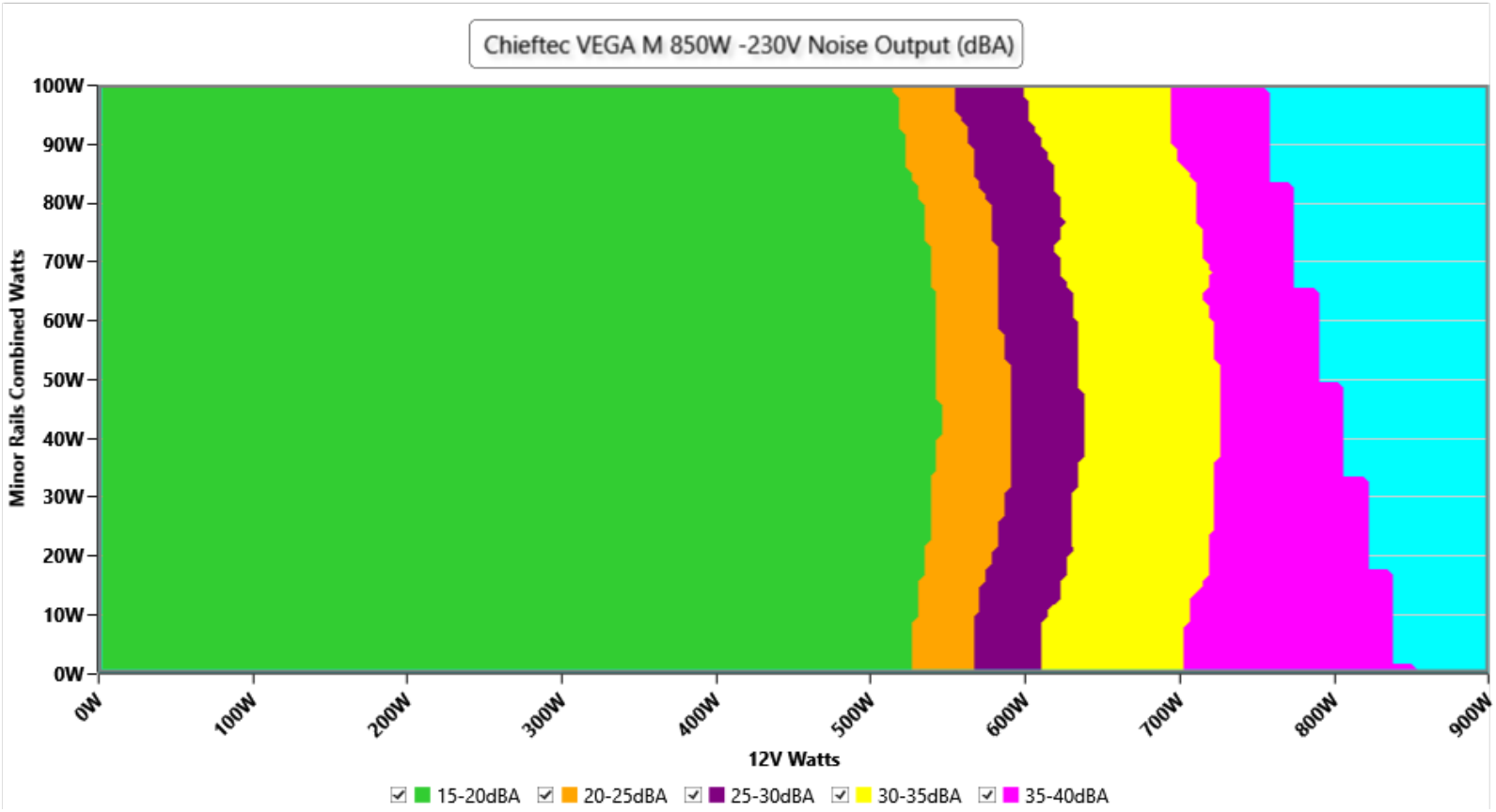

The PSU`s noise in its entire operational range and under 30-32 °C ambient is depicted in this graph. The X axis represents the load on the +12V rail(s) while the Y axis is the load on the minor rails

Conducted Emissions EN 55032 & CISPR 32

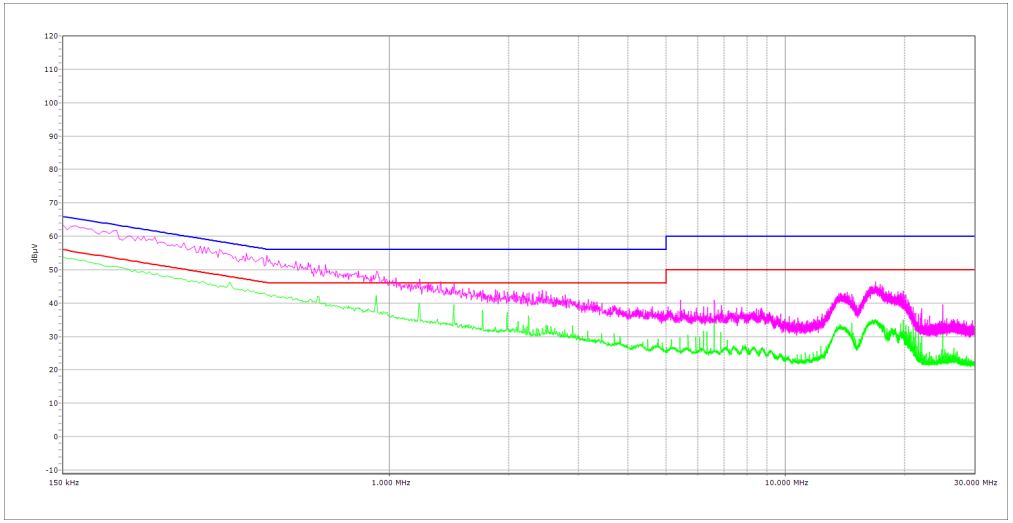

NEUTRAL

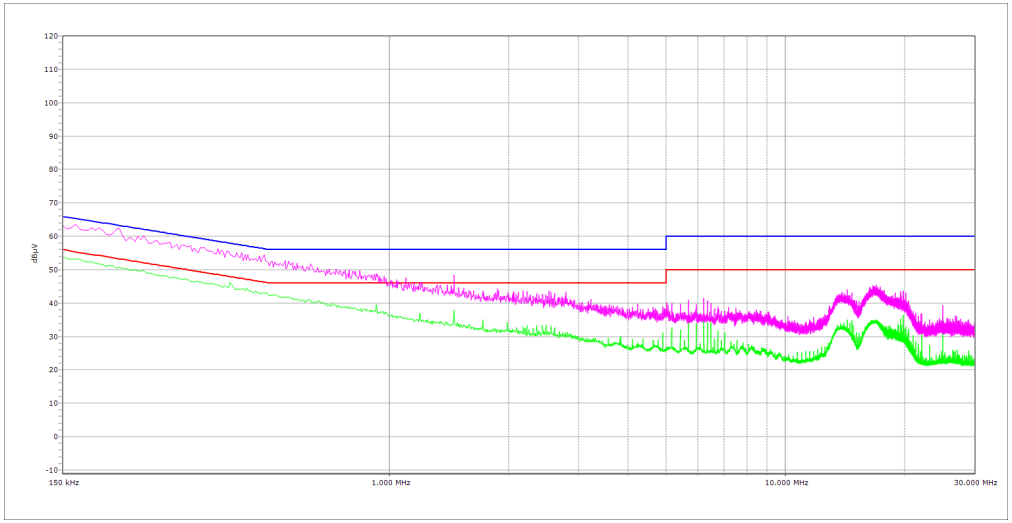

PHASE

Indicative Performance

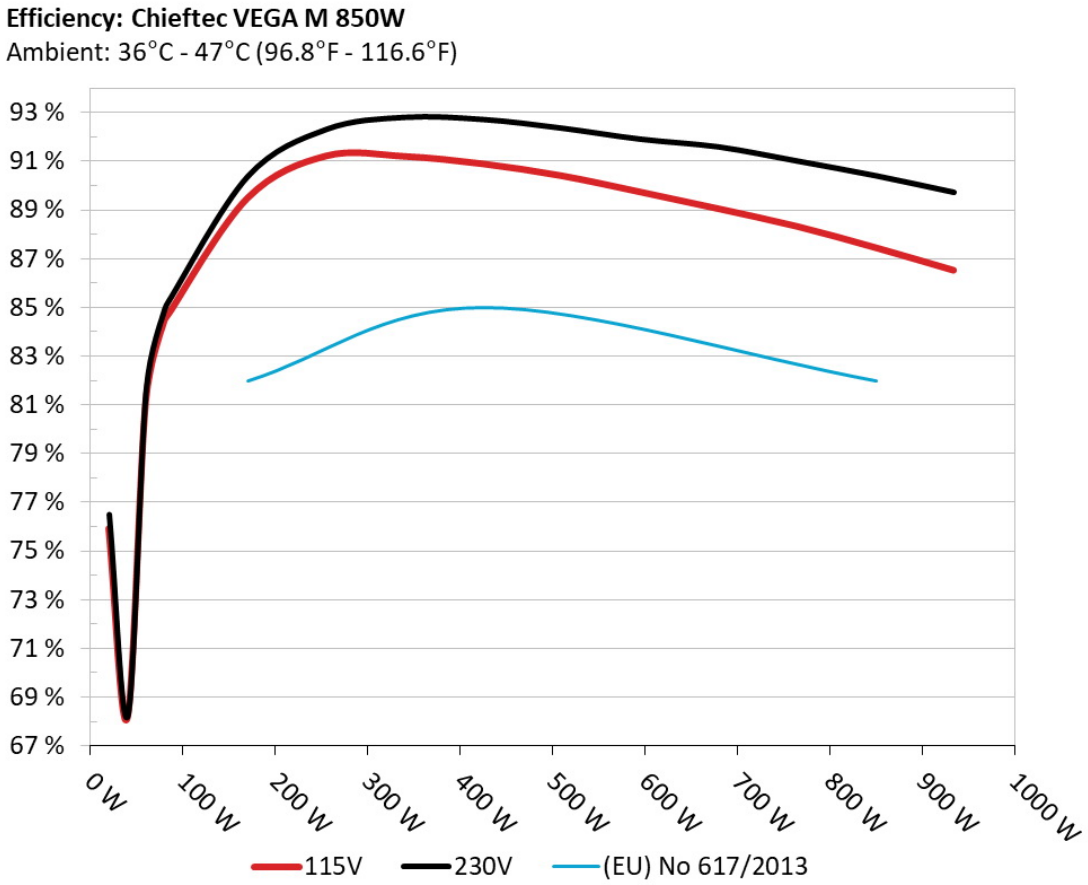

The PSU`s efficiency under high ambient temperatures with 115V and 230V input. For this graph the results of the 10-110% load regulation table are used

5Vsb□□□□

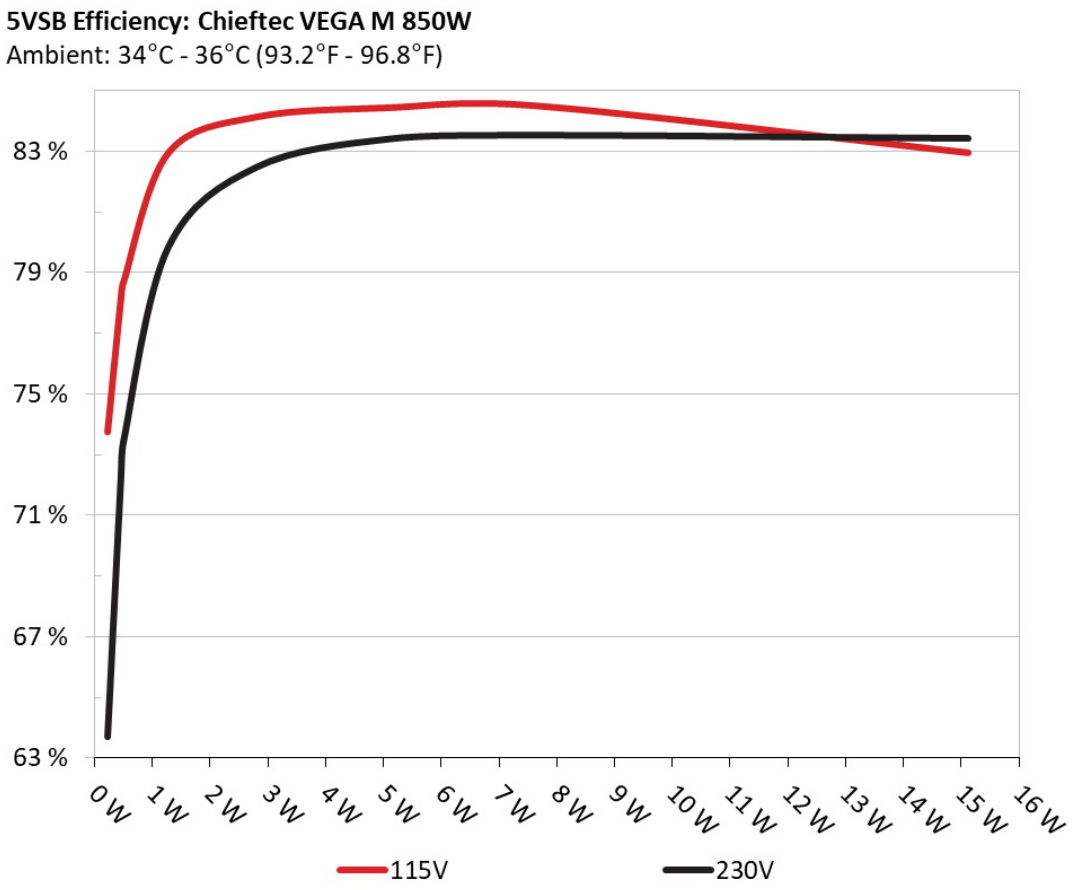

□□

This graph depicts the efficiency levels of the 5VSB rail with 115V and 230V input

□□□□ □□ 5Vsb □□ (ErP Lot3/6 & CEC)

115V

□□ #	5VSB	DC/AC (□)	□□	PF/AC □□
1	**0.045A**	0.23W	73.764%	0.042
	5.116V	0.309W		115.08V
2	**0.09A**	0.46W	78.152%	0.078
	5.115V	0.589W		115.08V
3	**0.55A**	2.807W	84.133%	0.304
	5.102V	3.337W		115.07V
4	**1A**	5.091W	84.435%	0.389
	5.091V	6.03W		115.07V
5	**1.5A**	7.617W	84.504%	0.428
	5.077V	9.013W		115.07V
6	**3A**	15.112W	82.955%	0.485
	5.037V	18.218W		115.07V

230V

□□ #	5VSB	DC/AC (□)	□□	PF/AC □□
1	**0.045A**	0.23W	63.713%	0.015
	5.116V	0.361W		230.22V
2	**0.09A**	0.46W	72.241%	0.027
	5.115V	0.637W		230.22V
3	**0.55A**	2.807W	82.482%	0.132
	5.102V	3.403W		230.22V
4	**1A**	5.091W	83.409%	0.209
	5.09V	6.103W		230.22V
5	**1.5A**	7.616W	83.534%	0.27
	5.077V	9.116W		230.22V
6	**3A**	15.112W	83.432%	0.36
	5.037V	18.113W		230.22V

Protection Features

OCP (Normal @ 30.4°C)	12V: 100.00A (141.24%), 11.905V 5V: 25.9A (129.50%), 5.008V 3.3V: 26.1A (130.50%), 3.301V 5VSB: 5.101A (170.03%), 4.97V
OCP (Hot @ 42.1°C)	12V: 91.80A (129.66%), 11.925V 5V: 25.37A (126.85%), 5.01V 3.3V: 25.7A (128.50%), 3.302V 5VSB: 5.001A (166.70%), 4.969V
OPP (Normal @ 31.3°C)	1185.19W (139.43%)
OPP (Hot @ 43.7°C)	1095.17W (128.84%)
OTP	✓ (117°C @ Heat Sink)
SCP	12V to Earth: ✓ 5V to Earth: ✓ 3.3V to Earth: ✓ 5VSB to Earth: ✓ -12V to Earth: ✓
PWR_OK	Proper Operation
UVP (Full Load @ 90V)	✓
UVP (No Damage @ 80V)	✓
Conducted Emissions EN55032 & CISPR 32	✓
NLO	✓
Fan Failure Protection	✗
SIP	Surge: MOV Inrush: NTC & Bypass Relay

Supplementary Tests (For Reference)

10-110%□□□□

115V

□□	12V	5V	3.3V	5VSB	DC/AC (□)	□□	□□□□ (RPM)	□□□□□□□ (dB[A])	□□ (□□ /□□)	PF/AC □□
10%	**5.271A**	**1.995A**	**1.993A**	**0.985A**	84.999	84.742%	621	18.5	40.3°C	0.972
	12.028V	5.013V	3.311V	5.077V	100.282				42.8°C	115.1V
20%	**11.571A**	**2.994A**	**2.992A**	**1.185A**	169.921	89.463%	623	18.6	40.89°C	0.986
	12.015V	5.01V	3.309V	5.063V	189.949				43.18°C	115.07V
30%	**18.262A**	**3.495A**	**3.493A**	**1.386A**	254.921	91.198%	623	18.6	41.17°C	0.996
	11.985V	5.008V	3.307V	5.049V	279.534				44.84°C	115.03V
40%	**24.963A**	**3.996A**	**3.994A**	**1.589A**	340.003	91.183%	623	18.6	41.73°C	0.996
	11.970V	5.006V	3.305V	5.034V	372.856				45.52°C	115V
50%	**31.302A**	**4.999A**	**4.996A**	**1.793A**	424.762	90.874%	631	18.5	42.49°C	0.997
	11.957V	5.002V	3.303V	5.019V	467.449				47.55°C	114.97V
60%	**37.642A**	**6.003A**	**5.999A**	**1.999A**	509.3	90.393%	818	27.3	42.64°C	0.997
	11.941V	4.998V	3.301V	5.004V	563.394				47.63°C	114.93V
70%	**44.063A**	**7.009A**	**7.003A**	**2.205A**	594.618	89.726%	1036	34.3	43.07°C	0.998
	11.927V	4.994V	3.299V	4.988V	662.733				49.15°C	114.9V
80%	**50.499A**	**8.015A**	**8.007A**	**2.311A**	679.441	89.036%	1211	38.7	43.64°C	0.998
	11.912V	4.99V	3.297V	4.975V	763.161				50.37°C	114.86V
90%	**57.349A**	**8.52A**	**8.498A**	**2.418A**	764.869	88.311%	1360	41.7	44.82°C	0.998
	11.899V	4.988V	3.295V	4.962V	866.165				51.82°C	114.83V
100%	**63.951A**	**9.026A**	**9.02A**	**3.039A**	849.676	87.438%	1452	44	45.32°C	0.998
	11.885V	4.985V	3.292V	4.936V	971.79				53.05°C	114.79V
110%	**70.427A**	**10.037A**	**10.12A**	**3.046A**	934.257	86.511%	1455	44.2	46.53°C	0.998
	11.871V	4.981V	3.29V	4.924V	1079.937				55.6°C	114.76V
CL1	**0.115A**	**12.068A**	**11.986A**	**0A**	101.284	81.449%	680	21.1	41.35°C	0.977
	12.016V	4.988V	3.312V	5.083V	124.361				46.63°C	115.08V

CL2	**0.115A**	**20.14A**	**0A**	**0A**	101.355	79.977%	631	18.5	41.33°C	0.978
	12.024V	4.964V	3.312V	5.091V	126.8				46.58°C	115.08V
CL3	**0.115A**	**0A**	**19.948A**	**0A**	67.375	74.569%	626	18.5	41.06°C	0.969
	12.022V	5.019V	3.308V	5.086V	90.336				45.27°C	115.09V
CL4	**71.424A**	**0A**	**0A**	**0A**	849.434	88.125%	1412	42.8	45.58°C	0.998
	11.894V	5.011V	3.291V	5.035V	963.916				52.4°C	114.79V

The results above are not used in the certification process

230V

□□	**12V**	**5V**	**3.3V**	**5VSB**	**DC/AC (□)**	□□	□□□□ **(RPM)**	□□□□□□□ **(dB[A])**	□□ **(□□ /□□)**	**PF/AC □□**
10%	**5.273A**	**1.994A**	**1.993A**	**0.985A**	85.004	85.289%	627	18.5	40.28°C	0.848
	12.026V	5.014V	3.311V	5.077V	99.699				43.57°C	230.25V
20%	**11.573A**	**2.993A**	**2.991A**	**1.185A**	169.939	90.369%	629	18.4	40.79°C	0.942
	12.014V	5.011V	3.31V	5.062V	188.045				44.75°C	230.24V
30%	**18.278A**	**3.494A**	**3.492A**	**1.387A**	254.943	92.296%	628	18.4	41.46°C	0.967
	11.976V	5.009V	3.308V	5.048V	276.234				46.5°C	230.23V
40%	**24.989A**	**3.995A**	**3.993A**	**1.589A**	340.034	92.792%	630	18.5	41.67°C	0.977
	11.959V	5.007V	3.306V	5.034V	366.481				47.74°C	230.22V
50%	**31.309A**	**4.997A**	**4.993A**	**1.793A**	424.86	92.703%	633	18.6	42.21°C	0.981
	11.957V	5.004V	3.305V	5.019V	458.346				48.01°C	230.21V
60%	**37.668A**	**6.001A**	**5.994A**	**1.999A**	509.391	92.349%	812	27	42.71°C	0.988
	11.935V	5V	3.304V	5.003V	551.6				48.04°C	230.2V
70%	**44.070A**	**7.007A**	**6.996A**	**2.205A**	594.699	91.896%	1011	33.6	43.07°C	0.99
	11.926V	4.996V	3.302V	4.988V	647.108				49.81°C	230.18V
80%	**50.498A**	**8.012A**	**7.997A**	**2.311A**	679.429	91.578%	1148	37	43.65°C	0.993
	11.913V	4.992V	3.301V	4.977V	741.941				52.11°C	230.17V
90%	**57.341A**	**8.516A**	**8.487A**	**2.418A**	764.886	90.998%	1378	42.1	44.84°C	0.996
	11.901V	4.99V	3.299V	4.962V	840.56				53.87°C	230.15V
100%	**63.942A**	**9.024A**	**9.009A**	**3.04A**	849.72	90.395%	1467	44.9	45.78°C	0.997
	11.887V	4.986V	3.296V	4.935V	940.008				54.66°C	230.13V

110%	**70.450A**	**10.035A**	**10.107A**	**3.047A**	934.308	89.715%	1469	45	46.61°C	0.997
	11.868V	4.982V	3.294V	4.924V	1041.426				55.53°C	230.11V
CL1	**0.117A**	**12.068A**	**11.971A**	**0A**	101.29	82.18%	795	26.4	41.84°C	0.885
	12.009V	4.988V	3.316V	5.083V	123.26				49.24°C	230.26V
CL2	**0.115A**	**20.14A**	**0A**	**0A**	101.357	80.809%	634	18.6	40.46°C	0.888
	12.017V	4.964V	3.312V	5.091V	125.407				47.27°C	230.26V
CL3	**0.115A**	**0A**	**19.919A**	**0A**	67.38	75.195%	630	18.5	41.05°C	0.827
	12.015V	5.019V	3.313V	5.086V	89.611				47.06°C	230.26V
CL4	**71.450A**	**0A**	**0A**	**0A**	849.497	91.024%	1441	43.6	45.56°C	0.997
	11.890V	5.011V	3.291V	5.035V	933.233				54.17°C	230.13V

The results above are not used in the certification process

20-80□□□□□

115V

□□	**12V**	**5V**	**3.3V**	**5VSB**	**DC/AC (□)**	□□	□□□□ **(RPM)**	□□□□□□□ **(dB[A])**	□□ **(□□ /□□)**	**PF/AC □□**
20W	**1.232A**	**0.498A**	**0.498A**	**0.196A**	19.997	75.913%	620	18.4	36.88°C	0.831
	12.049V	5.017V	3.311V	5.108V	26.379				37.43°C	115.11V
40W	**2.717A**	**0.698A**	**0.698A**	**0.294A**	39.996	68.136%	618	18	37.5°C	0.944
	12.030V	5.016V	3.31V	5.103V	58.692				39.74°C	115.1V
60W	**4.200A**	**0.897A**	**0.897A**	**0.392A**	59.995	81.159%	621	18.5	38.74°C	0.957
	12.029V	5.016V	3.311V	5.098V	73.923				40.79°C	115.1V
80W	**5.678A**	**1.097A**	**1.096A**	**0.491A**	79.931	84.434%	620	18.4	39.5°C	0.97
	12.029V	5.016V	3.311V	5.093V	94.67				41.32°C	115.09V

The results above are not used in the certification process

230V

□□	12V	5V	3.3V	5VSB	DC/AC (□)	□□	□□□□ (RPM)	□□□□□□□ (dB[A])	□□ (□□ /□□)	PF/AC □□
20W	**1.235A**	**0.498A**	**0.499A**	**0.196A**	20.001	76.495%	619	18.2	36.2°C	0.52
	12.032V	5.016V	3.31V	5.108V	26.153				38.14°C	230.26V
40W	**2.720A**	**0.698A**	**0.698A**	**0.294A**	39.999	68.244%	622	18.6	37.91°C	0.725
	12.015V	5.016V	3.31V	5.103V	58.611				39.2°C	230.26V
60W	**4.201A**	**0.897A**	**0.897A**	**0.392A**	59.999	81.624%	625	18.5	38.96°C	0.78
	12.025V	5.016V	3.311V	5.098V	73.584				41.43°C	230.25V
80W	**5.687A**	**1.097A**	**1.096A**	**0.491A**	79.942	84.91%	626	18.5	39.41°C	0.836
	12.011V	5.016V	3.311V	5.093V	94.192				42.12°C	230.25V

The results above are not used in the certification process

□□□□

115V

Test	12V	5V	3.3V	5VSB	Pass/Fail
10% Load	9.85mV	9.79mV	10.50mV	6.56mV	Pass
20% Load	9.90mV	9.84mV	10.24mV	6.66mV	Pass
30% Load	21.29mV	9.99mV	10.70mV	7.54mV	Pass
40% Load	18.04mV	10.15mV	10.81mV	8.00mV	Pass
50% Load	17.12mV	9.94mV	11.12mV	8.21mV	Pass
60% Load	16.39mV	10.10mV	11.38mV	8.83mV	Pass
70% Load	16.09mV	10.31mV	11.58mV	9.45mV	Pass
80% Load	17.89mV	13.55mV	14.94mV	10.53mV	Pass
90% Load	22.94mV	21.33mV	22.86mV	13.78mV	Pass
100% Load	20.58mV	18.57mV	20.08mV	11.90mV	Pass
110% Load	20.01mV	18.67mV	19.23mV	12.36mV	Pass
Crossload1	25.08mV	9.89mV	11.20mV	10.36mV	Pass
Crossload2	28.10mV	11.75mV	10.86mV	10.74mV	Pass

Test	12V	5V	3.3V	5VSB	Pass/Fail
Crossload3	12.58mV	14.27mV	13.50mV	9.91mV	Pass
Crossload4	21.54mV	19.83mV	21.35mV	15.41mV	Pass

The results above are not used in the certification process

230V

Test	12V	5V	3.3V	5VSB	Pass/Fail
10% Load	9.59mV	9.07mV	9.88mV	6.81mV	Pass
20% Load	10.16mV	9.12mV	9.98mV	7.02mV	Pass
30% Load	19.59mV	9.89mV	11.17mV	6.92mV	Pass
40% Load	16.29mV	9.32mV	10.03mV	7.12mV	Pass
50% Load	15.83mV	9.38mV	10.96mV	7.17mV	Pass
60% Load	15.88mV	10.10mV	11.12mV	7.64mV	Pass
70% Load	15.47mV	9.79mV	11.48mV	9.14mV	Pass
80% Load	16.03mV	10.20mV	12.15mV	8.41mV	Pass
90% Load	16.81mV	10.92mV	12.52mV	8.83mV	Pass
100% Load	15.65mV	10.30mV	13.29mV	8.55mV	Pass
110% Load	16.33mV	10.54mV	13.63mV	9.34mV	Pass
Crossload1	23.93mV	8.92mV	10.40mV	10.11mV	Pass
Crossload2	27.53mV	12.62mV	10.03mV	10.74mV	Pass
Crossload3	10.16mV	8.66mV	11.53mV	10.17mV	Pass
Crossload4	15.51mV	9.14mV	11.43mV	11.29mV	Pass

The results above are not used in the certification process









Chieftec Vega M 850W

Top side

Power specifications label

Fan

PSU Internals

本测试报告中包含的所有数据和图表均可在以下条件下由任何人使用：使用过程需提及测试结果由
在任何情况下都应提供原始测试结果文档的网站链接

Cybenetics提供。

Cybenetics 提供自愿性认证计划：电源方面有 ETA（效率）、 LAMBDA（噪声）与 SAFE（安全与正确运行）；散热产品方面有 DELTA（机箱隔音）与 PHI（风扇风量与静压）

CYBENETICS LTD Syrou 6, Latsia, 2231, Nicosia Cyprus

www.cybenetics.com - info@cybenetics.com