be quiet!

be quiet! Dark Power 14 1200W

021EUL52200001000

Lab ID BQ12002952

Certification ID 252952

Test Result Report ID: 25PS2952A

Certificate Issue Date: Sep 2, 2025

Scheme: ETA-EMI PSU

115V



230V



Scheme: LAMBDA PSU

115V



230V





Outside Validation Scope



General Information

Test Equipment

Electronic Loads	Chroma 63601-5 x2 Chroma 63600-2 Chroma 63640-80-80 x10 Chroma 63610-80-20
AC Sources	Chroma 6530, APM SP300VAC4000W-P, GW Instek ASR-3500
Power Analyzers	Rohde & Schwarz HMC8015 & NPA701
Oscilloscopes	Picoscope 4444, Siglent SDS2104X PLUS
Sound Analyzer	Bruel & Kjaer 2270 G4
Microphone	Bruel & Kjaer Type 4955-A
Temperature Logger	Picoscope TC-08
Tachometer	UNI-T UT372
Multimeters	Keysight 34465A
EMI Analyzer	TekBox TBMR-110M-EU
Isolation Transformer	4kVA
UPS	FSP Champ Tower 3kVA, CyberPower OLS3000E 3kVA
Testing Methodology	Cybenetics PSU Test Protocol

DUT Information(Non-accredited measurements)

Product Identification Details	
Brand	be quiet!
Model	Dark Power 14 1200W
OEM/ODM	CWT
Serial Number	021EUL52200001000
Product Specifications	
Manufacturer-Provided Information	
□□□□ (Vrms)	100-240
□□□□ (Arms)	7-15

□□□□ (Hz)	50-60
□□□□ (W)	1200
Operating Temperature (Continuous Full Load) (°C)	
□□	ATX12V
□□□□	Fully Modular
Warranty	-
Cybenetics Measurements	
Dimensions (W x H x D)	
Weight	
□□	135mm Fluid Dynamic Bearing (BQ SIW4-13525-MF)
□□□□□	✓ (selectable)
Cybenetics Testing Information	
Lab ID	BQ12002952
Date of receipt	Aug 22, 2025
Testing Date	Aug 28, 2025
Report Issued Date	Sep 2, 2025
Engineer Name	Georgios Theodoros Sarimpalas
Authorized By the Laboratory Technical Manager	Aristeidis Bitziopoulos
Signature	

□□□□ (Non-accredited measurements)

□□□□				
□□	□□□□	□□□□□□	**Gauge**	Cable Type
ATX □□ 20+4 pin (600mm)	1	1	16-18AWG	Tinned Copper
8 pin ATX12V (700mm)	1	1	16AWG	Tinned Copper
4+4 pin ATX12V (700mm)	1	1	16AWG	Tinned Copper
2x 6+2pin PCIe□□ (750mm)	4	4	18AWG	Tinned Copper
12+4 pin PCIe PCIe (600mm)	2	2	16-24AWG	Tinned Copper
SATA□□ (600mm+155mm+155mm+155mm)	2	8	18AWG	Tinned Copper
SATA□□ (600mm+155mm+155mm)	1	3	18AWG	Tinned Copper

SATA□□ (605mm+155mm) / 4-pin Molex (+155mm+150mm)	1	2 / 2	18AWG	Tinned Copper
AC Power Cord (1380mm)	1	1	18AWG	-

Protection Features(Manufacturer)

Over Power Protection	✓
Over Current (+12V) Protection	✓
Over Temperature Protection	✓
Short Circuit Protection	✓
Surge Protection	✓
Inrush Current Protection	✓
Fan Failure Protection	✗

□□□□

□		3.3V	5V	12V(1)	12V(2)	12V(3)	12V(4)	5VSB	-12V
□□□□	□□	25	24	33	33	45	45	3	0.5
	□	120		1200				15	6
□□□□□ (W)		1200							

Parts Description

General Data	
Manufacturer (OEM)	CWT
PCB Type	Double-Sided
Primary Side	
Transient Filter	6x Y caps, 2x X caps, 2x CM chokes, 1x MOV
Inrush Protection	NTC Thermistor SCK-0510 (5 Ohm @ 25°C) & Relay
Rectifier MOSFETs	4x
APFC MOSFETs	3x Infineon IPA60R099P7 (650V, 20A @ 100°C, Rds(on): 0.099Ohm)
APFC Boost Diode	Infineon IDH16G65C6 (650V, 16A @ 135°C)
Bulk Cap(s)	2x Toshin Kogyo (420V, 680uF each or 1360uF combined, 2000h @ 105°C, LFW)
Main Switchers	4x Alpha & Omega AOTF29S50 (600V, 18A @ 100°C, Rds(on): 0.15Ohm)

APFC Controller	Champion CM6500UNX & Sync Power SPN5003 (reducing no load consumption)
Resonant Controller	Champion CM6901T2X
IC Driver	2x Novosense NSI6602BD
Topology	Primary side: Bridgeless PFC, Full-Bridge & LLC Resonant Converter Secondary side: [12V] Synchronous Rectification & [Minor Rails] DC-DC converters
Secondary Side	
+12V MOSFETs	8x Infineon BSC010N04LS (40V, 206A @ 100°C, Rds(on): 1.0mOhm)
5V & 3.3V	DC-DC Converters: 4x UBIQ Semi QN3107M6N (30V, 70A @ 100°C, Rds(on): 2.6mOhm) PWM Controller(s): UPI-Semi uP3861P
Filtering Capacitors	Electrolytic: 6x Nippon Chemi-con (@ 105°C, W) 3x Rubycon (4-10,000 @ 105°C, YXJ) Rubycon (3-6,000 @ 105°C, YXS) Rubycon (10,000 @ 105°C, YXM) Nichicon (4-10,000 @ 105°C, HE(M)) Polymer: 23x Nippon Chemi-con, 19x FPCAP
Supervisor IC	Weltrend WT7518 (OVP, UVP, OCP, PG)
MCU / Fan Controller	Nuvoton MS51FB9AE
Fan Model	BQ SIW4-13525-MF (135mm, 12V, 0.4A, Fluid Dynamic Bearing Fan)
5VSB Circuit	
Rectifier (High Side)	1x Dongke DK5V45R10V (45V, 10mOhm)
Standby PWM Controller	On-Bright OB2365T

Test Results

Temperature & Compliance Info

□□□□ (°C /°F)	28-32 / 82.4-89.6
□□ ErP Lot3/6□□	✓
□□ (EU) No 617/2013□□	✓
ALPM (Alternative Low Power Mode) compatible	✓

ATX v3.1 PSU Power Excursion	✓

Performance Summary

115V

Accredited	
□□□□ (>1450 load combinations)	91.492%
Average Noise Output (>1450 Load Combinations)	15.78dBA
PF□□□ (>1450 Load Combinations)	0.991
Efficiency With 10W (≤500W) or 2% (>500W) Load	74.258%
□□□□□□	0.0900W
Non-Accredited	
12V Ripple (Full Load)	16.12mV
5V Ripple (Full Load)	14.23mV
3.3V Ripple (Full Load)	14.35mV
5VSB Ripple (Full Load)	15.10mV
12V Load Regulation	0.66%
5V Load Regulation	0.80%
3.3V Load Regulation	1.48%
5VSB Load Regulation	3.53%
Inrush Current	35.720A

230V

Accredited	
□□□□ (>1450 load combinations)	93.385%
Average Noise Output (>1450 Load Combinations)	14.79dBA
PF□□□ (>1450 Load Combinations)	0.964
Efficiency With 10W (≤500W) or 2% (>500W) Load	75.306%
□□□□□□	0.1400W
Non-Accredited	
12V Ripple (Full Load)	15.69mV

5V Ripple (Full Load)		12.63mV
3.3V Ripple (Full Load)		12.82mV
5VSB Ripple (Full Load)		13.81mV
12V Load Regulation		0.64%
5V Load Regulation		0.60%
3.3V Load Regulation		1.57%
5VSB Load Regulation		3.47%
Inrush Current		67.550A
12V Transient Response (200%)		11.32V
5V Transient Response (200%)		4.918V
3.3V Transient Response (200%)		3.153V
5VSB Transient Response (200%)		4.919V
□□□□ & PG□□		17.00ms
AC Loss to PWR_OK Hold Up Time		15.00ms
PWR_OK Inactive to DC Loss Delay		2.00ms
PSU Timings: T1 (20% / 100%)	52.0ms	52.0ms
PSU Timings: T3 (20% / 100%)	127.0ms	127.0ms
OPP (31.10°C / 45.15°C)	128.92%	120.17%

□□□□ & PG□□

Hold-Up Time (ms)	17
AC Loss to PWR_OK Hold Up Time (ms)	15
PWR_OK Inactive to DC Loss Delay (ms)	2

Tables

115V

Detailed Results						
	Average	Min	Limit Min	Max	Limit Max	Result
Mains Voltage RMS:	115.06 V	115.04 V	113.85 V	115.10 V	116.15 V	PASS
Mains Frequency:	60.00 Hz	60.00 Hz	59.40 Hz	60.01 Hz	60.60 Hz	PASS
Mains Voltage CF:	1.416	1.415	1.340	1.416	1.490	PASS
Mains Voltage THD:	0.13 %	0.10 %	N/A	0.15 %	2.00 %	PASS
Real Power:	0.090 W	0.074 W	N/A	0.107 W	N/A	N/A
Apparent Power:	9.976 W	9.962 W	N/A	10.017 W	N/A	N/A
Power Factor:	0.009	N/A	N/A	N/A	N/A	N/A

230V

Detailed Results						
	Average	Min	Limit Min	Max	Limit Max	Result
Mains Voltage RMS:	230.27 V	230.25 V	227.70 V	230.33 V	232.30 V	PASS
Mains Frequency:	50.00 Hz	50.00 Hz	49.50 Hz	50.00 Hz	50.50 Hz	PASS
Mains Voltage CF:	1.416	1.415	1.340	1.416	1.490	PASS
Mains Voltage THD:	0.14 %	0.13 %	N/A	0.16 %	2.00 %	PASS
Real Power:	0.140 W	0.111 W	N/A	0.244 W	N/A	N/A
Apparent Power:	32.843 W	32.820 W	N/A	32.857 W	N/A	N/A
Power Factor:	0.004	N/A	N/A	N/A	N/A	N/A

□□□□□□

115V

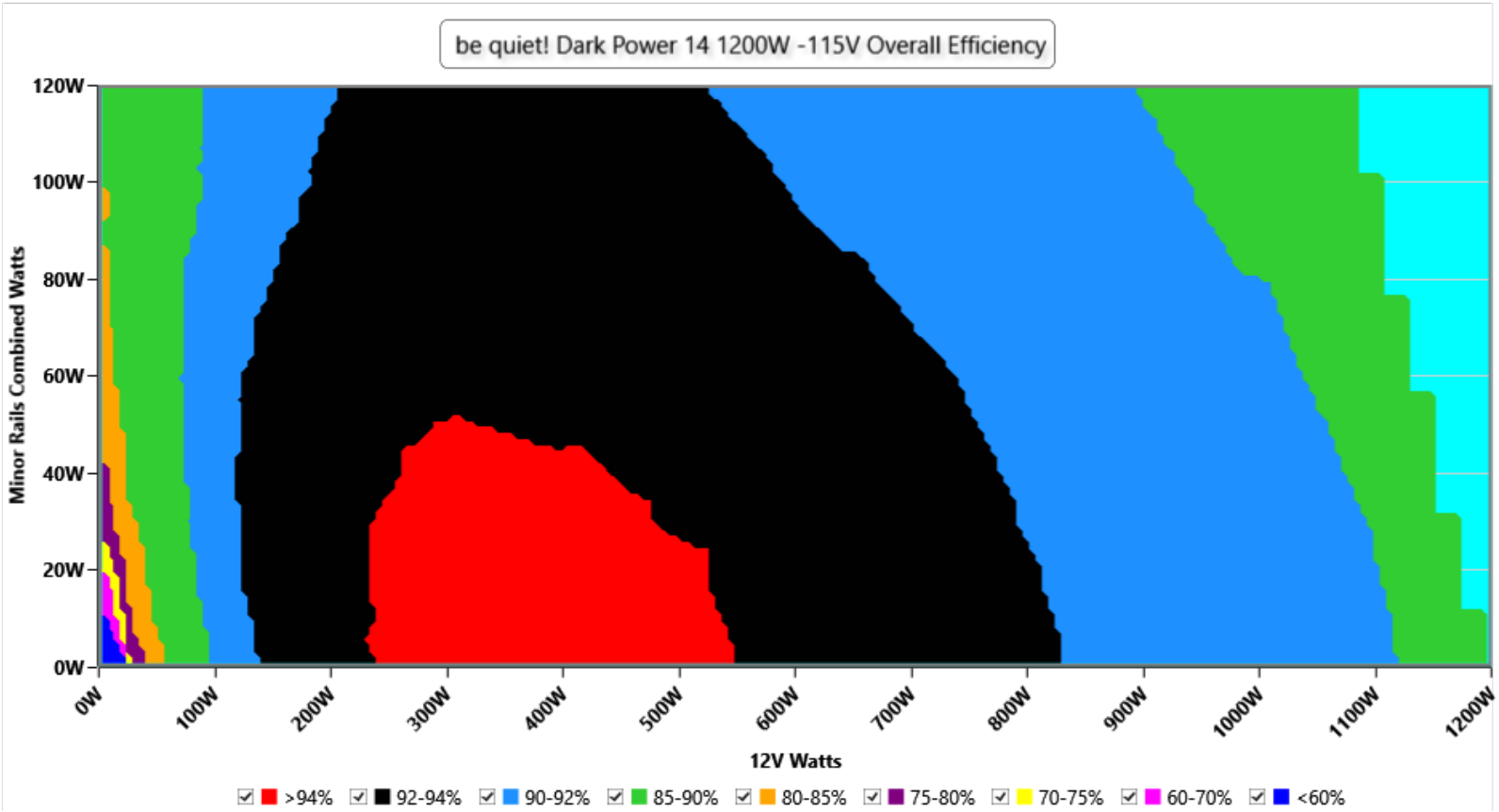

□□

This graph depicts the PSU`s efficiency throughout its entire operational range. For the generation of the efficiency and noise graphs we set our loaders to auto mode through our custom-made software before trying thousands of possible load combinations

230V

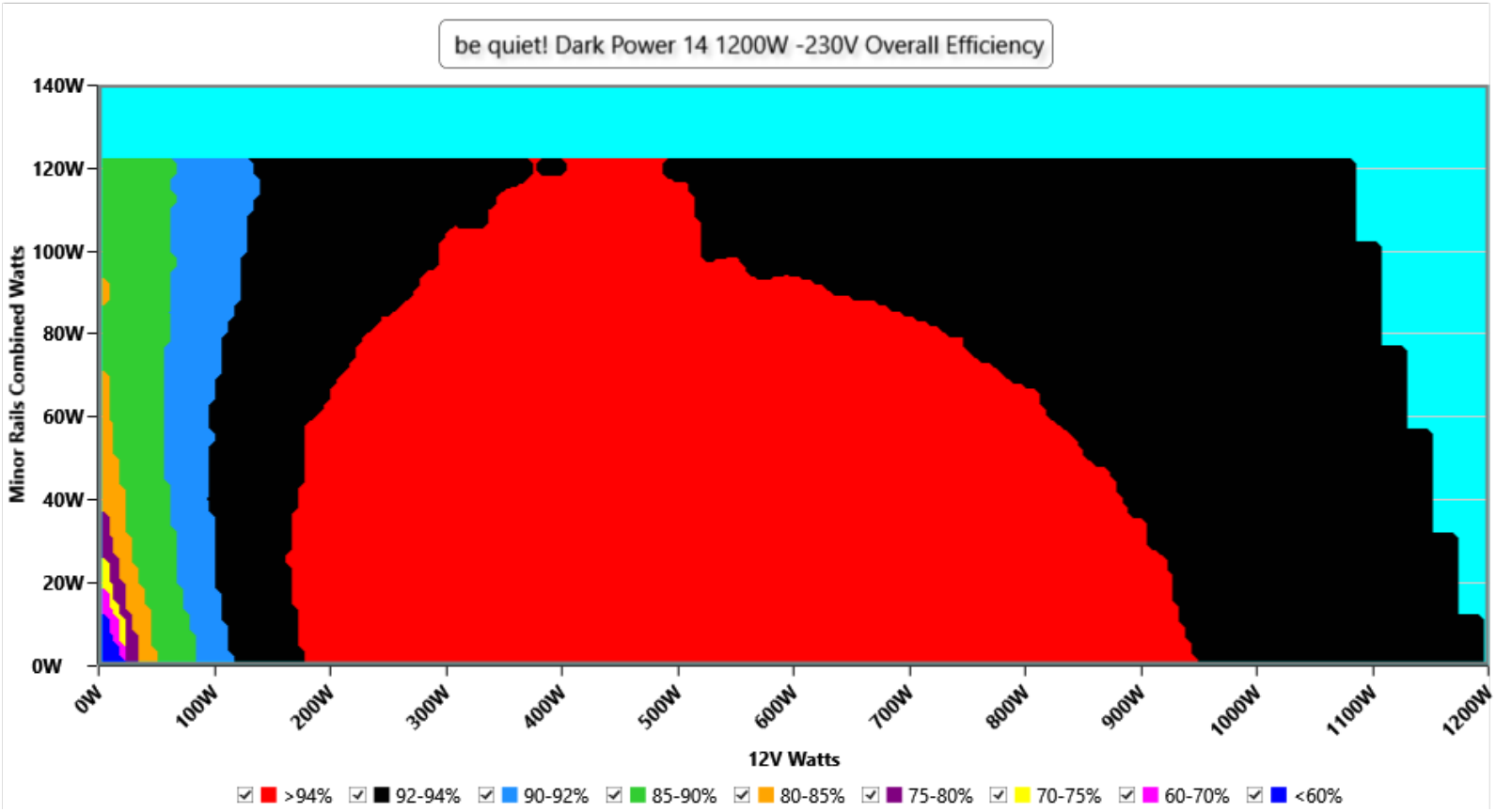

This graph depicts the PSU`s efficiency throughout its entire operational range. For the generation of the efficiency and noise graphs we set our loaders to auto mode through our custom-made software before trying thousands of possible load combinations

□□□□□

115V

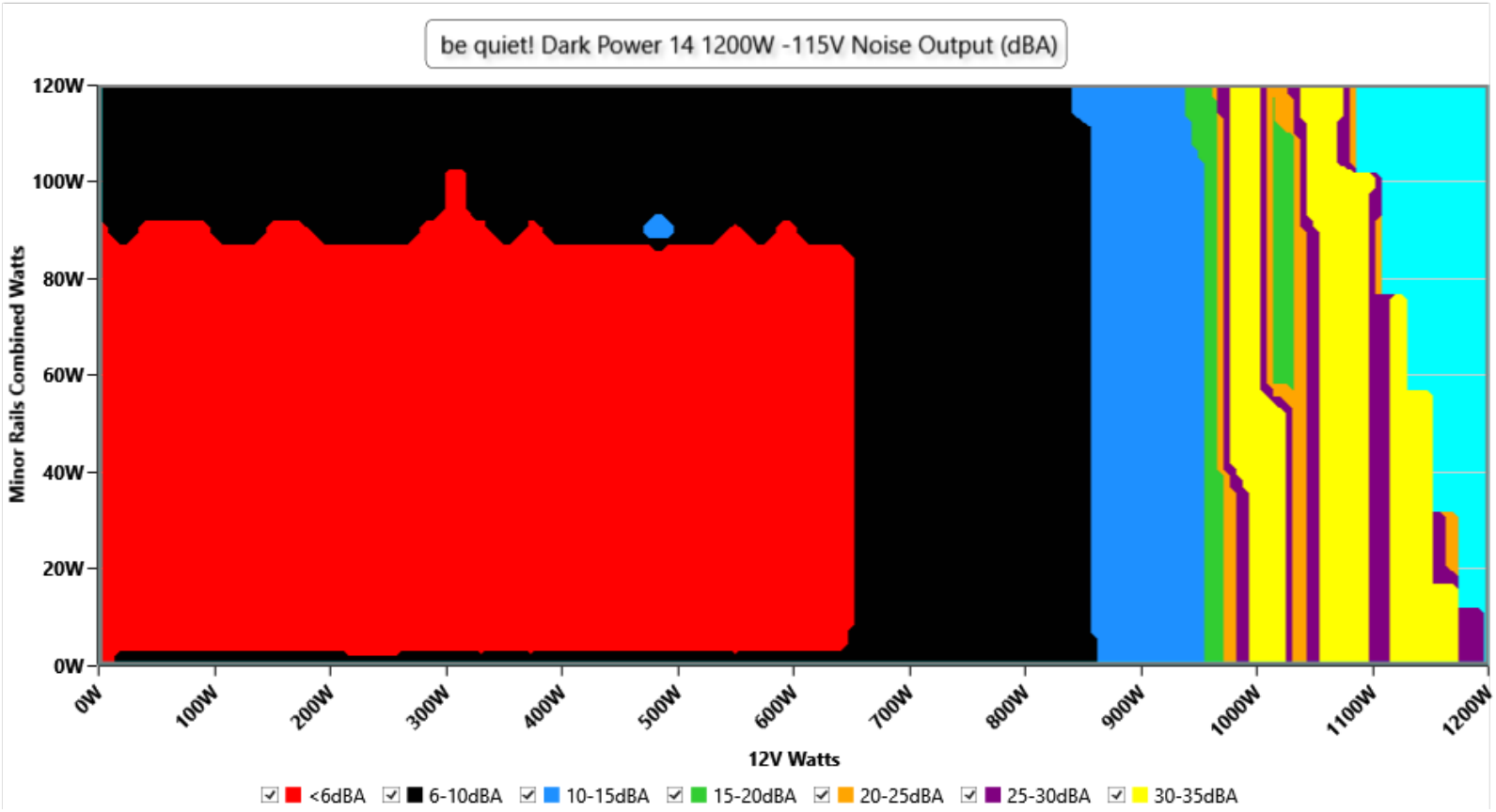

□□

The PSU`s noise in its entire operational range and under 30-32 °C ambient is depicted in this graph. The X axis represents the load on the +12V rail(s) while the Y axis is the load on the minor rails

230V

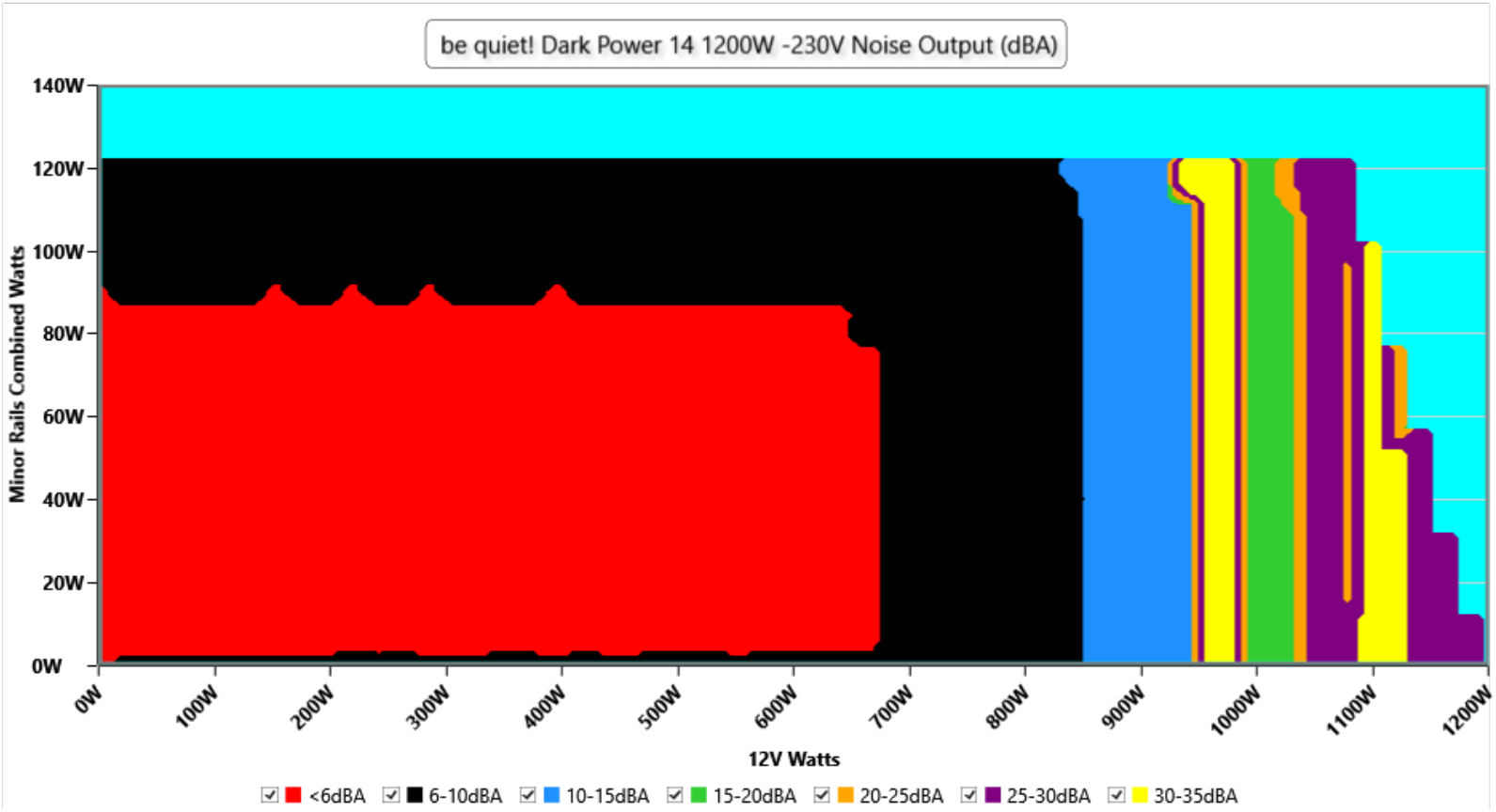

The PSU`s noise in its entire operational range and under 30-32 °C ambient is depicted in this graph. The X axis represents the load on the +12V rail(s) while the Y axis is the load on the minor rails

Noise under high ambient temperature (indicative)

115V

Load	Normal ambient fan · noise · intake	High ambient fan · noise · intake	Noise change
10%	0 RPM · <6.0 dB(A) · 31.1 °C	0 RPM · <6.0 dB(A) · 48.1 °C	fan off in both
20%	0 RPM · <6.0 dB(A) · 33.1 °C	0 RPM · <6.0 dB(A) · 48.6 °C	fan off in both
50%	0 RPM · <6.0 dB(A) · 33.9 °C	0 RPM · <6.0 dB(A) · 53.1 °C	fan off in both
100%	1064 RPM · 23.3 dB(A) · 30.2 °C	1654 RPM · 35.4 dB(A) · 45.6 °C	**+12.1 dB(A)**

230V

Load	Normal ambient fan · noise · intake	High ambient fan · noise · intake	Noise change
10%	0 RPM · <6.0 dB(A) · 30.1 °C	0 RPM · <6.0 dB(A) · 41.3 °C	fan off in both
20%	0 RPM · <6.0 dB(A) · 29.8 °C	0 RPM · <6.0 dB(A) · 42.8 °C	fan off in both
50%	0 RPM · <6.0 dB(A) · 31.9 °C	0 RPM · <6.0 dB(A) · 42.7 °C	fan off in both
100%	1058 RPM · 23.2 dB(A) · 29.4 °C	1476 RPM · 32.5 dB(A) · 45.1 °C	**+9.3 dB(A)**

INFO

Fan speed, noise and the measured intake temperature at 10, 20, 50 and 100 % load, from the two load regulation tests: at normal ambient (about 30-32 °C) and at high ambient (about 40-47 °C). These are stabilized readings at fixed loads, not averages over the certification sweep, so they are indicative of how the fan behaves when it is hot. "<6.0" is the floor of our sound meter: the fan is stopped or too quiet to measure (the fan speed column says which); with the fan stopped, the intake sensor can read higher than the chamber air.

Informational. Not part of the ETA or LAMBDA rating.

Conducted Emissions EN 55032 & CISPR 32

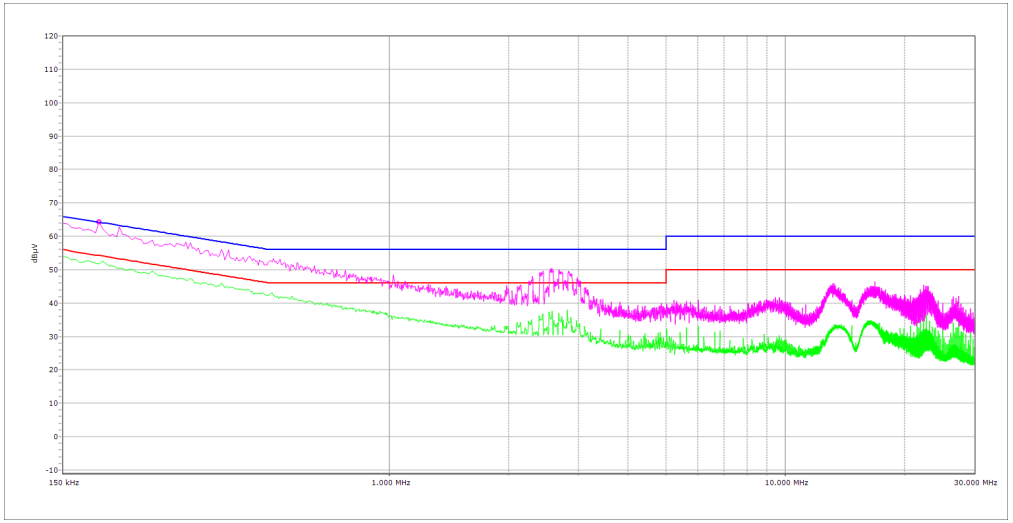

NEUTRAL

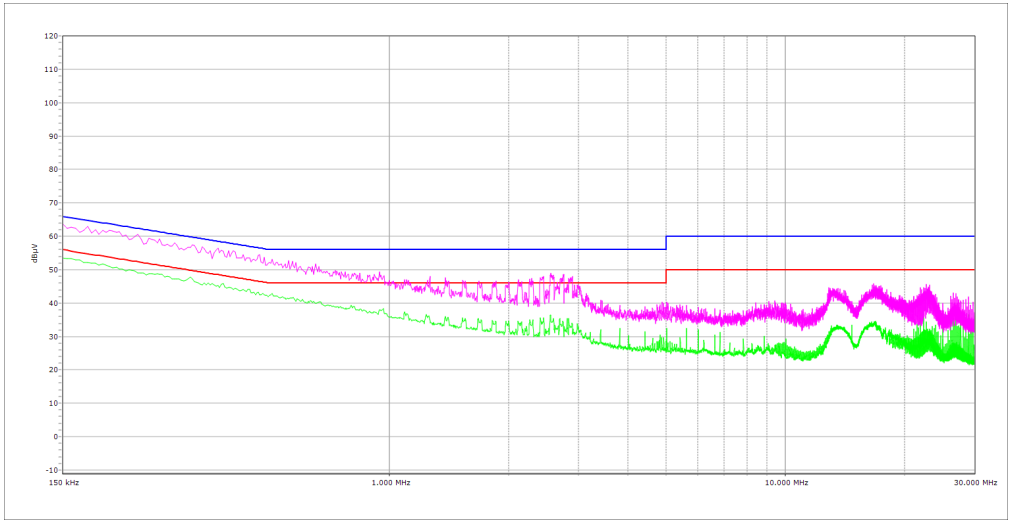

PHASE

Indicative Performance

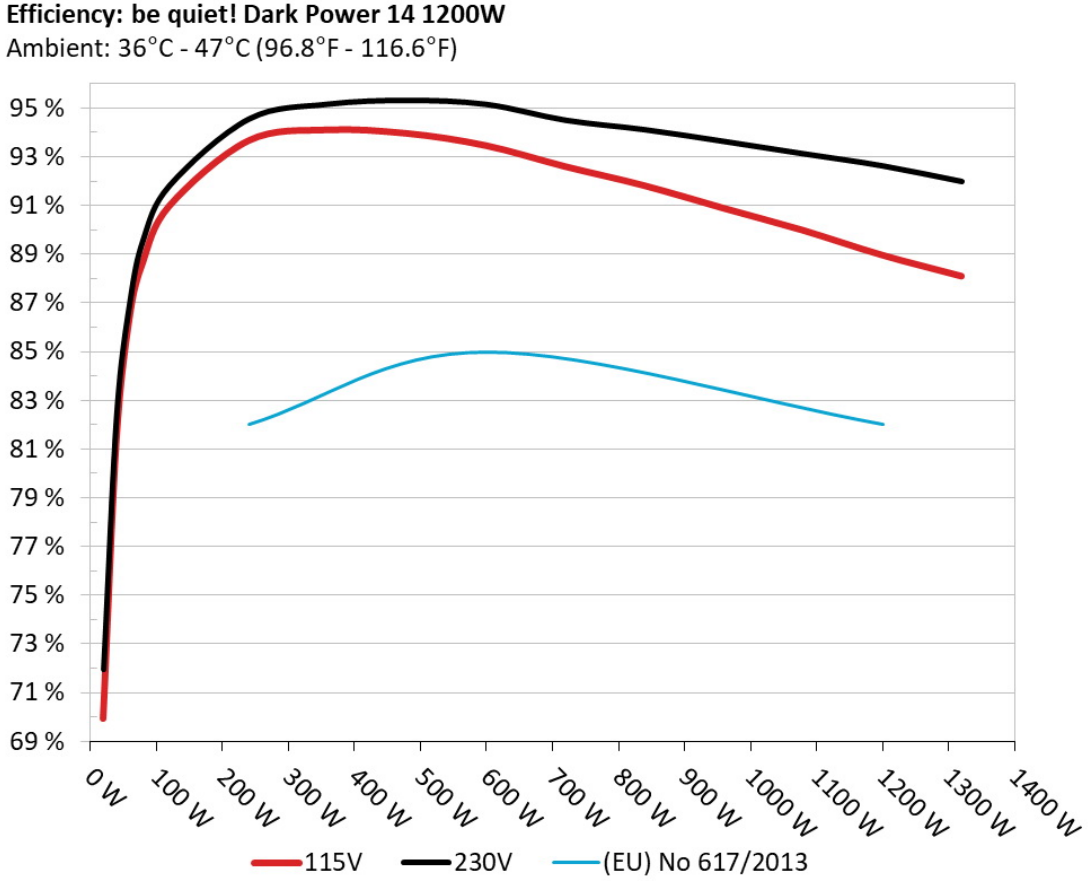

The PSU`s efficiency under high ambient temperatures with 115V and 230V input. For this graph the results of the 10-110% load regulation table are used

5Vsb□□□□

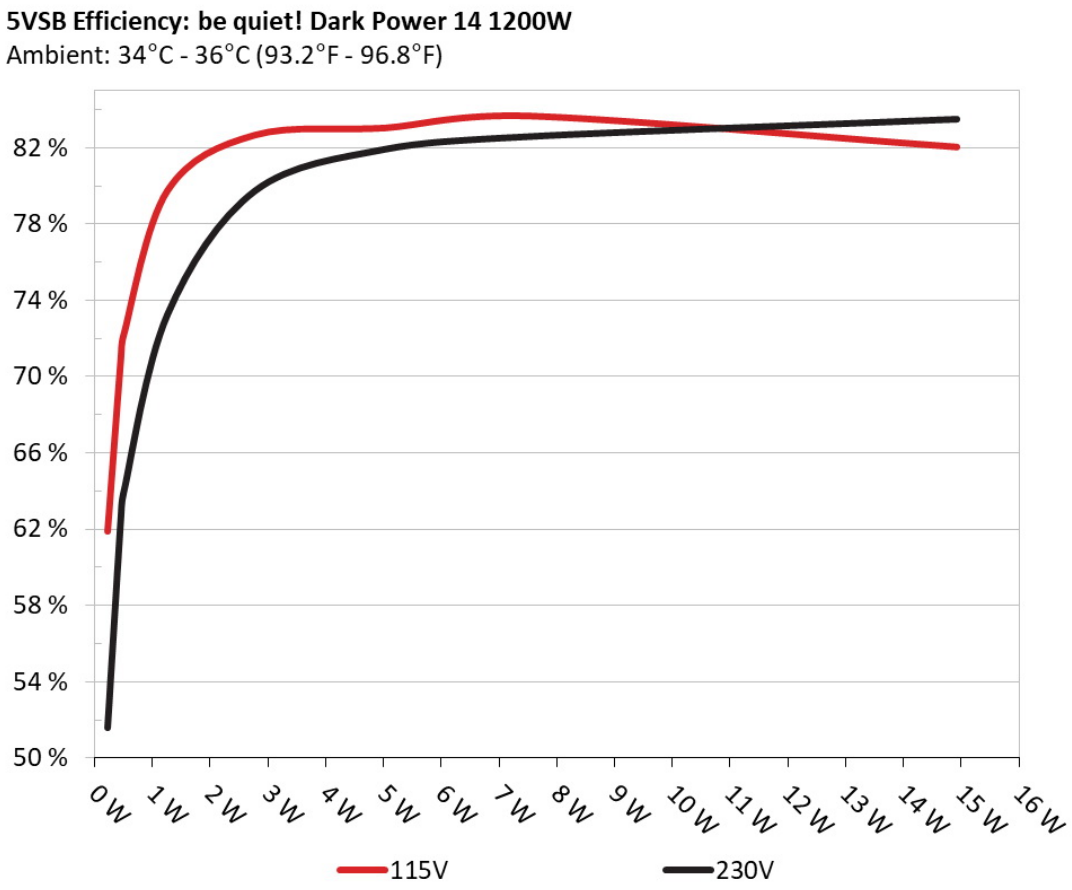

□□

This graph depicts the efficiency levels of the 5VSB rail with 115V and 230V input

□□□□ □□ 5Vsb □□ (ErP Lot3/6 & CEC)

115V

□□ #	5VSB	DC/AC (□)	□□	PF/AC □□
1	**0.045A**	0.228W	61.896%	0.037
	5.068V	0.369W		115.08V
2	**0.09A**	0.456W	70.909%	0.064
	5.066V	0.644W		115.08V
3	**0.55A**	2.778W	82.675%	0.263
	5.052V	3.361W		115.08V
4	**1A**	5.038W	83.05%	0.363
	5.038V	6.066W		115.08V
5	**1.5A**	7.534W	83.675%	0.414
	5.023V	9.004W		115.08V
6	**3A**	14.928W	82.051%	0.483
	4.976V	18.194W		115.07V

230V

□□ #	5VSB	DC/AC (□)	□□	PF/AC □□
1	**0.045A**	0.228W	51.615%	0.014
	5.067V	0.447W		230.28V
2	**0.09A**	0.456W	62.539%	0.022
	5.066V	0.73W		230.28V
3	**0.55A**	2.778W	79.749%	0.101
	5.052V	3.482W		230.27V
4	**1A**	5.038W	81.937%	0.167
	5.038V	6.151W		230.27V
5	**1.5A**	7.534W	82.6%	0.226
	5.022V	9.123W		230.27V
6	**3A**	14.928W	83.508%	0.328
	4.976V	17.876W		230.28V

Protection Features

OCP (Normal @ 27.1°C)	12V1: 42.60A (129.09%), 11.889V 12V2: 43.80A (132.73%), 11.773V 12V3: 63.847A (141.88%), 11.75V 12V4: 63.851A (141.89%), 11.744V 5V: 30.5A (127.08%), 4.958V 3.3V: 31.1A (124.40%), 3.195V 5VSB: 5A (166.67%), 4.933V
OCP (Hot @ 44.8°C)	12V1: 42.30A (128.18%), 11.911V 12V2: 43.40A (131.52%), 11.783V 12V3: 58.65A (130.78%), 11.779V 12V4: 58.852A (130.78%), 11.771V 5V: 30.6A (127.50%), 4.95V 3.3V: 30.198A (120.79%), 3.18V 5VSB: 4.9A (163.33%), 4.932V
OPP (Normal @ 31.1°C)	1547.07W (128.92%)
OPP (Hot @ 45.1°C)	1442.06W (120.17%)
OTP	✓ (120°C @ Heat Sink)
SCP	12V to Earth: ✓ 5V to Earth: ✓ 3.3V to Earth: ✓ 5VSB to Earth: ✓ -12V to Earth: ✓
PWR_OK	Proper Operation
UVP (Full Load @ 90V)	✓
UVP (No Damage @ 80V)	✓
Conducted Emissions EN55032 & CISPR 32	✓
NLO	✓
Fan Failure Protection	✗
SIP	Surge: MOV Inrush: NTC & Bypass Relay

Supplementary Tests (For Reference)

10-110%□□□□

115V

□□	12V	5V	3.3V	5VSB	DC/AC (□)	□□	□□□□ (RPM)	□□□□□□□ (dB[A])	□□ (□□ /□□)	PF/AC □□
10%	**8.198A**	**1.986A**	**2.006A**	**0.993A**	119.979	90.97%	0	<6.0	48.1°C	0.962
	12.001V	5.035V	3.289V	5.035V	131.889				40.03°C	115.05V
20%	**17.427A**	**2.982A**	**3.015A**	**1.195A**	239.932	93.652%	0	<6.0	48.59°C	0.984
	11.994V	5.031V	3.284V	5.02V	256.198				40.53°C	115.01V
30%	**26.951A**	**3.481A**	**3.522A**	**1.399A**	359.112	94.097%	0	<6.0	49.63°C	0.991
	11.987V	5.028V	3.28V	5.005V	381.645				41.04°C	114.97V
40%	**36.583A**	**3.981A**	**4.03A**	**1.603A**	479.492	93.953%	0	<6.0	51.99°C	0.994
	11.980V	5.025V	3.275V	4.99V	510.351				41.92°C	114.93V
50%	**45.829A**	**4.98A**	**5.047A**	**1.809A**	599.25	93.457%	0	<6.0	53.11°C	0.996
	11.974V	5.021V	3.269V	4.975V	641.211				42.46°C	114.89V
60%	**55.179A**	**5.981A**	**6.057A**	**2A**	719.706	92.594%	954	20	42.63°C	0.997
	11.961V	5.017V	3.269V	4.962V	777.296				54.25°C	114.85V
70%	**64.449A**	**6.989A**	**7.082A**	**2.225A**	839.487	91.811%	478	6.6	43.23°C	0.997
	11.953V	5.009V	3.262V	4.945V	914.366				68.18°C	114.81V
80%	**73.806A**	**7.989A**	**8.103A**	**2.331A**	959.456	90.884%	677	10.3	43.55°C	0.997
	11.944V	5.007V	3.258V	4.933V	1055.702				60.11°C	114.77V
90%	**83.503A**	**8.494A**	**8.606A**	**2.439A**	1079.261	89.982%	1093	24	44.41°C	0.997
	11.937V	5.003V	3.253V	4.921V	1199.431				67.53°C	114.72V
100%	**93.025A**	**8.993A**	**9.138A**	**3.065A**	1199.302	88.963%	1654	35.4	45.57°C	0.997
	11.928V	5.004V	3.25V	4.894V	1348.1				65.16°C	114.68V
110%	**102.494A**	**10.001A**	**10.259A**	**3.071A**	1319.897	88.093%	1973	40.7	46.37°C	0.996
	11.919V	4.999V	3.246V	4.884V	1498.303				62.99°C	114.64V
CL1	**0.116A**	**14.464A**	**14.679A**	**0A**	121.293	84.86%	584	7.9	40.93°C	0.965
	11.998V	4.992V	3.249V	5.045V	142.934				48.81°C	115.03V

CL2	**0.115A**	**24.173A**	**0A**	**0A**	121.275	83.641%	1343	30.1	41.77°C	0.965
	12.002V	4.96V	3.286V	5.052V	144.995				46.79°C	115.03V
CL3	**0.115A**	**0A**	**25.633A**	**0A**	83.881	75.954%	1577	34.3	41.49°C	0.959
	11.997V	5.029V	3.218V	5.047V	110.437				45.05°C	115.05V
CL4	**100.566A**	**0A**	**0A**	**0A**	1199.881	89.762%	1081	23.7	44.01°C	0.997
	11.931V	5.028V	3.274V	4.99V	1336.756				62.57°C	114.68V

The results above are not used in the certification process

230V

□□	**12V**	**5V**	**3.3V**	**5VSB**	**DC/AC (□)**	□□	□□□□ **(RPM)**	□□□□□□□ **(dB[A])**	□□ (□□ /□□)	**PF/AC □□**
10%	**8.196A**	**1.988A**	**2.008A**	**0.993A**	119.983	91.833%	0	<6.0	41.27°C	0.888
	12.003V	5.031V	3.286V	5.034V	130.654				40.49°C	230.25V
20%	**17.426A**	**2.984A**	**3.017A**	**1.195A**	239.937	94.563%	0	<6.0	42.76°C	0.946
	11.996V	5.028V	3.281V	5.019V	253.736				40.64°C	230.23V
30%	**26.945A**	**3.483A**	**3.524A**	**1.399A**	359.092	95.17%	0	<6.0	44.62°C	0.966
	11.989V	5.026V	3.277V	5.004V	377.319				41.32°C	230.21V
40%	**36.578A**	**3.982A**	**4.033A**	**1.603A**	479.49	95.328%	0	<6.0	42.36°C	0.974
	11.982V	5.023V	3.273V	4.99V	502.987				41.65°C	230.19V
50%	**45.823A**	**4.982A**	**5.05A**	**1.809A**	599.243	95.164%	0	<6.0	42.74°C	0.98
	11.975V	5.02V	3.267V	4.975V	629.698				42.23°C	230.17V
60%	**55.144A**	**5.984A**	**6.073A**	**2A**	719.7	94.512%	0	<6.0	44.39°C	0.984
	11.968V	5.015V	3.261V	4.96V	761.488				42.52°C	230.15V
70%	**64.417A**	**6.986A**	**7.098A**	**2.224A**	839.494	94.125%	482	6.6	43.23°C	0.987
	11.959V	5.011V	3.255V	4.945V	891.894				46.47°C	230.14V
80%	**73.770A**	**7.984A**	**8.124A**	**2.331A**	959.455	93.643%	307	<6.0	43.76°C	0.989
	11.950V	5.01V	3.249V	4.934V	1024.594				44.04°C	230.12V
90%	**83.473A**	**8.48A**	**8.612A**	**2.438A**	1079.266	93.138%	894	18.1	44.43°C	0.991
	11.941V	5.012V	3.251V	4.923V	1158.769				47.39°C	230.09V
100%	**92.980A**	**8.986A**	**9.155A**	**3.064A**	1199.303	92.64%	1476	32.5	45.13°C	0.992
	11.933V	5.008V	3.244V	4.896V	1294.591				48.86°C	230.07V

110%	**102.439A**	**9.99A**	**10.29A**	**3.071A**	1319.912	91.997%	1974	40.7	46.48°C	0.993
	11.925V	5.005V	3.236V	4.885V	1434.744				49.38°C	230.05V
CL1	**0.116A**	**14.444A**	**14.741A**	**0A**	121.292	86.063%	580	7.8	40.16°C	0.896
	11.997V	4.999V	3.236V	5.046V	140.938				41.1°C	230.24V
CL2	**0.116A**	**24.102A**	**0A**	**0A**	121.283	84.588%	1340	30	40.27°C	0.897
	12.000V	4.975V	3.288V	5.053V	143.384				42.13°C	230.24V
CL3	**0.115A**	**0A**	**25.637A**	**0A**	83.881	76.82%	1613	34.9	40.56°C	0.86
	11.995V	5.032V	3.218V	5.048V	109.188				42.11°C	230.25V
CL4	**100.515A**	**0A**	**0A**	**0A**	1199.875	93.239%	1084	23.8	45.44°C	0.992
	11.937V	5.031V	3.277V	4.991V	1286.883				48.41°C	230.07V

The results above are not used in the certification process

20-80□□□□□

115V

□□	**12V**	**5V**	**3.3V**	**5VSB**	**DC/AC (□)**	□□	□□□□ **(RPM)**	□□□□□□□□ **(dB[A])**	□□ **(□□ /□□)**	**PF/AC □□**
20W	**1.237A**	**0.496A**	**0.5A**	**0.197A**	19.993	69.931%	0	<6.0	47.27°C	0.884
	12.005V	5.043V	3.298V	5.067V	28.589				36.14°C	115.08V
40W	**2.723A**	**0.694A**	**0.701A**	**0.296A**	39.994	81.375%	0	<6.0	51.39°C	0.94
	12.005V	5.041V	3.296V	5.062V	49.146				37.68°C	115.07V
60W	**4.209A**	**0.893A**	**0.901A**	**0.395A**	59.995	86.433%	0	<6.0	45°C	0.963
	12.004V	5.04V	3.294V	5.058V	69.416				38.78°C	115.06V
80W	**5.690A**	**1.092A**	**1.102A**	**0.495A**	79.93	88.653%	0	<6.0	50.94°C	0.96
	12.003V	5.038V	3.293V	5.053V	90.158				39.31°C	115.06V

The results above are not used in the certification process

230V

□□	12V	5V	3.3V	5VSB	DC/AC (□)	□□	□□□□ (RPM)	□□□□□□□ (dB[A])	□□ (□□ /□□)	PF/AC □□
20W	**1.236A**	**0.496A**	**0.501A**	**0.197A**	19.996	71.949%	0	<6.0	37.31°C	0.48
	12.008V	5.038V	3.295V	5.066V	27.794				36.85°C	230.26V
40W	**2.722A**	**0.695A**	**0.701A**	**0.296A**	39.996	82.487%	0	<6.0	37.8°C	0.669
	12.007V	5.037V	3.294V	5.062V	48.491				37.63°C	230.26V
60W	**4.208A**	**0.894A**	**0.902A**	**0.395A**	59.997	87.063%	0	<6.0	38.14°C	0.774
	12.007V	5.036V	3.292V	5.057V	68.918				38.06°C	230.25V
80W	**5.689A**	**1.093A**	**1.103A**	**0.495A**	79.935	89.597%	0	<6.0	40.92°C	0.83
	12.006V	5.035V	3.291V	5.052V	89.219				39.28°C	230.25V

The results above are not used in the certification process

□□□□

115V

Test	12V	5V	3.3V	5VSB	Pass/Fail
10% Load	14.39mV	9.99mV	10.08mV	8.15mV	Pass
20% Load	14.59mV	10.46mV	10.24mV	8.67mV	Pass
30% Load	15.78mV	10.97mV	11.17mV	9.08mV	Pass
40% Load	16.55mV	10.97mV	10.96mV	10.01mV	Pass
50% Load	17.27mV	11.18mV	11.12mV	10.01mV	Pass
60% Load	14.08mV	11.13mV	10.91mV	11.20mV	Pass
70% Load	14.80mV	12.73mV	12.72mV	14.14mV	Pass
80% Load	15.72mV	13.70mV	13.75mV	14.61mV	Pass
90% Load	16.60mV	14.06mV	14.64mV	14.81mV	Pass
100% Load	16.12mV	14.23mV	14.35mV	15.10mV	Pass
110% Load	16.30mV	15.08mV	15.11mV	15.90mV	Pass
Crossload1	14.15mV	10.47mV	10.93mV	7.92mV	Pass
Crossload2	15.05mV	16.85mV	11.17mV	8.10mV	Pass

Test	12V	5V	3.3V	5VSB	Pass/Fail
Crossload3	14.13mV	10.35mV	12.98mV	8.05mV	Pass
Crossload4	15.94mV	13.44mV	13.56mV	13.27mV	Pass

The results above are not used in the certification process

230V

Test	12V	5V	3.3V	5VSB	Pass/Fail
10% Load	14.49mV	9.99mV	10.19mV	8.31mV	Pass
20% Load	14.59mV	10.10mV	10.08mV	8.67mV	Pass
30% Load	16.03mV	10.92mV	10.75mV	9.45mV	Pass
40% Load	17.22mV	11.59mV	11.58mV	10.43mV	Pass
50% Load	17.58mV	10.97mV	11.12mV	10.12mV	Pass
60% Load	14.64mV	12.00mV	12.05mV	11.82mV	Pass
70% Load	15.41mV	12.26mV	12.00mV	13.52mV	Pass
80% Load	15.67mV	12.73mV	12.88mV	14.20mV	Pass
90% Load	15.67mV	12.88mV	13.39mV	13.78mV	Pass
100% Load	15.69mV	12.63mV	12.82mV	13.81mV	Pass
110% Load	16.15mV	12.64mV	13.34mV	14.22mV	Pass
Crossload1	14.22mV	10.81mV	10.86mV	7.70mV	Pass
Crossload2	15.36mV	14.37mV	10.24mV	8.36mV	Pass
Crossload3	14.44mV	9.99mV	12.20mV	8.05mV	Pass
Crossload4	16.99mV	11.88mV	12.47mV	11.87mV	Pass

The results above are not used in the certification process



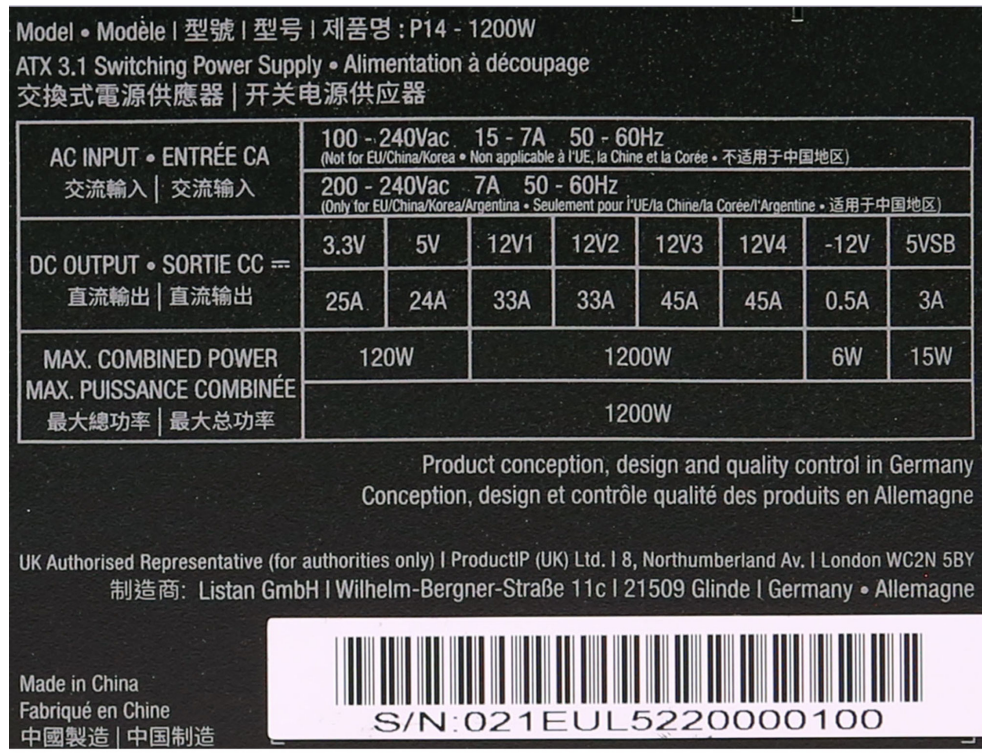





be quiet! Dark Power 14 1200W

Top side

Power specifications label

Fan

PSU Internals

本测试报告中包含的所有数据和图表均可在以下条件下由任何人使用：使用过程需提及测试结果由Cybenetics提供。Cybenetics 提供自愿性认证计划：电源方面有 ETA（效率）、LAMBDA（噪声）与 SAFE（安全与正确运行）；散热产品方面有 DELTA（机箱隔音）与 PHI（风扇风量与静压）

在任何情况下都应提供原始测试结果文档的网站链接

CYBENETICS LTD Syrou 6, Latsia, 2231, Nicosia Cyprus

www.cybenetics.com - info@cybenetics.com