be quiet!

be quiet! Dark Power 14 1000W

Serial Number 020EUL5220000100

Lab ID BQ10002953

Certification ID 252953

Test Result Report ID: 25PS2953A

Certificate Issue Date: Sep 2, 2025

Scheme: ETA-EMI PSU

115V: CYBENETICS TITANIUM

230V: CYBENETICS TITANIUM 230v

Scheme: LAMBDA PSU

115V: CYBENETICS A++

230V: CYBENETICS A++ 230v

CYBENETICS ATX 3.1 PASS

Outside Validation Scope

General Information

Test Equipment

Electronic Loads	Chroma 63601-5 x2 Chroma 63600-2 Chroma 63640-80-80 x10 Chroma 63610-80-20
AC Sources	Chroma 6530, APM SP300VAC4000W-P, GW Instek ASR-3500
Power Analyzers	Rohde & Schwarz HMC8015 & NPA701
Oscilloscopes	Picoscope 4444, Siglent SDS2104X PLUS
Sound Analyzer	Bruel & Kjaer 2270 G4
Microphone	Bruel & Kjaer Type 4955-A
Temperature Logger	Picoscope TC-08
Tachometer	UNI-T UT372
Multimeters	Keysight 34465A
EMI Analyzer	TekBox TBMR-110M-EU
Isolation Transformer	4kVA
UPS	FSP Champ Tower 3kVA, CyberPower OLS3000E 3kVA
Testing Methodology	Cybenetics PSU Test Protocol

DUT Information(Non-accredited measurements)

Product Identification Details	
Brand	be quiet!
Model	Dark Power 14 1000W
OEM/ODM	CWT
Serial Number	020EUL5220000100
Product Specifications	
Manufacturer-Provided Information	
Rated Voltage (Vrms)	100-240
Rated Current (Arms)	6-13

Rated Frequency (Hz)	50-60
Rated Power (W)	1000
Operating Temperature (Continuous Full Load) (°C)	
Type	ATX12V
Cable Design	Fully Modular
Warranty	-
Cybenetics Measurements	
Dimensions (W x H x D)	
Weight	
Cooling	135mm Fluid Dynamic Bearing (BQ SIW4-13525-MF)
Semi-Passive Operation	✓ (selectable)
Cybenetics Testing Information	
Lab ID	BQ10002953
Date of receipt	Aug 22, 2025
Testing Date	Aug 30, 2025
Report Issued Date	Sep 2, 2025
Engineer Name	Georgios Theodoros Sarimpalas
Authorized By the Laboratory Technical Manager	Aristeidis Bitziopoulos
Signature	

Cables and Connectors(Non-accredited measurements)

Modular Cables				
Description	**Cable Count**	**Connector Count (Total)**	**Gauge**	Cable Type
ATX connector 20+4 pin (600mm)	1	1	16-18AWG	Tinned Copper
8 pin ATX12V (700mm)	1	1	16AWG	Tinned Copper
4+4 pin ATX12V (700mm)	1	1	16AWG	Tinned Copper
2x 6+2 pin PCIe (750mm)	4	4	18AWG	Tinned Copper
12+4 pin PCIe PCIe (600mm)	1	1	16-24AWG	Tinned Copper
SATA (600mm+155mm+155mm+155mm)	2	8	18AWG	Tinned Copper
SATA (600mm+155mm+155mm)	1	3	18AWG	Tinned Copper

SATA (605mm+155mm) / 4-pin Molex (+155mm+150mm)	1	2 / 2	18AWG	Tinned Copper
AC Power Cord (1380mm)	1	1	18AWG	-

Protection Features(Manufacturer)

Over Power Protection	✓
Over Current (+12V) Protection	✓
Over Temperature Protection	✓
Short Circuit Protection	✓
Surge Protection	✓
Inrush Current Protection	✓
Fan Failure Protection	✗

Power Specifications

Rail		3.3V	5V	12V(1)	12V(2)	12V(3)	12V(4)	5VSB	-12V
Max. Power	Amps	25	24	33	33	40	40	3	0.5
	Watts	120		996				15	6
Total Max. Power (W)		1000							

Parts Description

General Data	
Manufacturer (OEM)	CWT
PCB Type	Double-Sided
Primary Side	
Transient Filter	6x Y caps, 2x X caps, 2x CM chokes, 1x MOV
Inrush Protection	NTC Thermistor SCK-0510 (5 Ohm @ 25°C) & Relay
Rectifier MOSFETs	4x Toshiba TK055U60Z1 (600V, 40A @ 25°C, Rds(on): 0.055Ohm)
APFC MOSFETs	2x Infineon IPA60R099P7 (650V, 31A @ 25°C, Rds(on): 0.099Ohm)
APFC Boost Diode	Infineon IDH10G65C6 (650V, 10A @ 140°C)
Bulk Cap(s)	2x Nippon Chemic-Con (420V, 560uF each or 1120uF combined, 2000h @ 105°C,KMR)
Main Switchers	4x Alpha & Omega AOTF29S50 (600V, 29A @ 25°C, Rds(on): 0.15Ohm)

APFC Controller	Champion CM6500UNX & Sync Power SPN5003 (reducing no load consumption)
Resonant Controller	Champion CM6901T2X
IC Driver	2x Novosense NSI6602BD
Topology	Primary side: Bridgeless PFC, Full-Bridge & LLC Resonant Converter Secondary side: [12V] Synchronous Rectification & [Minor Rails] DC-DC converters
Secondary Side	
+12V MOSFETs	6x Infineon BSC010N04LS (40V, 206A @ 100°C, Rds(on): 1.0mOhm)
5V & 3.3V	DC-DC Converters: 4x UBIQ Semi QN3107M6N (30V, 70A @ 100°C, Rds(on): 2.6mOhm) PWM Controller(s): UPI-Semi uP3861P
Filtering Capacitors	Electrolytic: 6x Nichicon (2-5,000 @ 105°C, HD(M)) 3x Rubycon (4-10,000 @ 105°C, YXJ) Rubycon (3-6,000 @ 105°C, YXS) Rubycon (10,000 @ 105°C, YXM) Nichicon (4-10,000 @ 105°C, HE(M)) Polymer: 23x Nippon Chemi-con, 19x FPCAP
Supervisor IC	Weltrend WT7518 (OVP, UVP, OCP, PG)
MCU / Fan Controller	Nuvoton MS51FB9AE
Fan Model	BQ SIW4-13525-MF (135mm, 12V, 0.4A, Fluid Dynamic Bearing Fan)
5VSB Circuit	
Rectifier (High Side)	Dongke DK5V45R10V (45V, 10mOhm)
Standby PWM Controller	On-Bright OB2365T

Test Results

Temperature & Compliance Info

Temperature Range (°C /°F)	28-32 / 82.4-89.6
ErP Lot 3/6 Ready	✓
(EU) No 617/2013 Compliance	✓
ALPM (Alternative Low Power Mode) compatible	✓

ATX v3.1 PSU Power Excursion	✓

Performance Summary

115V

Accredited	
Average Efficiency (>1450 load combinations)	91.631%
Average Noise Output (>1450 Load Combinations)	10.34dBA
Average PF (>1450 Load Combinations)	0.992
Efficiency With 10W (≤500W) or 2% (>500W) Load	73.197%
Standby Power Consumption	0.0899W
Non-Accredited	
12V Ripple (Full Load)	21.32mV
5V Ripple (Full Load)	16.66mV
3.3V Ripple (Full Load)	16.32mV
5VSB Ripple (Full Load)	14.84mV
12V Load Regulation	0.61%
5V Load Regulation	0.46%
3.3V Load Regulation	0.67%
5VSB Load Regulation	3.51%
Inrush Current	35.940A

230V

Accredited	
Average Efficiency (>1450 load combinations)	93.457%
Average Noise Output (>1450 Load Combinations)	10.37dBA
Average PF (>1450 Load Combinations)	0.965
Efficiency With 10W (≤500W) or 2% (>500W) Load	75.067%
Standby Power Consumption	0.1392W
Non-Accredited	
12V Ripple (Full Load)	20.56mV

5V Ripple (Full Load)	16.70mV	
3.3V Ripple (Full Load)	16.04mV	
5VSB Ripple (Full Load)	13.40mV	
12V Load Regulation	0.65%	
5V Load Regulation	0.42%	
3.3V Load Regulation	0.70%	
5VSB Load Regulation	3.51%	
Inrush Current	67.510A	
12V Transient Response (200%)	11.51V	
5V Transient Response (200%)	4.972V	
3.3V Transient Response (200%)	3.183V	
5VSB Transient Response (200%)	4.910V	
Hold-Up Time & PWR_OK Signal	17.00ms	
AC Loss to PWR_OK Hold Up Time	14.90ms	
PWR_OK Inactive to DC Loss Delay	2.10ms	
PSU Timings: T1 (20% / 100%)	52.0ms	52.0ms
PSU Timings: T3 (20% / 100%)	122.0ms	122.0ms
12V OCP (28.5°C / 45.7°C)	99.20A (150.31%), 11.835V	96.30A (145.91%), 11.840V
5V OCP (28.5°C / 45.7°C)	31.3A (130.42%), 5.057V	31.6A (131.67%), 5.069V
3.3V OCP (28.5°C / 45.7°C)	30.3A (121.20%), 3.27V	30.1A (120.40%), 3.264V
5VSB OCP (28.5°C / 45.7°C)	5A (166.67%), 4.884V	4.8A (160.00%), 4.862V
OPP (26.92°C / 40.33°C)	125.71%	118.81%

Hold-Up Time & PWR_OK Signal

Hold-Up Time (ms)	17
AC Loss to PWR_OK Hold Up Time (ms)	14.9
PWR_OK Inactive to DC Loss Delay (ms)	2.1

Stromverbrauch im Ruhezustand

Tables

115V

Detailed Results						
	Average	Min	Limit Min	Max	Limit Max	Result
Mains Voltage RMS:	115.08 V	115.05 V	113.85 V	115.13 V	116.15 V	PASS
Mains Frequency:	60.00 Hz	59.99 Hz	59.40 Hz	60.01 Hz	60.60 Hz	PASS
Mains Voltage CF:	1.416	1.415	1.340	1.440	1.490	PASS
Mains Voltage THD:	0.13 %	0.10 %	N/A	0.18 %	2.00 %	PASS
Real Power:	0.090 W	0.061 W	N/A	0.155 W	N/A	N/A
Apparent Power:	10.056 W	9.984 W	N/A	10.128 W	N/A	N/A
Power Factor:	0.010	N/A	N/A	N/A	N/A	N/A

230V

Detailed Results						
	Average	Min	Limit Min	Max	Limit Max	Result
Mains Voltage RMS:	231.05 V	230.94 V	227.70 V	231.13 V	232.30 V	PASS
Mains Frequency:	50.00 Hz	49.99 Hz	49.50 Hz	50.01 Hz	50.50 Hz	PASS
Mains Voltage CF:	1.417	1.416	1.340	1.419	1.490	PASS
Mains Voltage THD:	0.17 %	0.14 %	N/A	0.28 %	2.00 %	PASS
Real Power:	0.139 W	0.090 W	N/A	0.253 W	N/A	N/A
Apparent Power:	34.355 W	34.062 W	N/A	34.630 W	N/A	N/A
Power Factor:	0.004	N/A	N/A	N/A	N/A	N/A

Efficiency Graph

115V

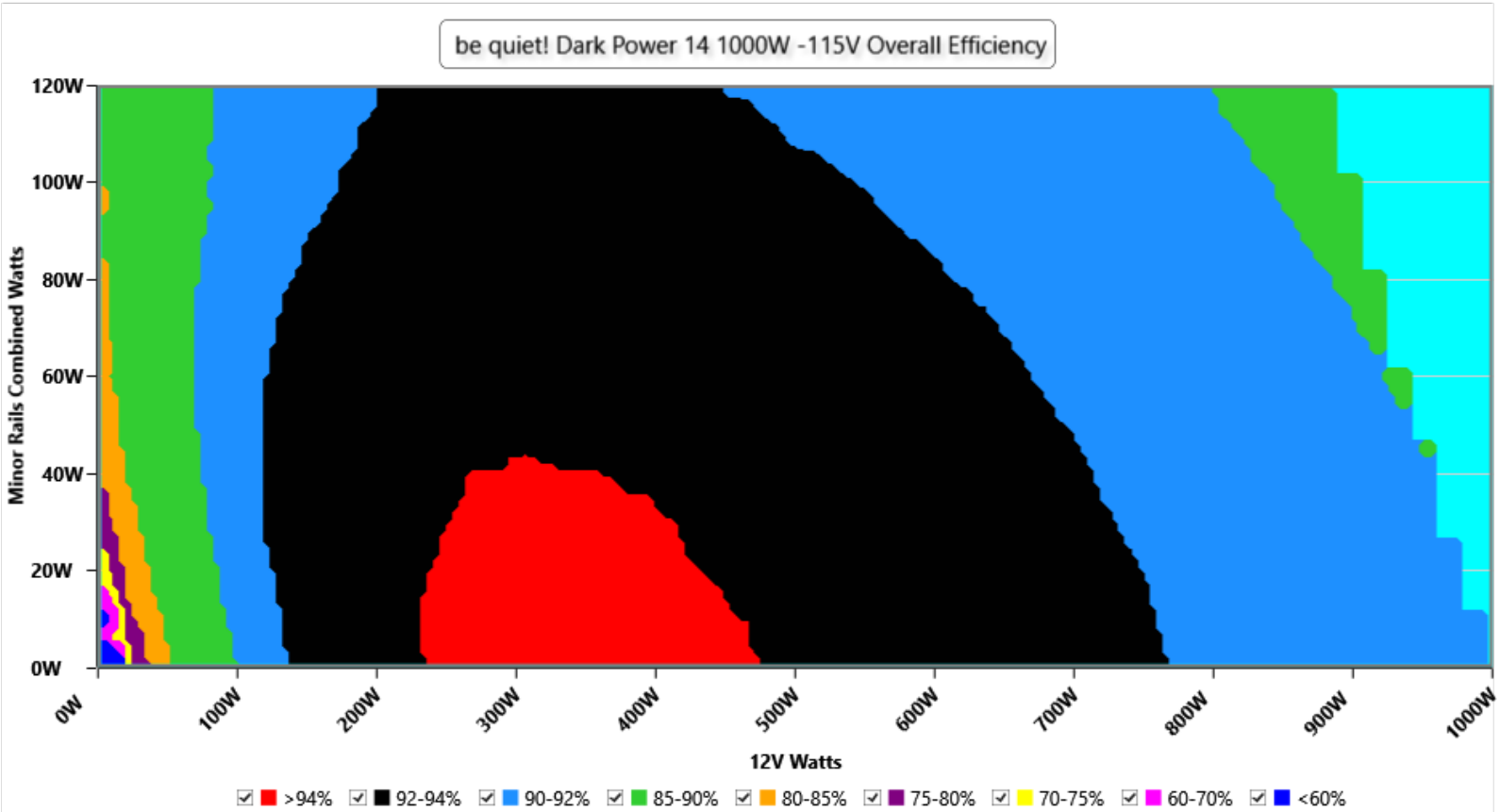

INFO

This graph depicts the PSU`s efficiency throughout its entire operational range. For the generation of the efficiency and noise graphs we set our loaders to auto mode through our custom-made software before trying thousands of possible load combinations

230V

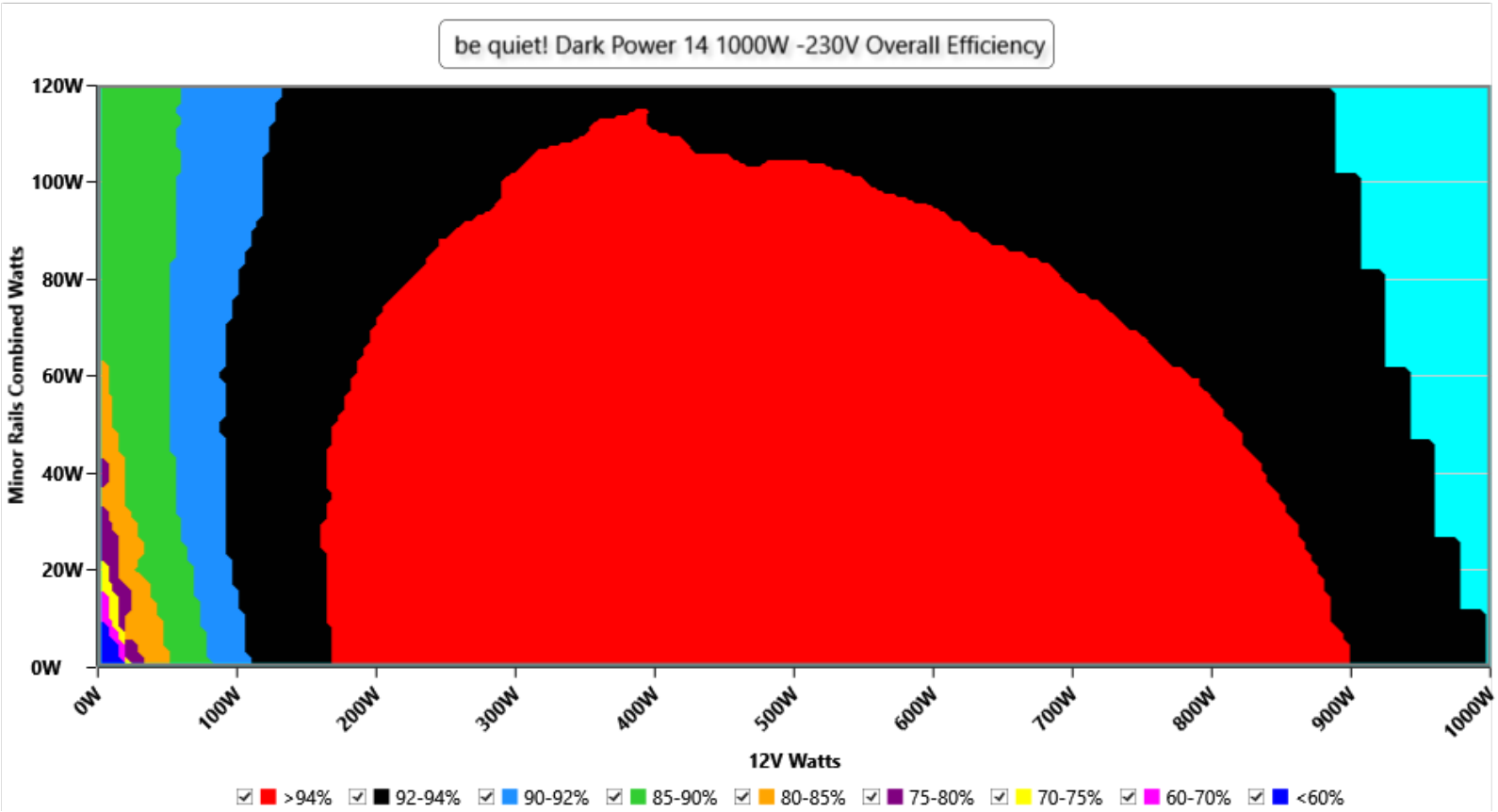

INFO

This graph depicts the PSU`s efficiency throughout its entire operational range. For the generation of the efficiency and noise graphs we set our loaders to auto mode through our custom-made software before trying thousands of possible load combinations

Noise Graph

115V

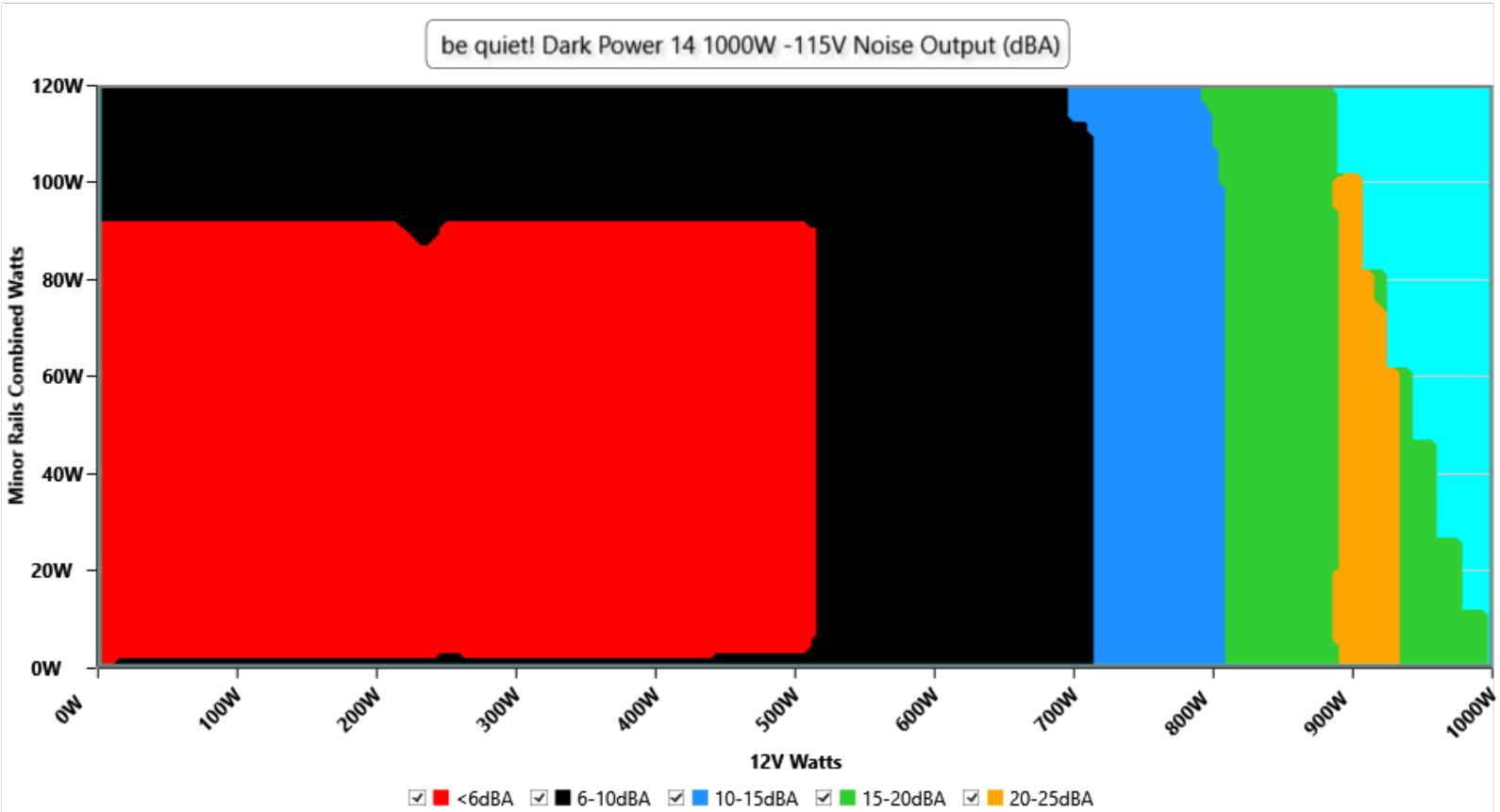

INFO

The PSU`s noise in its entire operational range and under 30-32 °C ambient is depicted in this graph. The X axis represents the load on the +12V rail(s) while the Y axis is the load on the minor rails

230V

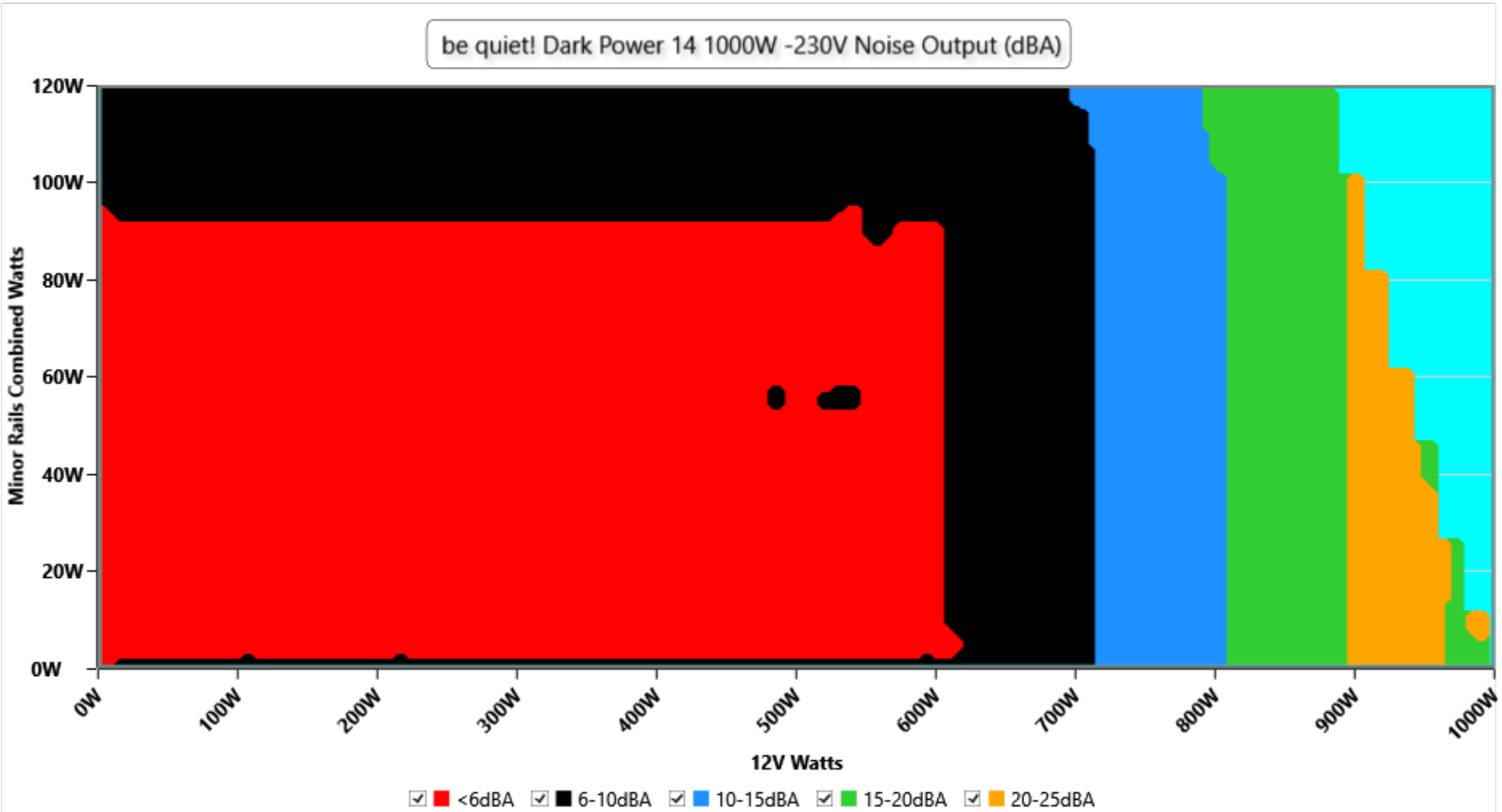

INFO

The PSU`s noise in its entire operational range and under 30-32 °C ambient is depicted in this graph. The X axis represents the load on the +12V rail(s) while the Y axis is the load on the minor rails

Conducted Emissions EN 55032 & CISPR 32

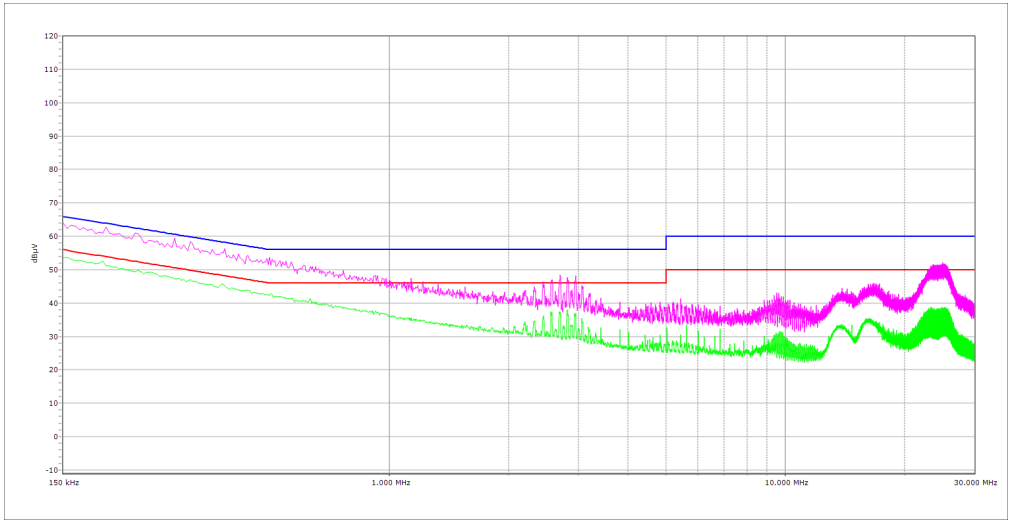

NEUTRAL

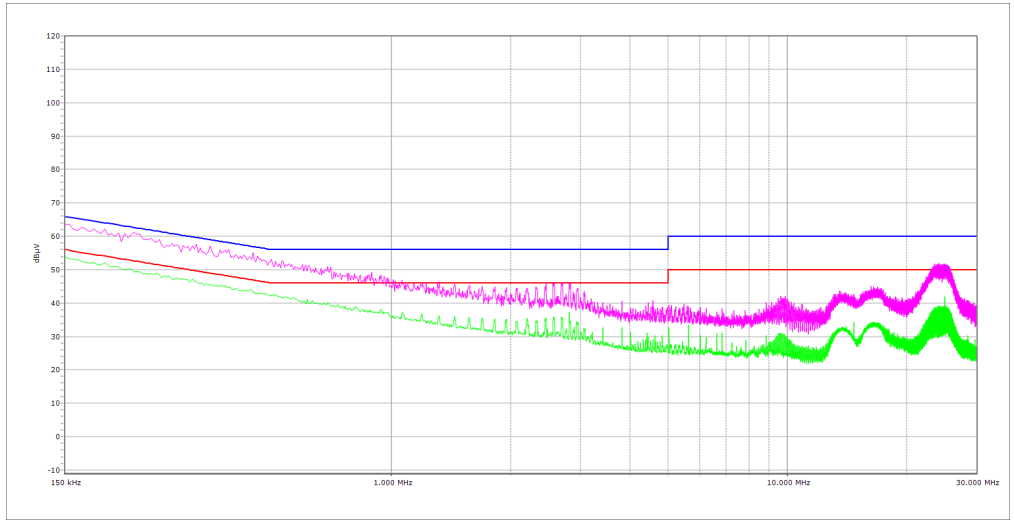

PHASE

Indicative Performance

Efficiency under high ambient temperature

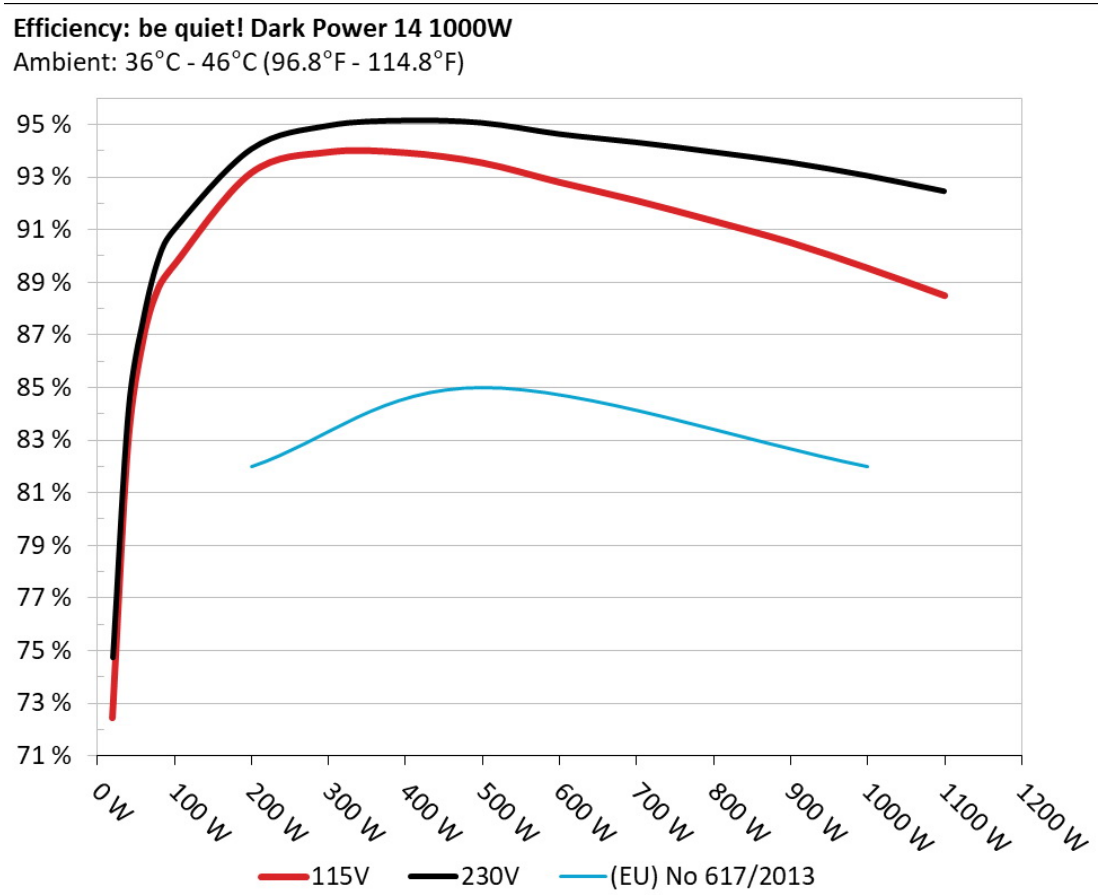

INFO

The PSU`s efficiency under high ambient temperatures with 115V and 230V input. For this graph the results of the 10-110% load regulation table are used

5VSB Efficiency

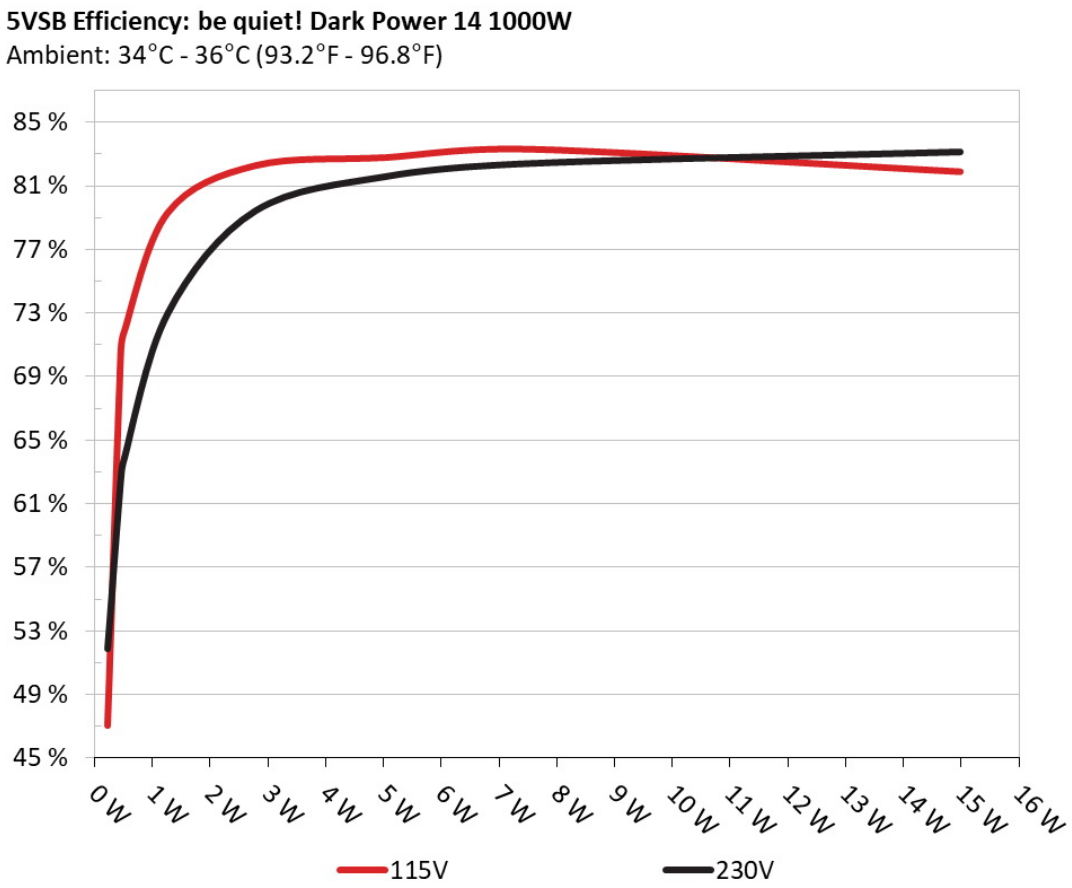

INFO

This graph depicts the efficiency levels of the 5VSB rail with 115V and 230V input

5VSB Efficiency (ERP LOT 3/6 & CEC)

115V

Test #	5VSB	DC/AC (Watts)	Efficiency	PF/AC Volts
1	**0.045A**	0.228W	47.066%	0.021
	5.073V	0.216W		114.87V
2	**0.09A**	0.457W	70.703%	0.062
	5.072V	0.647W		114.87V
3	**0.55A**	2.783W	82.313%	0.259
	5.06V	3.382W		114.87V
4	**1A**	5.048W	82.827%	0.34
	5.048V	6.095W		114.87V
5	**1.5A**	7.552W	83.345%	0.4
	5.034V	9.062W		114.86V
6	**3A**	14.98W	81.931%	0.476
	4.993V	18.283W		114.86V

230V

Test #	5VSB	DC/AC (Watts)	Efficiency	PF/AC Volts
1	**0.045A**	0.228W	51.883%	0.013
	5.074V	0.441W		229.91V
2	**0.09A**	0.457W	62.565%	0.021
	5.072V	0.731W		229.9V
3	**0.55A**	2.783W	79.409%	0.097
	5.06V	3.505W		229.89V
4	**1A**	5.048W	81.574%	0.162
	5.047V	6.188W		229.88V
5	**1.5A**	7.551W	82.396%	0.198
	5.033V	9.165W		229.88V
6	**3A**	14.978W	83.116%	0.307
	4.992V	18.019W		229.88V

Protection Features

OCP (Normal @ 28.5°C)	12V: 99.20A (150.31%), 11.835V 5V: 31.3A (130.42%), 5.057V 3.3V: 30.3A (121.20%), 3.27V 5VSB: 5A (166.67%), 4.884V
OCP (Hot @ 45.7°C)	12V: 96.30A (145.91%), 11.840V 5V: 31.6A (131.67%), 5.069V 3.3V: 30.1A (120.40%), 3.264V 5VSB: 4.8A (160.00%), 4.862V
OPP (Normal @ 26.9°C)	1257.13W (125.71%)
OPP (Hot @ 40.3°C)	1188.10W (118.81%)
OTP	✓ (118°C @ Heat Sink)
SCP	12V to Earth: ✓ 5V to Earth: ✓ 3.3V to Earth: ✓ 5VSB to Earth: ✓ -12V to Earth: ✓
PWR_OK	Proper Operation
UVP (Full Load @ 90V)	✓
UVP (No Damage @ 80V)	✓
Conducted Emissions EN55032 & CISPR 32	✓
NLO	✓
Fan Failure Protection	✗
SIP	Surge: MOV Inrush: NTC & Bypass Relay

Supplementary Tests (For Reference)

Typical Load Tests

115V

Test	12V	5V	3.3V	5VSB	DC/AC (Watts)	Efficiency	Fan Speed (RPM)	PSU Noise (dB[A])	Temps (In/Out)	PF/AC Volts
10%	**6.507A**	**1.974A**	**2A**	**0.992A**	99.997	89.641%	0	<6.0	43.23°C	0.967
	12.048V	5.065V	3.3V	5.04V	111.555				40.13°C	114.84V
20%	**14.040A**	**2.963A**	**3.002A**	**1.194A**	199.946	93.147%	0	<6.0	43.98°C	0.986
	12.040V	5.062V	3.297V	5.024V	214.658				40.55°C	114.81V
30%	**21.934A**	**3.458A**	**3.505A**	**1.398A**	299.993	93.938%	0	<6.0	43.88°C	0.993
	12.033V	5.06V	3.296V	5.009V	319.352				41.15°C	114.77V
40%	**29.797A**	**3.954A**	**4.008A**	**1.602A**	399.543	93.916%	0	<6.0	46.67°C	0.996
	12.026V	5.058V	3.294V	4.994V	425.427				41.65°C	114.74V
50%	**37.337A**	**4.945A**	**5.014A**	**1.808A**	499.265	93.535%	0	<6.0	47.19°C	0.997
	12.019V	5.056V	3.291V	4.979V	533.775				42.01°C	114.71V
60%	**44.953A**	**5.938A**	**6.022A**	**2A**	599.732	92.797%	440	6.5	42.93°C	0.997
	12.012V	5.053V	3.288V	4.964V	646.283				49.24°C	114.67V
70%	**52.520A**	**6.93A**	**7.03A**	**2.223A**	699.528	92.098%	441	6.5	43.04°C	0.998
	12.003V	5.051V	3.286V	4.95V	759.553				50.06°C	114.64V
80%	**60.161A**	**7.922A**	**8.039A**	**2.329A**	799.542	91.323%	639	8.9	43.8°C	0.998
	11.995V	5.049V	3.284V	4.938V	875.504				50.55°C	114.6V
90%	**68.145A**	**8.419A**	**8.529A**	**2.436A**	899.324	90.51%	948	19.8	44.54°C	0.998
	11.987V	5.047V	3.283V	4.926V	993.621				50.83°C	114.57V
100%	**75.950A**	**8.915A**	**9.049A**	**3.062A**	999.343	89.537%	1516	33.2	45.01°C	0.998
	11.978V	5.047V	3.282V	4.9V	1116.121				50.77°C	114.52V
110%	**83.685A**	**9.911A**	**10.153A**	**3.069A**	1099.989	88.485%	1946	40.2	46°C	0.998
	11.970V	5.045V	3.279V	4.889V	1243.139				53.92°C	114.49V
CL1	**0.116A**	**14.316A**	**14.554A**	**0A**	121.3	84.981%	581	7.8	41.87°C	0.974
	12.050V	5.044V	3.277V	5.049V	142.742				49.23°C	114.83V

Test	12V	5V	3.3V	5VSB	DC/AC (Watts)	Efficiency	Fan Speed (RPM)	PSU Noise (dB[A])	Temps (In/Out)	PF/AC Volts
CL2	**0.115A**	**23.771A**	**0A**	**0A**	121.246	84.397%	1228	27.5	40.32°C	0.973
	12.050V	5.042V	3.281V	5.056V	143.662				44.32°C	114.83V
CL3	**0.115A**	**0A**	**25.216A**	**0A**	83.88	76.875%	1504	33	41.04°C	0.967
	12.047V	5.045V	3.272V	5.054V	109.111				44.46°C	114.85V
CL4	**83.471A**	**0A**	**0A**	**0A**	999.909	90.398%	1017	21.9	45.23°C	0.998
	11.979V	5.06V	3.296V	4.998V	1106.125				50.54°C	114.54V

The results above are not used in the certification process

230V

Test	12V	5V	3.3V	5VSB	DC/AC (Watts)	Efficiency	Fan Speed (RPM)	PSU Noise (dB[A])	Temps (In/Out)	PF/AC Volts
10%	**6.505A**	**1.975A**	**2.002A**	**0.993A**	99.996	91.018%	0	<6.0	43.43°C	0.858
	12.051V	5.064V	3.297V	5.038V	109.864				40.36°C	229.88V
20%	**14.036A**	**2.964A**	**3.005A**	**1.195A**	199.947	94.071%	0	<6.0	44.34°C	0.945
	12.043V	5.061V	3.294V	5.023V	212.547				40.7°C	229.86V
30%	**21.930A**	**3.459A**	**3.508A**	**1.398A**	299.994	94.958%	0	<6.0	44.58°C	0.97
	12.035V	5.059V	3.292V	5.008V	315.915				41.43°C	229.84V
40%	**29.791A**	**3.955A**	**4.012A**	**1.602A**	399.532	95.154%	0	<6.0	45.41°C	0.978
	12.028V	5.057V	3.29V	4.993V	419.879				41.58°C	229.83V
50%	**37.331A**	**4.947A**	**5.02A**	**1.808A**	499.274	95.065%	0	<6.0	45.95°C	0.983
	12.021V	5.054V	3.287V	4.977V	525.194				42.25°C	229.82V
60%	**44.951A**	**5.939A**	**6.028A**	**2A**	599.725	94.638%	447	6.5	42.79°C	0.987
	12.013V	5.052V	3.285V	4.964V	633.702				48.12°C	229.8V
70%	**52.518A**	**6.931A**	**7.038A**	**2.223A**	699.533	94.325%	458	6.5	43.07°C	0.99
	12.004V	5.05V	3.283V	4.949V	741.625				48.61°C	229.79V
80%	**60.158A**	**7.923A**	**8.048A**	**2.33A**	799.535	93.958%	643	9.1	43.87°C	0.992
	11.995V	5.048V	3.28V	4.937V	850.951				49.16°C	229.77V
90%	**68.147A**	**8.42A**	**8.538A**	**2.437A**	899.317	93.559%	871	17.4	44.15°C	0.993
	11.986V	5.047V	3.279V	4.925V	961.237				49.01°C	229.75V

Test	12V	5V	3.3V	5VSB	DC/AC (Watts)	Efficiency	Fan Speed (RPM)	PSU Noise (dB[A])	Temps (In/Out)	PF/AC Volts
100%	**75.949A**	**8.916A**	**9.059A**	**3.062A**	999.328	93.058%	1488	32.7	45.03°C	0.994
	11.978V	5.047V	3.278V	4.899V	1073.88				48.8°C	229.73V
110%	**83.690A**	**9.91A**	**10.163A**	**3.069A**	1099.951	92.464%	1946	40.2	46.11°C	0.995
	11.969V	5.045V	3.276V	4.889V	1189.601				50.23°C	229.71V
CL1	**0.116A**	**14.314A**	**14.569A**	**0A**	121.297	86.371%	579	7.8	40.75°C	0.903
	12.048V	5.044V	3.274V	5.05V	140.44				46.85°C	229.88V
CL2	**0.115A**	**23.765A**	**0A**	**0A**	121.246	85.557%	1230	27.5	40.16°C	0.903
	12.049V	5.043V	3.28V	5.056V	141.677				44.35°C	229.87V
CL3	**0.115A**	**0A**	**25.229A**	**0A**	83.88	78%	1474	32.5	41.05°C	0.852
	12.047V	5.045V	3.27V	5.054V	107.534				43.62°C	229.88V
CL4	**83.482A**	**0A**	**0A**	**0A**	1000.025	93.617%	1580	34.3	43.17°C	0.994
	11.979V	5.062V	3.295V	4.996V	1068.21				46.91°C	229.73V

The results above are not used in the certification process

Light Load Tests

115V

Test	12V	5V	3.3V	5VSB	DC/AC (Watts)	Efficiency	Fan Speed (RPM)	PSU Noise (dB[A])	Temps (In/Out)	PF/AC Volts
20W	**1.232A**	**0.493A**	**0.499A**	**0.197A**	20.004	72.432%	0	<6.0	40.17°C	0.819
	12.050V	5.07V	3.304V	5.072V	27.617				36.02°C	114.88V
40W	**2.714A**	**0.691A**	**0.699A**	**0.296A**	40.007	82.756%	0	<6.0	40.88°C	0.927
	12.050V	5.068V	3.303V	5.066V	48.345				37.86°C	114.86V
60W	**4.194A**	**0.888A**	**0.899A**	**0.395A**	60.006	86.827%	0	<6.0	40.25°C	0.954
	12.049V	5.067V	3.302V	5.061V	69.111				38.28°C	114.86V
80W	**5.670A**	**1.085A**	**1.099A**	**0.494A**	79.951	88.793%	0	<6.0	42.65°C	0.964
	12.049V	5.067V	3.302V	5.056V	90.041				39.32°C	114.84V

The results above are not used in the certification process

230V

Test	12V	5V	3.3V	5VSB	DC/AC (Watts)	Efficiency	Fan Speed (RPM)	PSU Noise (dB[A])	Temps (In/Out)	PF/AC Volts
20W	**1.232A**	**0.493A**	**0.5A**	**0.197A**	20.005	74.73%	0	<6.0	38.92°C	0.405
	12.055V	5.068V	3.301V	5.071V	26.77				36.21°C	229.89V
40W	**2.712A**	**0.691A**	**0.7A**	**0.296A**	40.001	84.083%	0	<6.0	40.06°C	0.636
	12.055V	5.067V	3.3V	5.065V	47.583				37.06°C	229.89V
60W	**4.192A**	**0.888A**	**0.9A**	**0.395A**	60.001	87.669%	0	<6.0	41.65°C	0.736
	12.054V	5.067V	3.299V	5.06V	68.441				38.78°C	229.88V
80W	**5.668A**	**1.085A**	**1.1A**	**0.495A**	79.944	89.959%	0	<6.0	41.86°C	0.811
	12.053V	5.066V	3.299V	5.055V	88.868				39.48°C	229.88V

The results above are not used in the certification process

Ripple Measurements

115V

Test	12V	5V	3.3V	5VSB	Pass/Fail
10% Load	19.03mV	17.09mV	16.42mV	12.73mV	Pass
20% Load	21.12mV	17.09mV	16.98mV	12.62mV	Pass
30% Load	20.51mV	16.94mV	16.16mV	12.52mV	Pass
40% Load	22.04mV	16.89mV	17.18mV	12.98mV	Pass
50% Load	23.78mV	17.40mV	16.72mV	13.03mV	Pass
60% Load	20.46mV	17.60mV	17.14mV	13.90mV	Pass
70% Load	20.97mV	18.01mV	17.24mV	15.39mV	Pass
80% Load	20.81mV	18.22mV	17.55mV	15.55mV	Pass
90% Load	21.79mV	17.96mV	18.57mV	16.63mV	Pass
100% Load	21.32mV	16.66mV	16.32mV	14.84mV	Pass
110% Load	22.55mV	16.85mV	16.49mV	15.56mV	Pass
Crossload1	19.01mV	17.09mV	16.23mV	11.61mV	Pass
Crossload2	21.63mV	20.84mV	17.44mV	12.83mV	Pass

Test	12V	5V	3.3V	5VSB	Pass/Fail
Crossload3	19.79mV	16.73mV	19.44mV	12.26mV	Pass
Crossload4	21.43mV	17.34mV	16.65mV	13.90mV	Pass

The results above are not used in the certification process

230V

Test	12V	5V	3.3V	5VSB	Pass/Fail
10% Load	19.38mV	16.88mV	15.70mV	12.01mV	Pass
20% Load	20.66mV	16.32mV	14.83mV	11.95mV	Pass
30% Load	21.17mV	16.42mV	14.83mV	12.21mV	Pass
40% Load	21.28mV	16.06mV	15.03mV	11.90mV	Pass
50% Load	20.97mV	15.19mV	14.16mV	11.59mV	Pass
60% Load	20.87mV	16.27mV	15.23mV	11.90mV	Pass
70% Load	19.23mV	17.60mV	16.01mV	12.83mV	Pass
80% Load	20.30mV	17.14mV	16.26mV	14.57mV	Pass
90% Load	21.53mV	17.14mV	16.21mV	14.88mV	Pass
100% Load	20.56mV	16.70mV	16.04mV	13.40mV	Pass
110% Load	20.96mV	15.65mV	15.87mV	13.76mV	Pass
Crossload1	19.06mV	15.18mV	15.81mV	10.92mV	Pass
Crossload2	18.98mV	16.93mV	14.11mV	10.31mV	Pass
Crossload3	19.59mV	17.09mV	20.01mV	12.06mV	Pass
Crossload4	20.51mV	15.44mV	15.27mV	12.95mV	Pass

The results above are not used in the certification process

be quiet! Dark Power 14 1000W

Top side

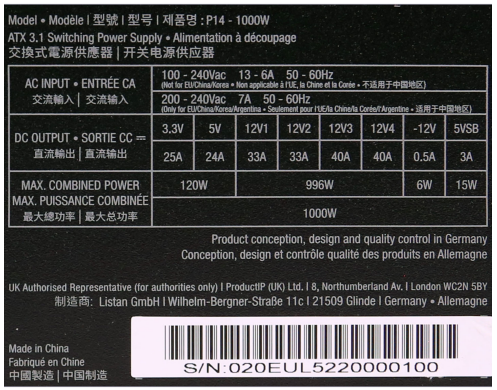

Model • Modèle | 型號 | 型号 | 제품명 : P14 - 1000W
ATX 3.1 Switching Power Supply • Alimentation à découpage
交換式電源供應器 | 开关电源供应器

AC INPUT • ENTRÉE CA 交流輸入 | 交流输入	100 - 240Vac 13 - 6A 50 - 60Hz (Not for EU/China/Korea • Non applicable à l'UE, la Chine et la Corée • 不适用于中国地区)							
	200 - 240Vac 7A 50 - 60Hz (Only for EU/China/Korea/Argentina • Seulement pour l'UE/la Chine/la Corée/l'Argentine • 适用于中国地区)							
DC OUTPUT • SORTIE CC ⎓ 直流輸出 | 直流输出	3.3V	5V	12V1	12V2	12V3	12V4	-12V	5VSB
	25A	24A	33A	33A	40A	40A	0.5A	3A
MAX. COMBINED POWER MAX. PUISSANCE COMBINÉE 最大總功率 | 最大总功率	120W	996W					6W	15W
	1000W							

Product conception, design and quality control in Germany
Conception, design et contrôle qualité des produits en Allemagne

UK Authorised Representative (for authorities only) I ProductIP (UK) Ltd. I 8, Northumberland Av. I London WC2N 5BY
制造商: Listan GmbH I Wilhelm-Bergner-Straße 11c I 21509 Glinde I Germany • Allemagne

Made in China
Fabriqué en Chine
中國製造 | 中国制造

S/N:020EUL5220000100

Power specifications label

Fan



PSU Internals

Cybenetics bietet freiwillige Zertifizierungsprogramme für Netzteile – ETA für Effizienz, LAMBDA für Lautstärke und SAFE für Sicherheit und korrekten Betrieb – sowie für Kühlprodukte mit DELTA für die Schalldämmung von Gehäusen und PHI für Luftstrom und statischen Druck von Lüftern

CYBENETICS LTD Syrou 6, Latsia, 2231, Nicosia Cyprus

www.cybenetics.com - info@cybenetics.com