Gamer Storm PS650G

Serial Number -

Lab ID GA65002957

Certification ID 252957

Test Result Report ID: 25PS2957A

Certificate Issue Date: Sep 11, 2025

Scheme: ETA-EMI PSU

115V: CYBENETICS PLATINUM

230V: CYBENETICS PLATINUM 230v

Scheme: LAMBDA PSU

115V: CYBENETICS A

230V: CYBENETICS A 230v

CYBENETICS ATX 3.1 PASS

Outside Validation Scope

General Information

Test Equipment

Electronic Loads	Chroma 63601-5 x2 Chroma 63600-2 Chroma 63640-80-80 x10 Chroma 63610-80-20
AC Sources	Chroma 6530, APM SP300VAC4000W-P, GW Instek ASR-3500
Power Analyzers	Rohde & Schwarz HMC8015 & NPA701
Oscilloscopes	Picoscope 4444, Siglent SDS2104X PLUS
Sound Analyzer	Bruel & Kjaer 2270 G4
Microphone	Bruel & Kjaer Type 4955-A
Temperature Logger	Picoscope TC-08
Tachometer	UNI-T UT372
Multimeters	Keysight 34465A
EMI Analyzer	TekBox TBMR-110M-EU
Isolation Transformer	4kVA
UPS	FSP Champ Tower 3kVA, CyberPower OLS3000E 3kVA
Testing Methodology	Cybenetics PSU Test Protocol

DUT Information(Non-accredited measurements)

Product Identification Details	
Brand	Gamer Storm
Model	PS650G
OEM/ODM	Helly
Serial Number	-
Product Specifications	
Manufacturer-Provided Information	
Rated Voltage (Vrms)	100-240
Rated Current (Arms)	5-10

Rated Frequency (Hz)	50-60
Rated Power (W)	650
Operating Temperature (Continuous Full Load) (°C)	
Type	SFX
Cable Design	Fully Modular
Warranty	-
Cybenetics Measurements	
Dimensions (W x H x D)	
Weight	
Cooling	92mm Fluid Dynamic Bearing Fan (HA9220H12F-Z)
Semi-Passive Operation	✗
Cybenetics Testing Information	
Lab ID	GA65002957
Date of receipt	Aug 21, 2025
Testing Date	Sep 10, 2025
Report Issued Date	Sep 11, 2025
Engineer Name	Okeke Ugochukwu Onyedikachukwu
Authorized By the Laboratory Technical Manager	Aristeidis Bitziopoulos
Signature	

Cables and Connectors(Non-accredited measurements)

Modular Cables				
Description	**Cable Count**	**Connector Count (Total)**	**Gauge**	Cable Type
ATX connector 20+4 pin (350mm)	1	1	18-20AWG	Tinned Copper / Copper
4+4 pin ATX12V (450mm+120mm)	1	2	18AWG	Tinned Copper
6+2 pin PCIe (450mm+120mm)	1	2	18AWG	Tinned Copper
6+2 pin PCIe (450mm)	1	1	18AWG	Tinned Copper
12+4 pin PCIe (450mm) (600W)	1	1	16-26AWG	Tinned Copper
SATA (300mm+120mm) / 4-pin Molex (+120mm)	1	2 / 1	18AWG	CCA

Protection Features(Manufacturer)

Over Power Protection	✓
Over Current (+12V) Protection	✓
Over Temperature Protection	✓
Short Circuit Protection	✓
Surge Protection	✓
Inrush Current Protection	✓
Fan Failure Protection	✗

Power Specifications

Rail		3.3V	5V	12V	5VSB	-12V
Max. Power	Amps	20	20	54	3	0.3
	Watts	100		648	15	3.6
Total Max. Power (W)		650				

Parts Description

General Data	
Manufacturer (OEM)	Helly Technology
PCB Type	Double-Sided
Primary Side	
Transient Filter	2x Y caps, 2x X caps, 2x CM chokes, 1x MOV
Inrush Protection	NTC Thermistor MF73T-1 10/6 (10 Ohm @ 25°C) & Relay
Bridge Rectifier	1x
APFC MOSFETs	2x Oriental Semi OSG55R190FF (550V, 12.5A @ 100°C, Rds(on): 0.19Ohm)
APFC Boost Diode	Global Power G3S06510A (650V, 10A @ 153.5°C)
Bulk Cap(s)	Nippon Chemi-Con (420V, 470uF, 2000h @ 105°C, KMZ)
Main Switchers	2x Oriental Semi OSG55R140FF (550V, 14.5A @ 100°C, Rds(on): 0.14Ohm)
APFC Controller	Champion CM6500UNX
Resonant Controller	Champion CM6901T6X

Topology	Primary side: APFC, Half-Bridge & LLC Resonant Converter Secondary side: [12V] Synchronous Rectification & [Minor Rails] DC-DC converters
Secondary Side	
+12V MOSFETs	6x Huayi HYG009N04LS1C2 (40V, 233A @ 100°C, Rds(on): 0.96mOhm)
5V & 3.3V	DC-DC Converters: 2x KS3212T 2x KS3214T PWM Controller(s): UPI-Semi uP3861P
Filtering Capacitors	Electrolytic: Nippon Chemi-Con (2-5,000 @ 105°C, KZE) 3x Rubycon (4-10,000 @ 105°C, YXF) Polymer: 13x ChengX (PC), 10x Beryl (BC))
Supervisor IC	IN1S429I-SCG
Fan Model	Hong Hua HA9220H12F-Z (90mm, 12V, 0.50A, Fluid Dynamic Bearing Fan)
5VSB Circuit	
Rectifier	Dongke DK5V60R20S (60V, 20mOhm)
Standby PWM Controller	Excelliance MOS EM8569C

Test Results

Temperature & Compliance Info

Temperature Range (°C /°F)	28-32 / 82.4-89.6
ErP Lot 3/6 Ready	✓
(EU) No 617/2013 Compliance	✓
ALPM (Alternative Low Power Mode) compatible	✓
ATX v3.1 PSU Power Excursion	✓

Performance Summary

115V

Accredited	
Average Efficiency (>1450 load combinations)	89.834%

Average Noise Output (>1450 Load Combinations)	22.65dBA
Average PF (>1450 Load Combinations)	0.991
Efficiency With 10W (≤500W) or 2% (>500W) Load	67.928%
Standby Power Consumption	0.0593W
Non-Accredited	
12V Ripple (Full Load)	37.36mV
5V Ripple (Full Load)	9.14mV
3.3V Ripple (Full Load)	9.77mV
5VSB Ripple (Full Load)	6.15mV
12V Load Regulation	0.24%
5V Load Regulation	0.43%
3.3V Load Regulation	0.51%
5VSB Load Regulation	2.74%
Inrush Current	19.820A

230V

Accredited	
Average Efficiency (>1450 load combinations)	91.775%
Average Noise Output (>1450 Load Combinations)	23.05dBA
Average PF (>1450 Load Combinations)	0.959
Efficiency With 10W (≤500W) or 2% (>500W) Load	69.590%
Standby Power Consumption	0.0873W
Non-Accredited	
12V Ripple (Full Load)	33.65mV
5V Ripple (Full Load)	8.96mV
3.3V Ripple (Full Load)	9.12mV
5VSB Ripple (Full Load)	6.23mV
12V Load Regulation	0.24%
5V Load Regulation	0.43%
3.3V Load Regulation	0.54%
5VSB Load Regulation	2.72%
Inrush Current	34.600A

12V Transient Response (200%)	11.67V	
5V Transient Response (200%)	5.011V	
3.3V Transient Response (200%)	3.302V	
5VSB Transient Response (200%)	5.032V	
Hold-Up Time & PWR_OK Signal	17.70ms	
AC Loss to PWR_OK Hold Up Time	16.00ms	
PWR_OK Inactive to DC Loss Delay	1.70ms	
PSU Timings: T1 (20% / 100%)	43.0ms	43.0ms
PSU Timings: T3 (20% / 100%)	118.0ms	117.0ms
12V OCP (26.7°C / 42.0°C)	64.80A (120.00%), 12.069V	64.40A (119.26%), 12.084V
5V OCP (26.7°C / 42.0°C)	28.2A (141.00%), 5.049V	27.8A (139.00%), 5.05V
3.3V OCP (26.7°C / 42.0°C)	28.1A (140.50%), 3.338V	28.3A (141.50%), 3.338V
5VSB OCP (26.7°C / 42.0°C)	4.8A (160.00%), 4.979V	4.6A (153.33%), 4.978V
OPP (27.33°C / 42.77°C)	134.91%	132.83%

Hold-Up Time & PWR_OK Signal

Hold-Up Time (ms)	17.7
AC Loss to PWR_OK Hold Up Time (ms)	16
PWR_OK Inactive to DC Loss Delay (ms)	1.7

Tables

115V

Detailed Results						
	Average	Min	Limit Min	Max	Limit Max	Result
Mains Voltage RMS:	115.07 V	115.03 V	113.85 V	115.13 V	116.15 V	PASS
Mains Frequency:	60.00 Hz	59.99 Hz	59.40 Hz	60.02 Hz	60.60 Hz	PASS
Mains Voltage CF:	1.417	1.415	1.340	1.419	1.490	PASS

Mains Voltage THD:	0.15 %	0.11 %	N/A	0.21 %	2.00 %	PASS
Real Power:	0.059 W	0.040 W	N/A	0.088 W	N/A	N/A
Apparent Power:	6.643 W	6.446 W	N/A	6.846 W	N/A	N/A
Power Factor:	0.009	N/A	N/A	N/A	N/A	N/A

230V

Detailed Results						
	Average	Min	Limit Min	Max	Limit Max	Result
Mains Voltage RMS:	231.02 V	230.92 V	227.70 V	231.09 V	232.30 V	PASS
Mains Frequency:	50.00 Hz	49.99 Hz	49.50 Hz	50.01 Hz	50.50 Hz	PASS
Mains Voltage CF:	1.417	1.416	1.340	1.419	1.490	PASS
Mains Voltage THD:	0.17 %	0.14 %	N/A	0.25 %	2.00 %	PASS
Real Power:	0.087 W	0.052 W	N/A	0.126 W	N/A	N/A
Apparent Power:	21.680 W	21.382 W	N/A	21.988 W	N/A	N/A
Power Factor:	0.004	N/A	N/A	N/A	N/A	N/A

Efficiency Graph

115V

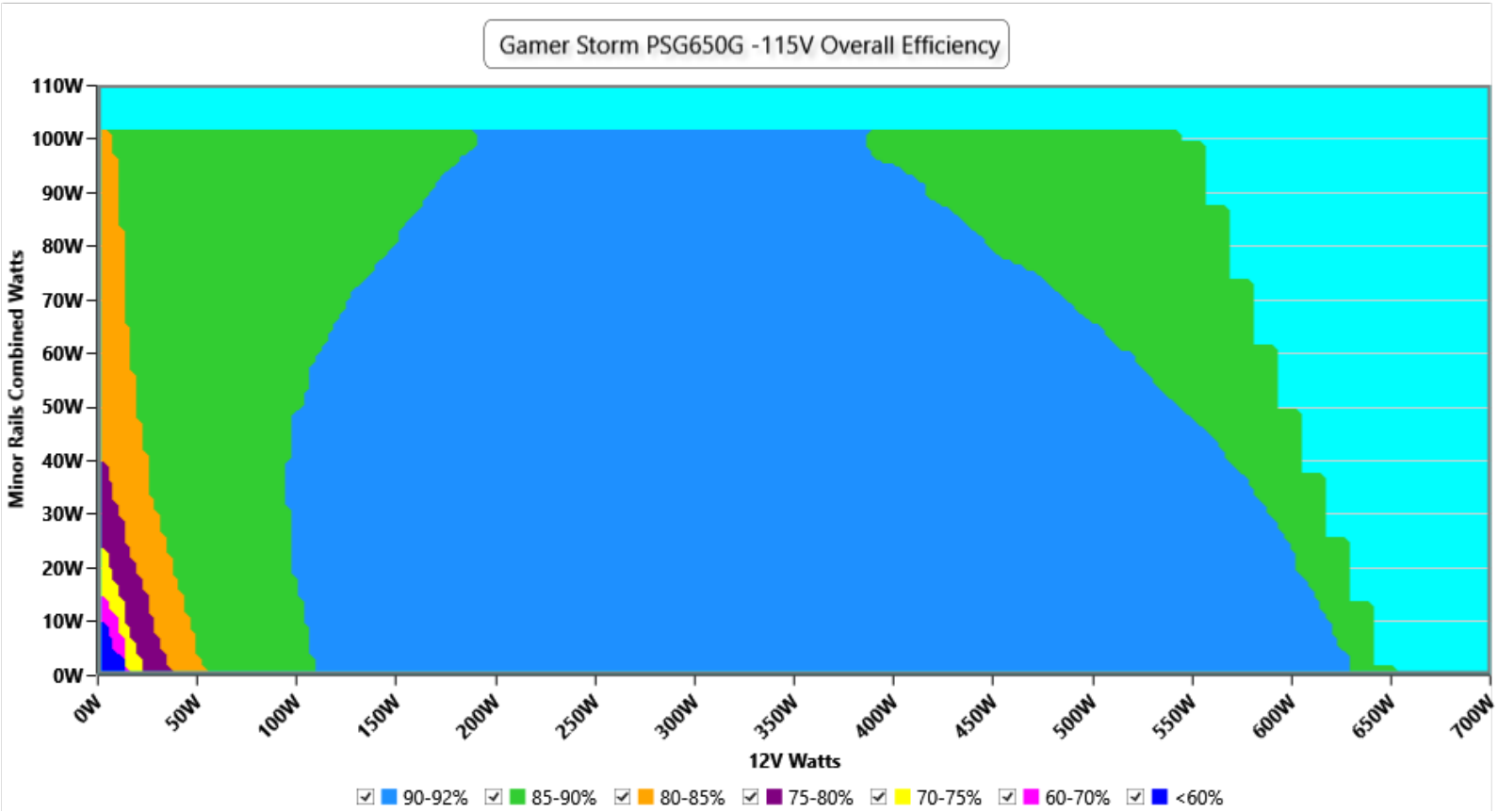

INFO

This graph depicts the PSU`s efficiency throughout its entire operational range. For the generation of the efficiency and noise graphs we set our loaders to auto mode through our custom-made software before trying thousands of possible load combinations

230V

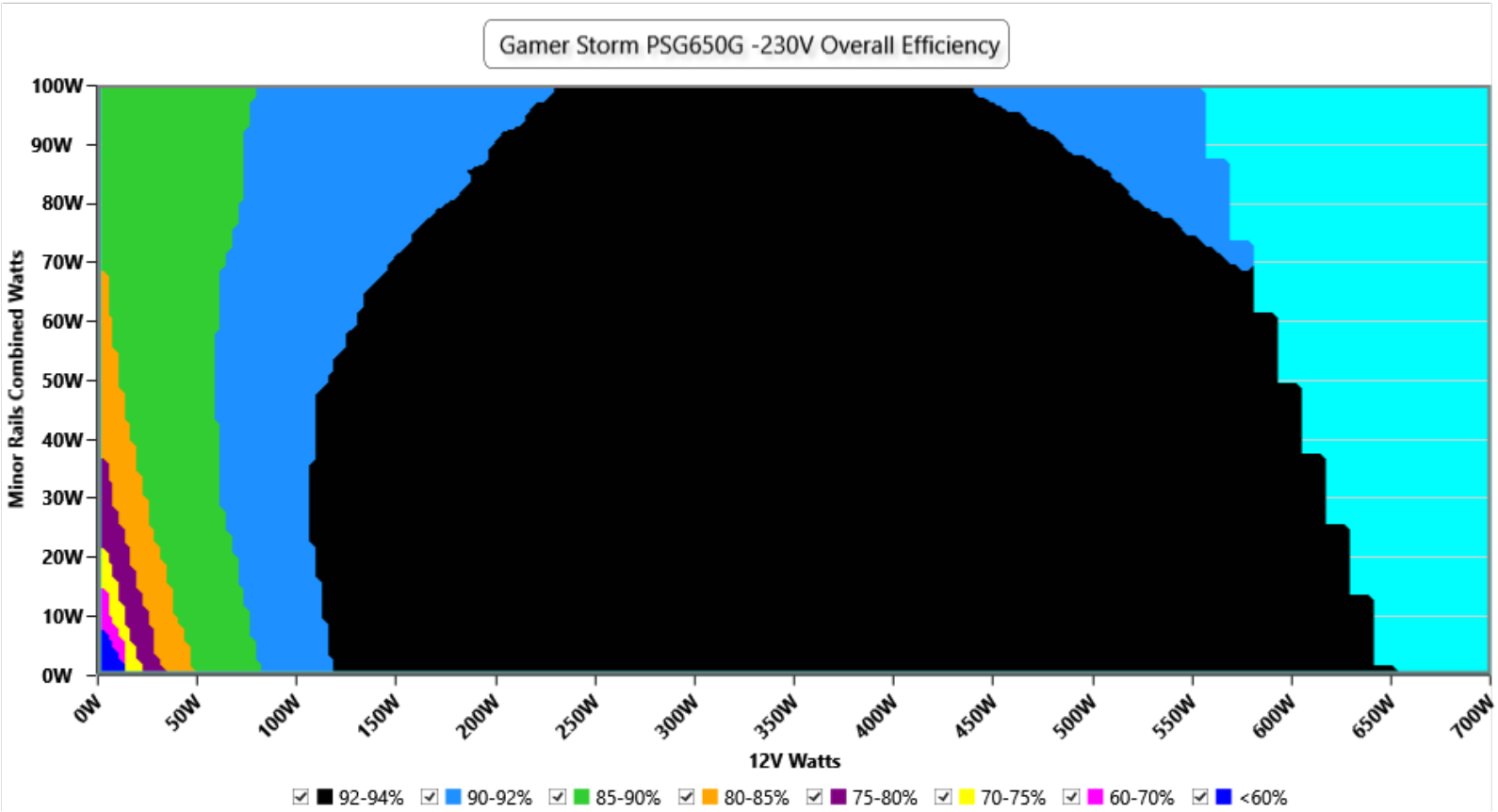

INFO

This graph depicts the PSU`s efficiency throughout its entire operational range. For the generation of the efficiency and noise graphs we set our loaders to auto mode through our custom-made software before trying thousands of possible load combinations

Noise Graph

115V

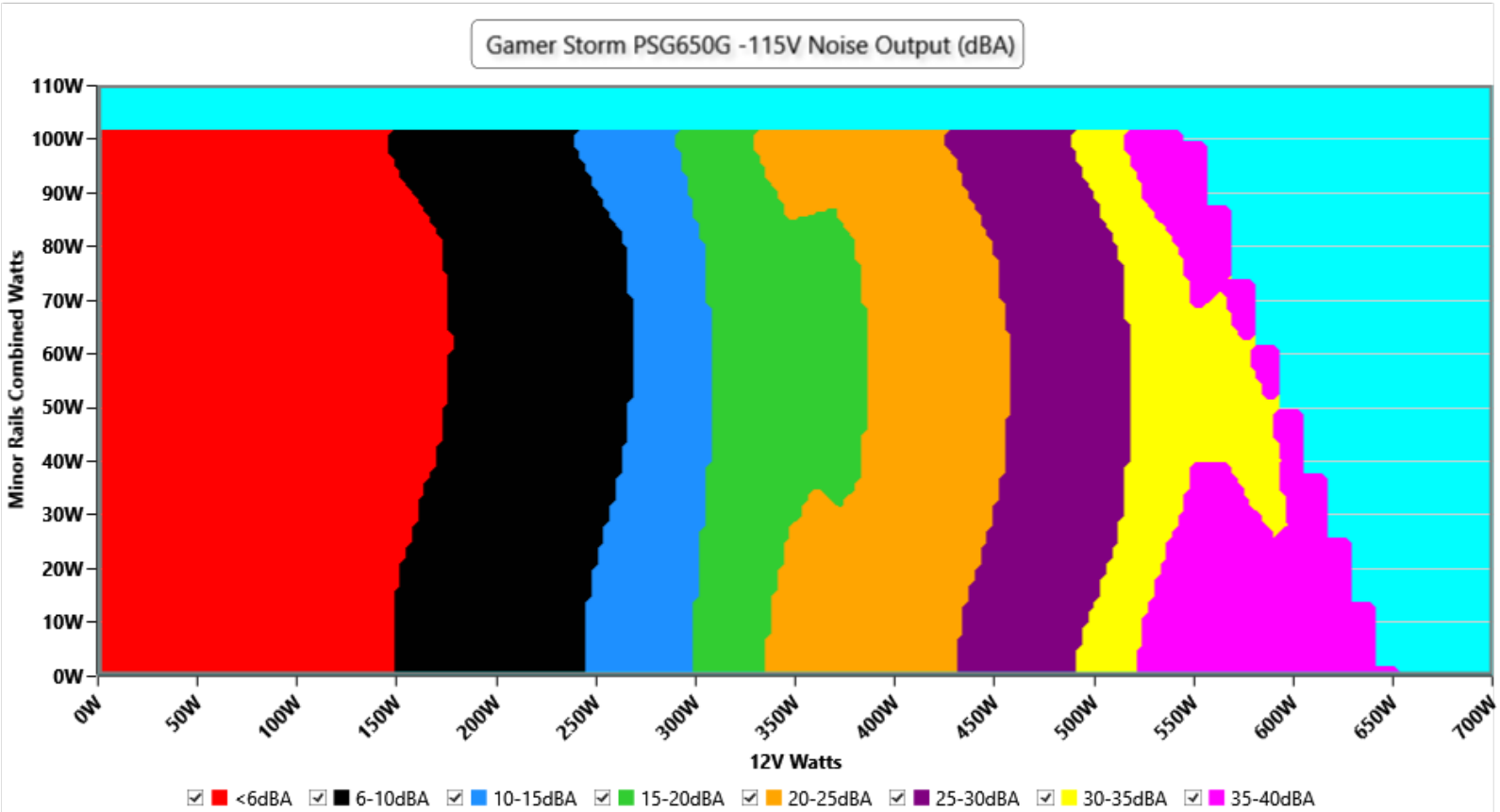

INFO

The PSU`s noise in its entire operational range and under 30-32 °C ambient is depicted in this graph. The X axis represents the load on the +12V rail(s) while the Y axis is the load on the minor rails

230V

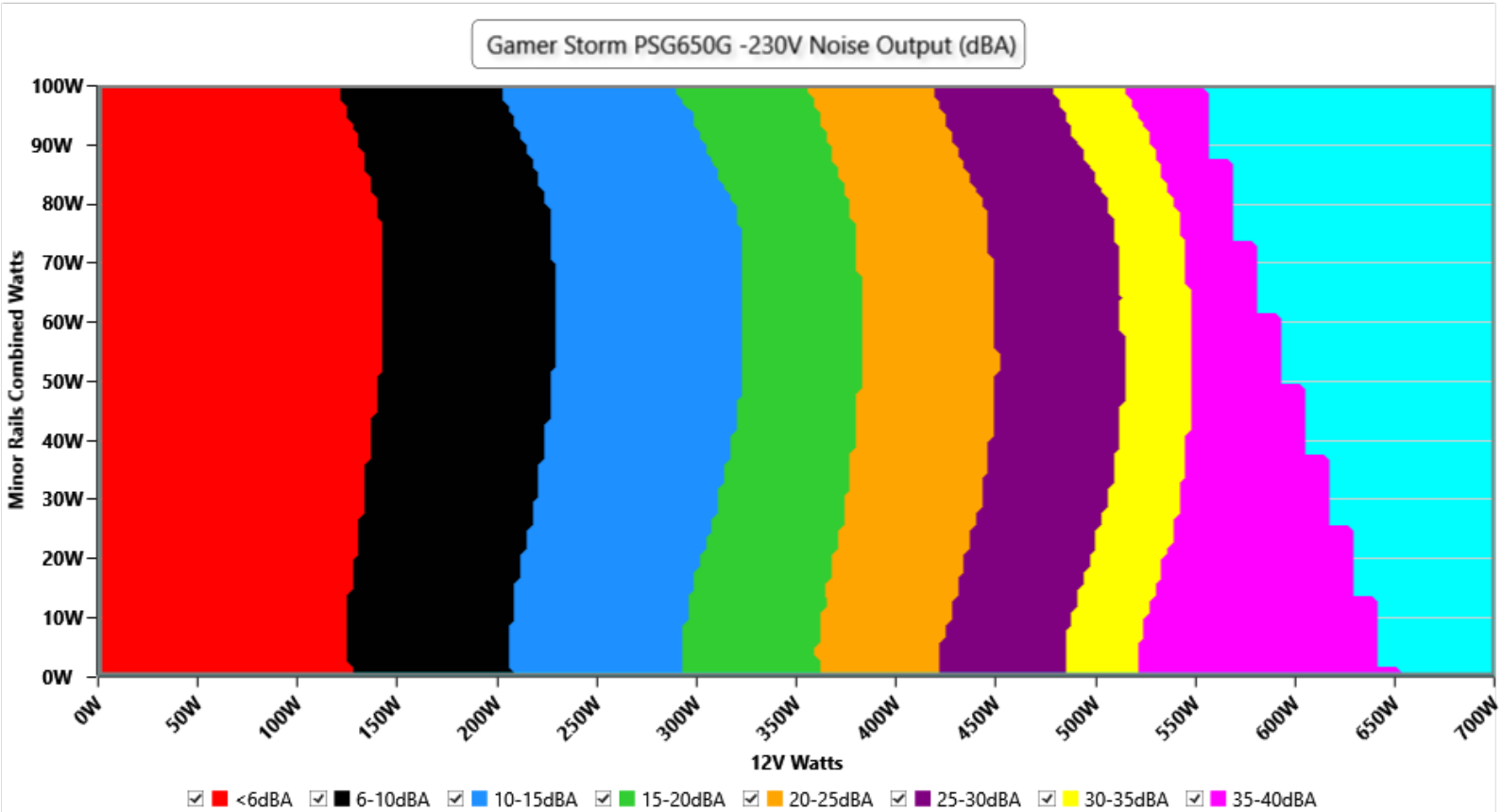

INFO

The PSU`s noise in its entire operational range and under 30-32 °C ambient is depicted in this graph. The X axis represents the load on the +12V rail(s) while the Y axis is the load on the minor rails

Conducted Emissions EN 55032 & CISPR 32

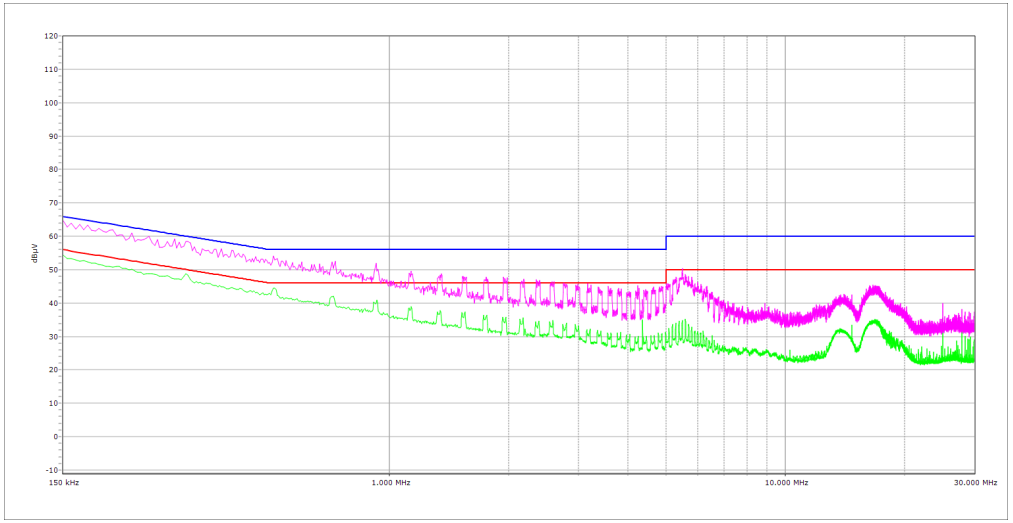

NEUTRAL

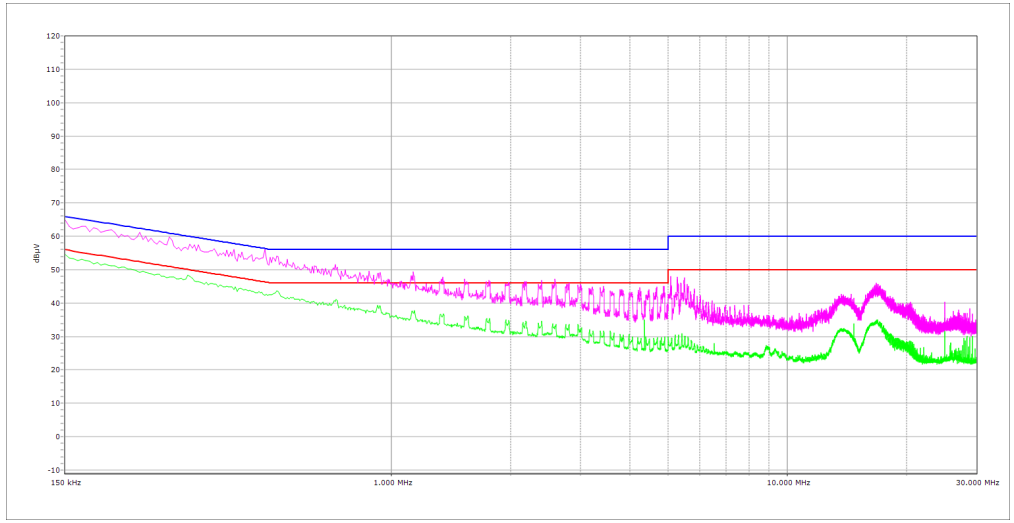

PHASE

Indicative Performance

Efficiency under high ambient temperature

INFO

The PSU`s efficiency under high ambient temperatures with 115V and 230V input. For this graph the results of the 10-110% load regulation table are used

5VSB Efficiency

INFO

This graph depicts the efficiency levels of the 5VSB rail with 115V and 230V input

5VSB Efficiency (ERP LOT 3/6 & CEC)

115V

Test #	5VSB	DC/AC (Watts)	Efficiency	PF/AC Volts
1	**0.045A**	0.231W	62.543%	0.048
	5.135V	0.302W		114.94V
2	**0.09A**	0.462W	75.186%	0.095
	5.134V	0.615W		114.93V
3	**0.55A**	2.816W	82.91%	0.338
	5.119V	3.397W		114.94V
4	**1A**	5.106W	82.907%	0.424
	5.105V	6.159W		114.94V
5	**1.5A**	7.635W	82.363%	0.466
	5.089V	9.27W		114.94V
6	**3A**	15.121W	79.907%	0.52
	5.04V	18.924W		114.94V

230V

Test #	5VSB	DC/AC (Watts)	Efficiency	PF/AC Volts
1	**0.045A**	0.231W	61.261%	0.018
	5.135V	0.378W		230.04V
2	**0.09A**	0.462W	69.76%	0.032
	5.133V	0.663W		230.04V
3	**0.55A**	2.816W	81.413%	0.15
	5.119V	3.459W		230.03V
4	**1A**	5.106W	81.836%	0.237
	5.105V	6.24W		230.03V
5	**1.5A**	7.635W	82.488%	0.301
	5.089V	9.257W		230.03V
6	**3A**	15.124W	80.639%	0.396
	5.041V	18.755W		230.02V

Protection Features

OCP (Normal @ 26.7°C)	12V: 64.80A (120.00%), 12.069V 5V: 28.2A (141.00%), 5.049V 3.3V: 28.1A (140.50%), 3.338V 5VSB: 4.8A (160.00%), 4.979V
OCP (Hot @ 42.0°C)	12V: 64.40A (119.26%), 12.084V 5V: 27.8A (139.00%), 5.05V 3.3V: 28.3A (141.50%), 3.338V 5VSB: 4.6A (153.33%), 4.978V
OPP (Normal @ 27.3°C)	876.90W (134.91%)
OPP (Hot @ 42.8°C)	863.40W (132.83%)
OTP	✓ (118°C @ Heat Sink)
SCP	12V to Earth: ✓ 5V to Earth: ✓ 3.3V to Earth: ✓ 5VSB to Earth: ✓ -12V to Earth: ✓
PWR_OK	Proper Operation
UVP (Full Load @ 90V)	✓
UVP (No Damage @ 80V)	✓
Conducted Emissions EN55032 & CISPR 32	✓
NLO	✓
Fan Failure Protection	✗
SIP	Surge: MOV Inrush: NTC & Bypass Relay

Supplementary Tests (For Reference)

Typical Load Tests

115V

Test	12V	5V	3.3V	5VSB	DC/AC (Watts)	Efficiency	Fan Speed (RPM)	PSU Noise (dB[A])	Temps (In/Out)	PF/AC Volts
10%	**3.590A**	**1.969A**	**1.963A**	**0.981A**	65.006	85.979%	831	8.2	40.2°C	0.974
	12.091V	5.08V	3.362V	5.1V	75.608				44.18°C	114.93V
20%	**8.194A**	**2.955A**	**2.947A**	**1.179A**	129.959	89.985%	866	8.2	40.82°C	0.988
	12.088V	5.078V	3.36V	5.089V	144.423				46.4°C	114.91V
30%	**13.148A**	**3.448A**	**3.439A**	**1.379A**	194.967	91.074%	1017	13.6	41.1°C	0.989
	12.086V	5.076V	3.358V	5.078V	214.075				48.21°C	114.9V
40%	**18.113A**	**3.942A**	**3.933A**	**1.579A**	260.056	91.391%	1227	18.4	41.95°C	0.991
	12.082V	5.075V	3.357V	5.067V	284.555				49.8°C	114.88V
50%	**22.728A**	**4.93A**	**4.919A**	**1.78A**	325.055	91.311%	1513	25	42.37°C	0.993
	12.080V	5.072V	3.355V	5.056V	355.987				51.16°C	114.86V
60%	**27.308A**	**5.919A**	**5.907A**	**1.983A**	389.59	91.086%	1816	32.2	42.85°C	0.994
	12.076V	5.07V	3.353V	5.045V	427.719				52.08°C	114.85V
70%	**31.957A**	**6.909A**	**6.896A**	**2.186A**	454.909	90.58%	2096	35.2	43.19°C	0.995
	12.072V	5.068V	3.35V	5.033V	502.224				52.24°C	114.83V
80%	**36.608A**	**7.898A**	**7.885A**	**2.289A**	519.714	90.075%	2455	40.1	43.72°C	0.996
	12.069V	5.065V	3.348V	5.025V	576.982				52.59°C	114.81V
90%	**41.661A**	**8.395A**	**8.366A**	**2.392A**	585.142	89.541%	2765	44.3	44.3°C	0.996
	12.065V	5.063V	3.347V	5.017V	653.494				53.96°C	114.8V
100%	**46.450A**	**8.892A**	**8.879A**	**3.005A**	649.986	88.936%	2945	46.5	45.17°C	0.996
	12.062V	5.061V	3.345V	4.992V	730.844				55.18°C	114.77V
110%	**51.108A**	**9.884A**	**9.961A**	**3.008A**	714.613	88.249%	3162	47.5	46.28°C	0.997
	12.059V	5.059V	3.343V	4.987V	809.772				56.66°C	114.76V
CL1	**0.116A**	**11.878A**	**11.835A**	**0A**	101.303	83.878%	1764	30	40.49°C	0.985
	12.091V	5.068V	3.354V	5.122V	120.776				45.8°C	114.92V

Test	12V	5V	3.3V	5VSB	DC/AC (Watts)	Efficiency	Fan Speed (RPM)	PSU Noise (dB[A])	Temps (In/Out)	PF/AC Volts
CL2	**0.116A**	**19.754A**	**0A**	**0A**	101.398	83.146%	1520	25.1	41.31°C	0.985
	12.091V	5.062V	3.365V	5.125V	121.951				45.71°C	114.92V
CL3	**0.116A**	**0A**	**19.71A**	**0A**	67.391	77.095%	1525	25.3	40.98°C	0.978
	12.089V	5.078V	3.348V	5.124V	87.414				43.7°C	114.92V
CL4	**53.897A**	**0A**	**0A**	**0A**	649.759	89.868%	2772	43.9	45.31°C	0.996
	12.055V	5.072V	3.352V	5.099V	723.018				55.43°C	114.78V

The results above are not used in the certification process

230V

Test	12V	5V	3.3V	5VSB	DC/AC (Watts)	Efficiency	Fan Speed (RPM)	PSU Noise (dB[A])	Temps (In/Out)	PF/AC Volts
10%	**3.590A**	**1.969A**	**1.965A**	**0.981A**	65.009	87.197%	876	9.6	40.47°C	0.843
	12.090V	5.081V	3.359V	5.099V	74.555				43.86°C	230.05V
20%	**8.196A**	**2.955A**	**2.949A**	**1.18A**	129.975	91.647%	877	9.6	40.51°C	0.93
	12.087V	5.078V	3.357V	5.088V	141.822				45.11°C	230.03V
30%	**13.152A**	**3.449A**	**3.443A**	**1.379A**	194.992	92.772%	994	12.4	41.33°C	0.957
	12.085V	5.077V	3.355V	5.077V	210.186				46.68°C	230V
40%	**18.116A**	**3.942A**	**3.937A**	**1.579A**	260.081	93.156%	1199	18.4	41.86°C	0.969
	12.082V	5.075V	3.354V	5.066V	279.188				48.46°C	230.01V
50%	**22.731A**	**4.93A**	**4.924A**	**1.781A**	325.072	93.148%	1433	23.8	42.33°C	0.975
	12.079V	5.073V	3.352V	5.055V	348.983				49.62°C	230.03V
60%	**27.309A**	**5.918A**	**5.912A**	**1.983A**	389.57	93.013%	1705	29	42.51°C	0.979
	12.075V	5.071V	3.349V	5.044V	418.834				50.3°C	230.04V
70%	**31.957A**	**6.908A**	**6.902A**	**2.186A**	454.872	92.674%	2008	35.4	43.18°C	0.981
	12.071V	5.068V	3.347V	5.033V	490.827				51.16°C	230.04V
80%	**36.608A**	**7.896A**	**7.891A**	**2.289A**	519.659	92.364%	2392	39.5	43.8°C	0.983
	12.067V	5.066V	3.345V	5.025V	562.623				52.06°C	230.04V
90%	**41.660A**	**8.392A**	**8.373A**	**2.392A**	585.066	92.019%	2664	43.2	44.22°C	0.985
	12.063V	5.064V	3.343V	5.017V	635.808				52.79°C	230.03V

Test	12V	5V	3.3V	5VSB	DC/AC (Watts)	Efficiency	Fan Speed (RPM)	PSU Noise (dB[A])	Temps (In/Out)	PF/AC Volts
100%	**46.447A**	**8.889A**	**8.886A**	**3.005A**	649.897	91.591%	2915	45.9	45.13°C	0.986
	12.061V	5.062V	3.342V	4.992V	709.562				54.77°C	230.03V
110%	**51.122A**	**9.884A**	**9.965A**	**3.01A**	714.712	91.17%	3095	46.1	46.44°C	0.987
	12.058V	5.06V	3.342V	4.985V	783.933				55.66°C	229.88V
CL1	**0.116A**	**11.876A**	**11.838A**	**0A**	101.321	85.61%	1618	27.2	41.91°C	0.914
	12.091V	5.07V	3.354V	5.121V	118.352				46.61°C	229.95V
CL2	**0.116A**	**19.743A**	**0A**	**0A**	101.407	84.705%	1401	23	40.14°C	0.915
	12.090V	5.065V	3.364V	5.124V	119.719				44.43°C	229.94V
CL3	**0.116A**	**0A**	**19.714A**	**0A**	67.405	78.431%	1548	26.4	41.36°C	0.869
	12.089V	5.078V	3.348V	5.123V	85.941				44.83°C	229.95V
CL4	**53.916A**	**0A**	**0A**	**0A**	649.934	92.498%	2724	44.4	45.25°C	0.986
	12.055V	5.071V	3.351V	5.098V	702.646				53.22°C	229.88V

The results above are not used in the certification process

Light Load Tests

115V

Test	12V	5V	3.3V	5VSB	DC/AC (Watts)	Efficiency	Fan Speed (RPM)	PSU Noise (dB[A])	Temps (In/Out)	PF/AC Volts
20W	**1.229A**	**0.492A**	**0.491A**	**0.195A**	20.004	74.096%	535	<6.0	36.32°C	0.876
	12.088V	5.083V	3.362V	5.129V	26.997				38.62°C	114.93V
40W	**2.705A**	**0.689A**	**0.687A**	**0.293A**	40.002	81.931%	642	<6.0	37.27°C	0.95
	12.086V	5.083V	3.362V	5.124V	48.823				40.18°C	114.93V
60W	**4.180A**	**0.886A**	**0.883A**	**0.391A**	60.002	86.273%	685	<6.0	38.32°C	0.97
	12.089V	5.082V	3.362V	5.12V	69.55				41.74°C	114.93V
80W	**5.652A**	**1.083A**	**1.08A**	**0.489A**	79.964	88.125%	719	<6.0	39.72°C	0.978
	12.089V	5.081V	3.362V	5.115V	90.739				43.79°C	114.93V

The results above are not used in the certification process

230V

Test	12V	5V	3.3V	5VSB	DC/AC (Watts)	Efficiency	Fan Speed (RPM)	PSU Noise (dB[A])	Temps (In/Out)	PF/AC Volts
20W	**1.229A**	**0.492A**	**0.491A**	**0.195A**	20.003	74.423%	554	<6.0	36°C	0.55
	12.085V	5.084V	3.36V	5.128V	26.877				37.96°C	230.09V
40W	**2.705A**	**0.689A**	**0.687A**	**0.293A**	40	82.788%	653	<6.0	37.59°C	0.736
	12.084V	5.083V	3.36V	5.124V	48.315				40.15°C	230.09V
60W	**4.180A**	**0.886A**	**0.884A**	**0.391A**	59.999	87.365%	687	<6.0	38.49°C	0.826
	12.088V	5.082V	3.36V	5.12V	68.675				41.58°C	230.09V
80W	**5.653A**	**1.083A**	**1.08A**	**0.489A**	79.962	89.685%	719	<6.0	39.39°C	0.874
	12.087V	5.082V	3.36V	5.115V	89.159				42.88°C	230.1V

The results above are not used in the certification process

Ripple Measurements

115V

Test	12V	5V	3.3V	5VSB	Pass/Fail
10% Load	26.36mV	7.80mV	6.51mV	5.40mV	Pass
20% Load	23.61mV	6.84mV	5.29mV	5.81mV	Pass
30% Load	26.41mV	10.30mV	9.56mV	5.81mV	Pass
40% Load	27.07mV	7.29mV	6.05mV	6.47mV	Pass
50% Load	29.05mV	8.11mV	6.20mV	5.60mV	Pass
60% Load	34.35mV	8.01mV	6.56mV	5.81mV	Pass
70% Load	33.53mV	14.03mV	12.77mV	6.11mV	Pass
80% Load	35.36mV	9.44mV	9.81mV	6.67mV	Pass
90% Load	36.38mV	8.72mV	9.05mV	6.52mV	Pass
100% Load	37.36mV	9.14mV	9.77mV	6.15mV	Pass
110% Load	37.34mV	9.20mV	9.94mV	6.51mV	Pass
Crossload1	23.32mV	8.30mV	8.08mV	19.81mV	Pass
Crossload2	24.98mV	9.59mV	4.48mV	19.97mV	Pass

Test	12V	5V	3.3V	5VSB	Pass/Fail
Crossload3	24.07mV	6.43mV	9.77mV	20.79mV	Pass
Crossload4	35.74mV	7.06mV	5.93mV	21.16mV	Pass

The results above are not used in the certification process

230V

Test	12V	5V	3.3V	5VSB	Pass/Fail
10% Load	24.17mV	7.86mV	6.36mV	5.60mV	Pass
20% Load	23.35mV	7.45mV	5.09mV	5.55mV	Pass
30% Load	25.54mV	10.51mV	9.05mV	5.86mV	Pass
40% Load	27.27mV	8.72mV	6.26mV	7.59mV	Pass
50% Load	28.09mV	7.75mV	6.15mV	5.91mV	Pass
60% Load	29.92mV	20.81mV	27.57mV	9.73mV	Pass
70% Load	30.94mV	13.52mV	12.87mV	6.42mV	Pass
80% Load	32.51mV	16.37mV	13.68mV	6.67mV	Pass
90% Load	33.38mV	8.73mV	9.10mV	6.67mV	Pass
100% Load	33.65mV	8.96mV	9.12mV	6.23mV	Pass
110% Load	34.68mV	9.51mV	9.43mV	6.77mV	Pass
Crossload1	22.95mV	8.89mV	8.15mV	20.10mV	Pass
Crossload2	22.74mV	9.28mV	4.38mV	20.43mV	Pass
Crossload3	22.95mV	6.58mV	9.41mV	20.02mV	Pass
Crossload4	32.54mV	6.77mV	5.64mV	20.31mV	Pass

The results above are not used in the certification process

Gamer Storm PS650G

Top side

Power specifications label

Fan



PSU Inside

Cybenetics [illegible] ETA[illegible] LAMBDA[illegible] SAFE[illegible] DELTA[illegible] PHI[illegible]